



Tarrant County COVID-19 Recovery Report

Administrator's Office

August 23, 2022

Reporting Period: Aug. 15 – Aug. 21

Summary

The Tarrant County COVID-19 Recovery Report provides information on current and upcoming COVID-related programs administered by the County. Additional information will be provided as new programs are implemented. Information related to grant funding applications and awards is also included. The Tarrant County COVID-19 Recovery Report is provided to the Commissioners Court and the public on Tuesdays. Programs currently administered by the County include:

- Calls for Proposals: Community Programs**
- Small Business Workforce Recovery Grant Program**
- Emergency Rental Assistance Program**
- COVID-19 Vaccination Program**
- COVID-19 Testing Program**

Call for Proposals: Community Programs

Tarrant County requested proposals for projects from nonprofit, local government, and quasi-governmental agencies that respond to the focus areas and goals guiding the County's response to the COVID-19 pandemic. Proposals were accepted in the following areas: Improve Public Health and Wellness; Revitalize the Economy; and Strengthen the Community. The application window closed on May 16 at 5 p.m. 131 applications from 95 organizations were received with a total request amount of \$208 million. Funding recommendations for 35 projects totaling \$35.5 million were approved by Commissioners Court on July 26. A complete list of funded projects is available in Appendix A.



Tarrant County Small Business Workforce Recovery Grant Program

The Tarrant County Commissioners Court allocated \$25 million in federal American Rescue Plan Act (ARPA) funding to assist small businesses impacted by COVID-19 with workforce recovery, retention, recruitment, training, and development efforts. Impacted for-profit and non-profit small businesses that had 50 or fewer employees during the First Quarter of 2020 can apply for grants up to \$27,500 based on eligibility requirements and employee count. Grant applications opened at noon on July 11 and will remain open until 5 p.m. on August 31 or until funds are depleted. A map of applications by city is available in Appendix D. The first group of grant awards was approved and distributed on August 9.

Total Applications Received as of 08/23/2022		4,471	
Initial Reviews Complete		Business is 51% Minority, Women or Veteran Owned	
Number of Initial Reviews	1,088	Yes	61%
Eligible	293	No	38%
Waiting for Documents/Signatures	881	Awarded Applications	
Final Reviews Complete		Number of Awarded Applications	301
Number of Final Reviews	1,057	Award Total	\$3,590,500
Eligible	302		
Waiting for Documents/Signatures	874		

Applications by City			
Cities	Applications	Cities	Applications
Fort Worth	1,657	Kennedale	19
Arlington	1,134	Haslet	19
Grand Prairie	232	Azle	12
Mansfield	202	Richland Hills	12
Keller	128	Dalworthington Gardens	12
North Richland Hills	123	Lake Worth	9
Hurst	97	Everman	7
Euless	93	White Settlement	6
Southlake	93	Blue Mound	6
Haltom City	88	Trophy Club	3
Grapevine	79	Lakeside	2
Colleyville	69	Flower Mound	2
Bedford	67	Edgecliff Village	1
Crowley	36	Sansom Park	1
Burleson	36	River Oaks	1
Watauga	35	Westlake	0
Saginaw	33	Westover Hills	0
Forest Hill	32	Pelican Bay	0
Pantego	27	Westworth Village	0
Benbrook	25		

Tarrant County Emergency Rental Assistance Program

Payment Status		
Status	Households	Payments
Total Paid to Date	1,898	\$19,314,602
Total Pending Auditor Approval (08/23/2022)	50*	\$449,259
Total Assistance Disbursed After Approval	1,930	\$19,763,861
Total Unpaid Obligation 12 months**	1,702	\$11,208,262
Total Paid + Unpaid Obligation***		\$30,972,123
Payments By Type		
Payment Type		Total Amount
Rent		\$18,805,408
Utilities		\$510,370
Total		\$19,315,778
Application Status		
Status		Total
Approved/Paid Households		1,898
Applications Under Review		219
Ineligible Applications		2,755
Ineligible Applicants		
Reason		Total
Denied Area		2,137
Denied Income		104
TRR Withdrawn		389
Self-Withdrawn		125
Total		2,755
Lease Incentive Program		
Status	Households	Payments
Total Paid to Date	16	\$36,065
Total Pending Auditor Approval (08/23/2022)	0	\$0

Data as of 08/23/2022

*Note: Of the 50 households with payments pending court approval, 18 have previously received assistance and 32 are receiving assistance for the first time. Each household is reflected only once in the total.

**Note: The unpaid obligation amount assumes 12 months of assistance for households that are currently being served by ERAP.

***Note: As of 4/30/22, the program is no longer accepting new applications to ensure funds remain to satisfy current obligations.

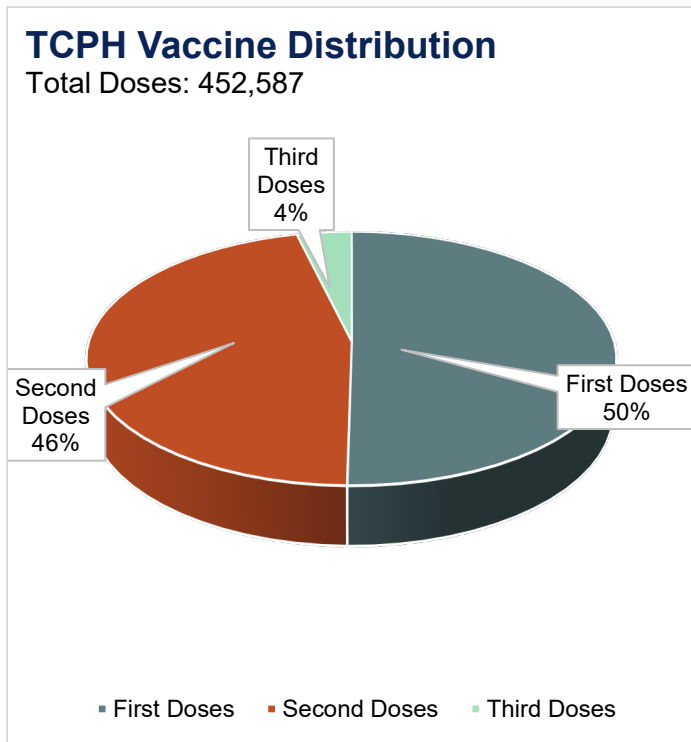
Countywide Emergency Rental Assistance

Service Area	Local Program		State TRR Program****		Total	
	Expended	Households	Expended	Households	Expended	Households
Arlington*	\$22,680,000	3,050	\$58,433,882	10,584	\$81,113,882	13,634
Fort Worth**	\$44,655,903	6,390	\$92,268,989	16,596	\$136,924,893	22,986
Tarrant County***	\$19,314,602	1,898	\$86,987,605	14,411	\$106,302,207	16,309
Total	\$86,650,505	11,338	\$237,690,476	41,591	\$324,340,981	52,929

*Data from the City of Arlington as of 08/04/2022. **Data from the City of Fort Worth as of 08/22/2022. ***Data from Tarrant County as of 08/23/2022. ****Data from TRR (state) as of 08/19/2022.

Tarrant County Public Health (TCPH) COVID-19 Vaccination Program

The tables and graphs below illustrate Tarrant County vaccination data beginning December 2020. Some of the data below displays doses directly administered by TCPH and does not reflect the total number of vaccinations administered by contractual and clinical partners. Information about COVID-19 vaccination sites and hours of operation can be found at <https://www.tarrantcounty.com/vaccinefinder>.



Dose Type	Doses Directly Administered by TCPH
First Dose	227,399
Second Dose	207,997
Third Dose	17,190
Total Doses	452,587
Total Vaccines Administered in Tarrant County	
3,537,023	
Fully Vaccinated Individuals in Tarrant County	
1,379,297	

TCPH Vaccine Doses by Week (July 26 to August 21)				
Week	First Doses	Second Doses	Third Doses	Total Weekly Doses
07/26/22 - 7/31/22	51	50	294	395
08/01/22 - 08/07/22	141	40	105	286
08/08/22 - 08/14/22	114	47	69	230
08/15/22 - 08/21/22	63	28	70	161
Total Doses	369	165	538	1,072

COVID-19 Testing Program

Testing is available on Mondays and Thursdays at: Southwest Public Health Center, 6551 Granbury Road, Fort Worth, TX, 76133. For more detailed information, please visit www.tarrantcounty.com/covidtesting.

Tarrant County Grants

The County has applied for and received several federal and state grants to assist in the response to and recovery from the COVID-19 pandemic. See Appendix B for detailed accounts of grants already received. See Appendix C for lists of grants applied for but not yet awarded. The table below provides a broad overview of the financial data included in the appendices.

Category	Awarded	Encumbered and Spent
Coronavirus Relief Fund (CRF)	\$209,816,857	\$209,816,857
American Rescue Plan Act (ARPA)	\$408,388,891	\$131,158,049
Funding Awarded from Agencies (Accepted in Court)	\$126,071,851	\$59,890,451
Grants Awarded (Not Yet Accepted in Court)	\$2,439,461	\$27,569,496
Applications Submitted (Not Yet Awarded)	\$7,400,000	-
TOTAL	\$754,117,060	\$428,434,852

Other Recovery Updates

Small Business

- The Tarrant County Small Business Workforce Recovery Grant program opened to applications on Monday, July 11 at noon and will run through August 31 at 5:00 p.m. or until all funds are awarded. Staff will provide weekly updates to Commissioners Court.

Childcare

- A subrecipient agreement with Child Care Associates for the first two strategies of the County's \$45 million child care program was approved by Commissioners Court on August 2. Staff is working with Child Care Associates to finalize the third strategy and submit it for Commissioners Court approval.

Housing

- On August 16, Commissioners Court voted to approve the proposed uses of \$32.5 million for permanent supportive, supportive and deeply affordable housing development. Staff is working with Tarrant County Homeless Coalition and the Tarrant County Community Development department to develop Requests for Proposals for this program.

Innovative Emergency Management (IEM)

- IEM continues to work with staff on Phase 3 of Tarrant County's ARPA-FRF Program. Current activities include: Small Business Workforce Recovery Grant Program and public-facing reporting.

Appendix A: ARPA Call for Proposals

Funding Awarded- Grants Received from Agencies and Accepted by Commissioner's Court

Project Name	Organization	Requested	Recommended	Anticipated Match
Capital Funding for the Purchase and Construction	6 Stones Mission Network	\$6,967,102	\$2,000,000	\$4,220,898.00
Seasoned Survivors	AIDS Outreach Center	\$1,000,000	\$1,000,000	-
Alliance Afterschool	Alliance Child & Family Solutions	\$600,112	\$600,112	\$131,162.00
Help and Hope Mobile Farmer's Market	Arlington Charities, Inc.	\$242,000	\$242,000	-
Improving Access to Heart Health Services	Black Heart Association	\$210,000	\$210,000	-
Mobile Clubhouse Experience	Boys & Girls Clubs of Greater Tarrant County	\$298,058	\$298,058	\$150,000.00
Camp Fire's Early Education Apprenticeship Program (EEAP)	Camp Fire First Texas	\$1,368,008	\$1,368,008	\$959,341.00
COVID19 Emergency Funding and Transportation Assistance	Cancer Care Services	\$283,500	\$283,500	\$10,000.00
Arlington Public Library Homebound Service	City of Arlington - Arlington Public Library	\$298,404	\$298,404	\$23,546.00
Tyre Park Phase II Renovation	City of Grand Prairie	\$2,000,000	\$2,000,000	\$2,000,000.00
Support of Communities In Schools for expansion	Communities In Schools of Greater Tarrant County, Inc.	\$351,090	\$351,090	-
Food Pantry Expansion and Direct Service	Community Enrichment Center	\$814,980	\$814,980	\$162,996.00
Community Food Bank - Broaden Fresh Foods	Community Food Bank, Inc.	\$215,846	\$215,846	-
Empowered Girls - Healthy, Educated & Independent	Girls Inc. of Tarrant County	\$455,167	\$455,167	\$822,500.00
GRACE Food Pantry	Grapevine Relief And Community Exchange (GRACE)	\$267,536	\$267,536	-
Lifeline Friendly Visitors	Guardianship Services, Inc.	\$296,156	\$296,156	-
Health Care Now – Expanding Access to Health Insurance	HELP Center for LGBT Health & Wellness	\$798,259	\$798,259	\$1,055,874.00
Bilingual Dementia Educator	James L. West Center for Dementia Care	\$272,947	\$272,947	\$42,750.00
Lena Pope Cares- Substance Abuse	Lena Pope	\$141,700	\$141,700	\$32,277.00
Second Opportunity for Success	Lena Pope	\$383,174	\$383,174	-

Wraparound Services to Build Youth Resilience	Lena Pope	\$481,660	\$481,660	\$111,623.00
Pathways to Hope for Child Witnesses	One Safe Place	\$348,219	\$348,219	-
UpSpire Supportive Employment Enterprise	Presbyterian Night Shelter	\$1,381,198	\$1,381,198	\$1,750,000.00
Healthy Aging and Community Reengagement of the Elderly	Sixty & Better	\$570,700	\$570,700	\$110,000.00
Tarrant Area Food Bank Capacity Building	Tarrant Area Food Bank	\$4,800,000	\$4,800,000	\$3,000,000.00
Tarrant County Together	Tarrant County Together	\$1,000,000	\$1,000,000	\$300,000.00
Culinary Workforce Development Program Expansion	Taste Project	\$388,664	\$388,664	\$388,664.00
Good for You Pantry (GFYP) Program	Texas Health Research and Education Institute	\$646,481	\$646,481	\$275,000.00
76104 Community-Based Doulas to Reduce Maternal Mortality	United Way of Tarrant County	\$2,397,391	\$1,960,007	-
BRAVER Businesses in 76104	United Way of Tarrant County	\$1,878,126	\$1,000,000	-
Collaborative Approach to Reduce Social Isolation	United Way of Tarrant County w/Area Agency on Aging	\$795,525	\$700,000	-
One Second Collaborative to Address... Gun Violence*	United Way of Tarrant County*	\$1,926,135	\$1,926,135	\$2,890,408.00
HSC Next SBIR Phase 0 Program	University of North Texas Health Science Center	\$2,464,650	\$2,000,000	-
Eastside YMCA - Investing in Community	YMCA of Metropolitan Fort Worth	\$7,600,000	\$3,500,000	\$2,430,055.00
Northwest YMCA	YMCA of Metropolitan Fort Worth	\$9,850,000	\$2,500,000	\$5,000,000.00
Total		\$53,792,787	\$35,500,000	\$25,867,094

*Note: Contingent upon approval of additional funding request by the City of Fort Worth.

Appendix B: Grants Received

Funding Awarded- Grants Received from Agencies and Accepted by Commissioner's Court				
Grant Description	County Dept	Awarded	Encumbered or Spent	Funds Received
DHHS/HRSA-RW HIV/AIDS Part A COVID-19 Response**	Administrator-HIV	\$272,626	\$272,626	\$272,626
DHHS/HRSA-RW HIV/AIDS Part C COVID-19 Response**	Administrator-HIV	\$137,744	\$124,279	\$124,279
DHHS/HRSA-RW HIV/AIDS Part D COVID-19 Response**	Administrator-HIV	\$37,633	\$36,492	\$36,492
DSHS - HOWPA**	Administrator-HIV	\$25,000	\$25,000	\$25,000
DSHS WIC - COVID Funding Allocation**	Public Health	\$43,084	\$42,714	\$42,714
DSHS-CPS - COVID-19	Public Health	\$559,225	\$542,881	\$511,245
DSHS-CPS - COVID-19	Public Health	\$3,013,997	\$3,007,020	\$2,771,933
DSHS-IDCU/COVID-19	Public Health	\$6,254,460	\$2,794,689	\$2,447,894
DSHS COVID-19 Vaccination Projects Round 3	Public Health	\$12,349,513	\$3,287,523	\$2,419,838
UNTHSC-Knowledge-to-Action COVID-19***	Public Health	\$44,000	\$38,484	\$38,484
CDC National Initiative to Address COVID-19 Health Disparities	Public Health	\$27,241,785	\$12,185,201	\$6,927,793
DSHS CDC Co-Ag: Public Health Workforce Funding	Public Health	\$1,500,000	\$283,227	\$151,318
DSHS COVID-19 Vaccination Projects Round 4	Public Health	\$14,666,303	\$974,977	\$72,664
CJD-BJA Coronavirus Emergency Supp Funding Program**	Budget/Sheriff	\$4,166,506	\$4,166,506	\$4,166,506
HUD CDBG-CARES	Community Dev.	\$6,430,388	\$2,194,827	\$1,024,516
HUD Emergency Solutions Grant (ESG)-CARES	Community Dev.	\$3,578,786	\$3,284,350	\$2,248,613
HUD HOPWA-CARES	Community Dev.	\$106,043	\$99,954	\$4,195
TDHCA CDBG TERAP	Community Dev.	\$1,150,787	\$124,431	\$124,431
TDHCA Emergency Solution Grant (ESG)-CARES	Community Dev.	\$2,000,000	\$0	\$0
TREASURY -Emergency Rental Assistance 1*	Budget/Admin	\$9,281,300	\$9,281,300	\$9,281,300

TREASURY -Emergency Rental Assistance 2*	Budget/Admin	\$26,407,662	\$11,888,162	\$26,407,662
BJA Coronavirus Emergency Supp Funding Pgm **	Budget/Sheriff	\$58,008	\$57,983	\$57,983
HAVA 2020 CARES ACT - (20% Match Required)*	Elections	\$1,764,171	\$1,764,171	\$1,764,171
Center for Tech and Civil Life*	Elections	\$1,678,523	\$1,666,771	\$1,666,771
HUD-Section 8 - Emergency Housing Voucher Program (HAP)	Housing	\$747,276	\$444,827	\$547,330
HUD-CARES Act Funding for Section-8*	Housing	\$929,650	\$907,610	\$929,650
HUD-CARES Act Funding for Mainstream Voucher Program*	Housing	\$229,322	\$192,056	\$117,063
HUD-HCV CARES FUNDS ACT (HAP) Funding for Section-8	Housing	\$980,868	-	\$980,868
HUD-Section 8 - Emergency Housing Voucher Program (Preliminary Fees)	Housing	\$34,000	\$28,760	-
HUD-Section 8 - Emergency Housing Voucher Program (Service Fees)	Housing	\$297,500	\$117,461	-
HUD-Section 8 - Emergency Housing Voucher Program (Administrative Fees)	Housing	\$85,692	\$56,167	\$28,569
Total		\$126,071,851	\$59,890,451	\$65,191,909

*Note: Grant funds were received in advance.

**Note: Completed and all funds have been received.

Appendix C: Grants Not Yet Awarded

Grants Awarded by Agencies, Not Yet Accepted by Commissioners Court

Grant Description	County Dept	Awarded	Encumbered or Spent	Funds Received
FEMA – COVID 2020 (3/1/20 – 6/3/20)	Budget	\$2,439,461	\$2,439,461	\$2,439,461
FEMA – COVID 2020 (9/15/20 – 12/31/20)	Budget	-	\$130,034	-
FEMA – VACCINATION (2/9/21– 12/31/21)	Budget	-	\$25,000,000	-
Total Funds Expected to be Accepted		\$2,439,461	\$27,569,496	\$2,439,461

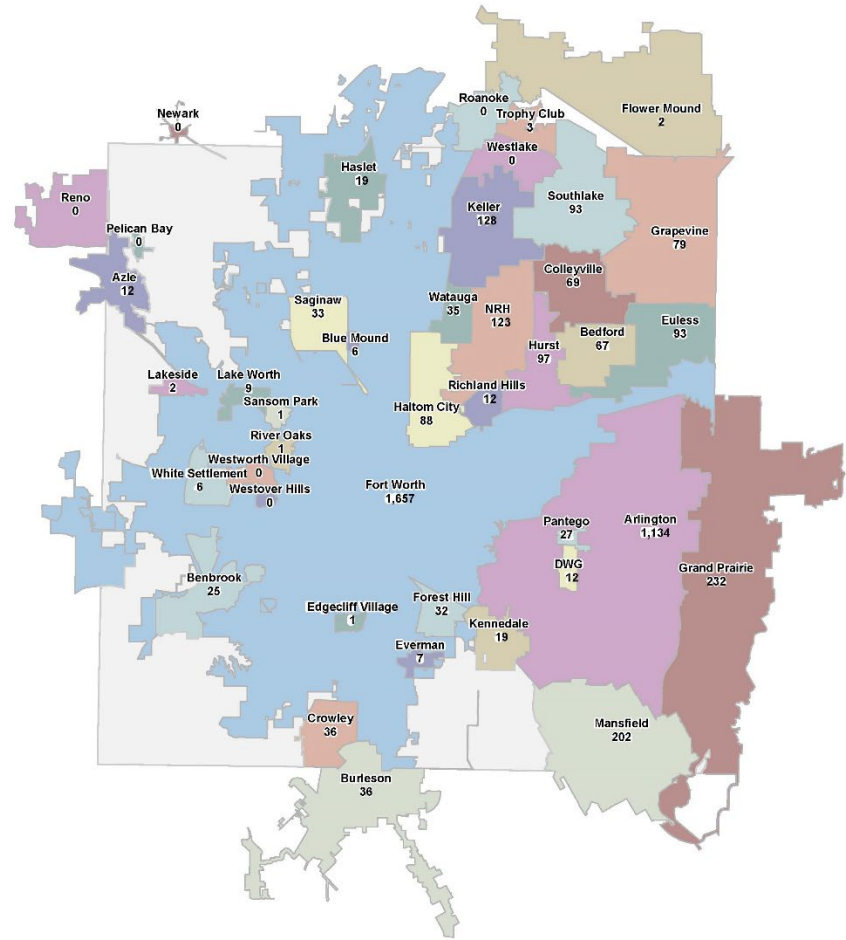
Applications Submitted- Not Yet Awarded by Agency

Grant Description	County Dept	Awarded	Encumbered or Spent	Funds Received
DSHS Advancing Health Literacy	Public Health	\$4,000,000	-	-
NACCHO COVID-19 Prevention & Mitigation Strategies	Public Health	\$175,000	-	-
NACCHO Building Local Operational Capacity for COVID-19	Public Health	\$100,000	-	-
CDC Closing the Gap with Social Determinants	Public Health	\$125,000	-	-
CDC Community Health Workers & Resilient Communities	Public Health	\$3,000,000	-	-
Total Funds Requested		\$7,400,000	-	-

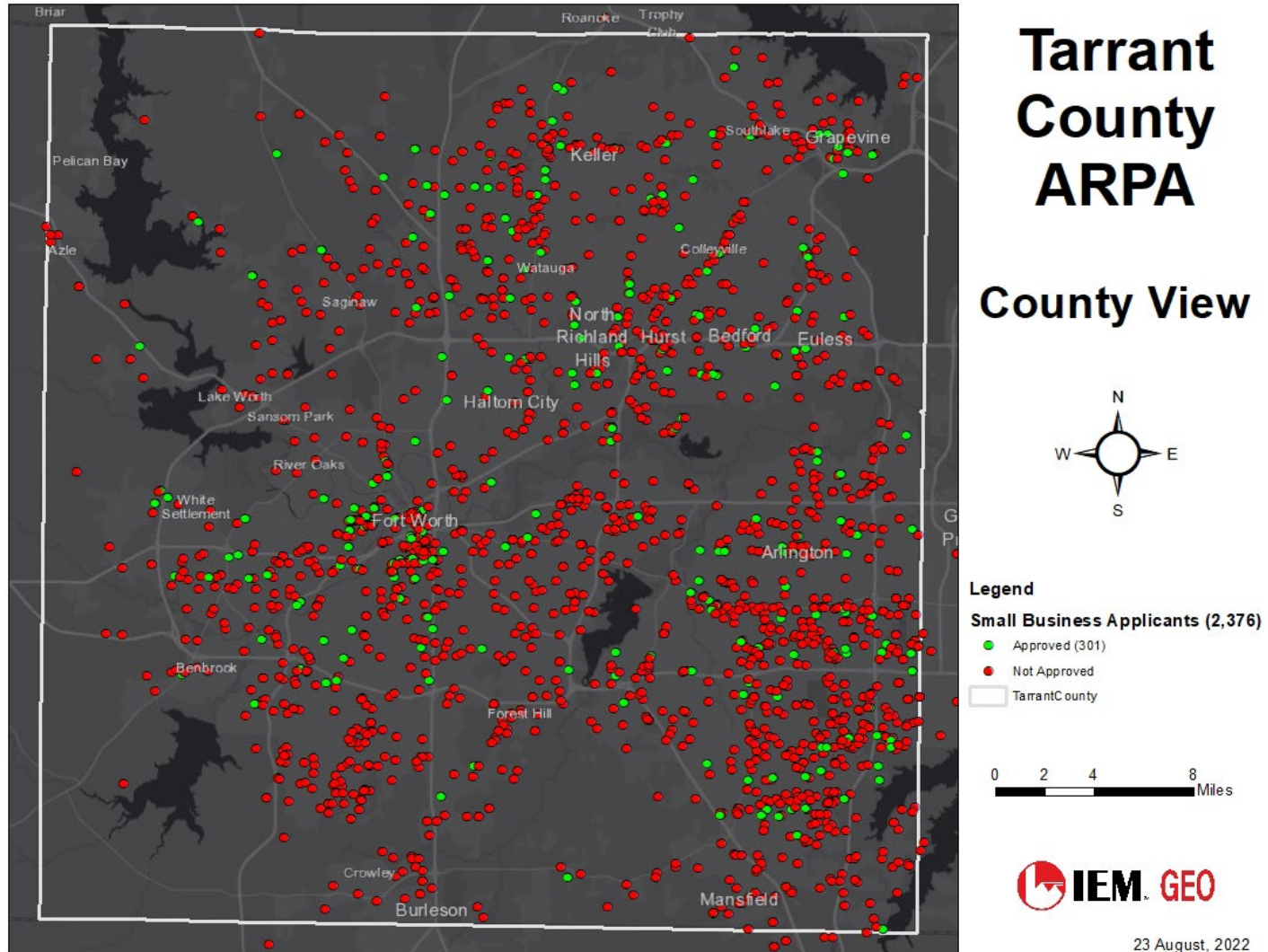
Appendix D: Map of Applications by City



Small Business Workforce Recovery Grant | Applications by City



Appendix E: Countywide Map of Applications



Appendix F: Countywide Map of Awarded Applications

