



TARRANT COUNTY COVID-19 RECOVERY REPORT

WEEKLY OVERVIEW

SUMMARY

REPORT DATE	REPORTING PERIOD
12/20/2021	December 13th to December 19th

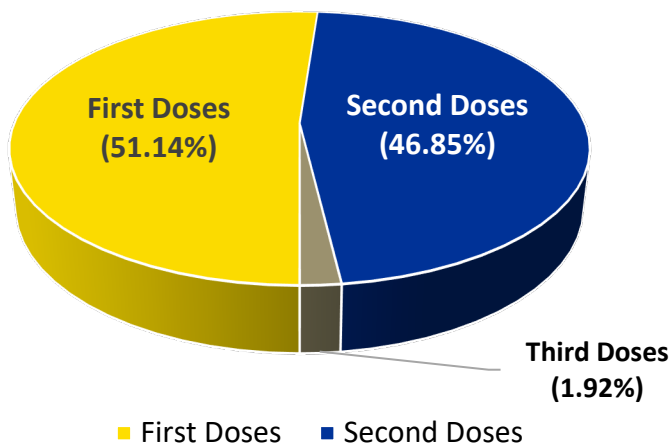
The Tarrant County COVID-19 Recovery Report provides relevant programmatic data and information on COVID-related programs currently administered by the County including the **COVID-19 Vaccination Program** and the **Tarrant County Emergency Rental Assistance Program (ERAP)**. Additional programmatic information will be provided as new programs are implemented. Information related to grant funding applications and awards is also provided herein. The Tarrant County COVID-19 Recovery Report is provided to the Commissioners Court and the public every Tuesday.

TARRANT COUNTY PUBLIC HEALTH (TCPH) COVID-19 VACCINATION PROGRAM

Tarrant County's COVID-19 Vaccination Program has transitioned from centralized mass vaccination sites to mobile pop-up sites as the main distribution mechanism for COVID-19 vaccinations. In the section below, you will find tables and graphs to illustrate Tarrant County vaccination trends; however, please note that some of the data below displays doses *directly* administered by TCPH and does not reflect the total number of vaccinations administered by contractual and clinical partners. See **Appendix A** for a breakdown of daily vaccination data and a schedule of pop-up sites. Since its inception at the end of December 2020, the County's vaccination efforts have produced the following results:

TCPH Vaccine Distribution Breakdown (Dec 2020 to Present)

Total Doses: 440,445



Dose Type	# of Doses Directly Administered by TCPH
First Doses	225,255
Second Doses	206,341
Third Doses	8,449
Total Doses	440,445
Total Vaccinations Administered in Tarrant Co. (TCPH, Clinical)	
3,007,197	
Fully Vaccinated Individuals in Tarrant Co.	
1,121,991	

TCPH Vaccination Doses by Week (November 22nd to December 19th)

Week	First Doses	Second Doses	Third Doses	Total Doses Per Week
Nov 22nd to Nov 28th	72	65	213	350
Nov 29th to Dec 5th	246	418	1091	1755
Dec 6th to Dec 12th	139	136	843	1118
Dec 13th to Dec 19th	178	175	769	1122
Total Doses (11/22 to 12/19)	635	794	2916	4345

Figure 1. Table detailing the number of first, second, and total COVID-19 vaccine doses administered over the preceding four (4) weeks. Most recent data may not be complete due to a lag in weekly reporting.

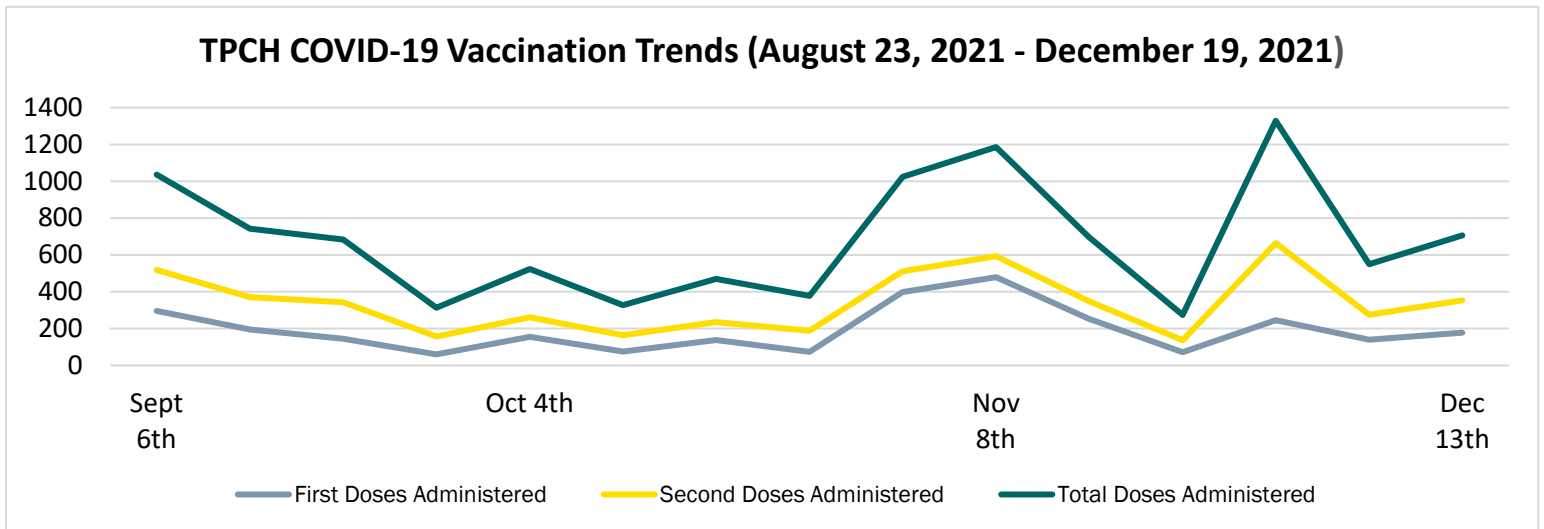


Figure 2. First dose, second dose, and total COVID-19 vaccination trends over the preceding three-month period. Most recent data may not be complete due to a lag in reporting.

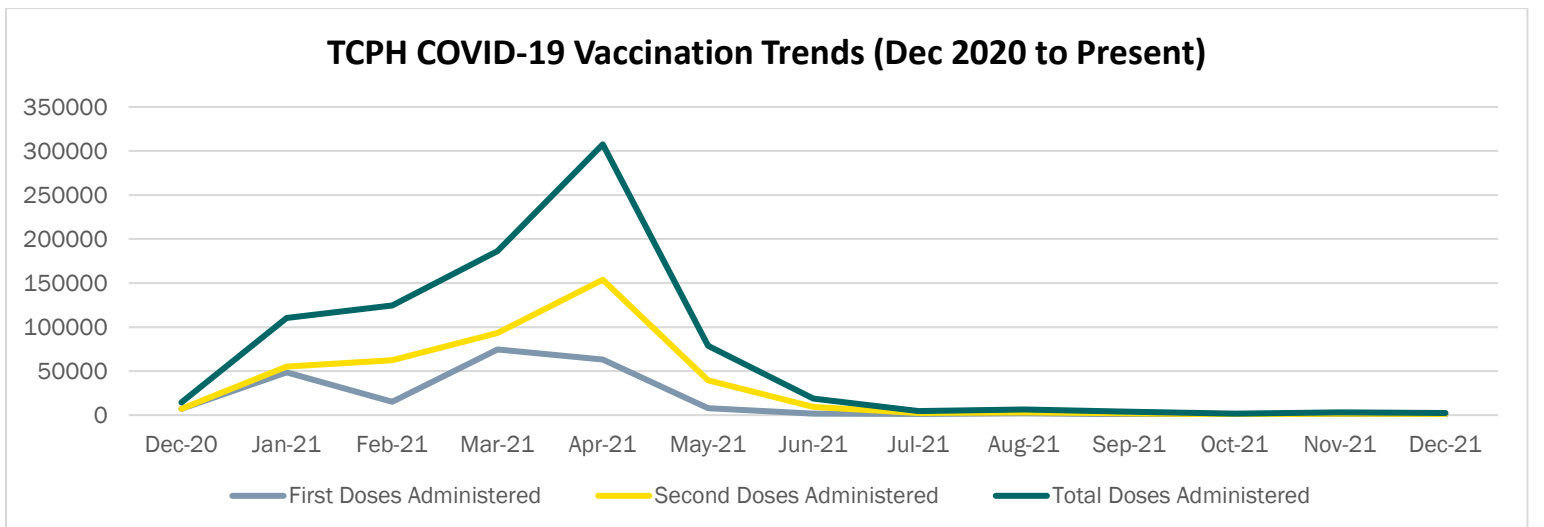


Figure 3. First dose, second dose, and total COVID-19 vaccination trends since the inception of the COVID-19 vaccination program.

EMERGENCY RENTAL ASSISTANCE

Tarrant County Emergency Rental Assistance Program (ERAP)

Data as of 12/20/21

PAYMENT STATUS		
STATUS	TOTAL PAYMENTS	
Total Paid to Date	917	\$7,388,262
Total Pending Court Approval (12/21/2021)	36	\$229,303
TOTAL	953	\$7,617,565

PAYMENTS BY TYPE	
PAYMENT TYPE	TOTAL AMOUNT
Rent	\$7,131,902
Utilities	\$256,359
TOTAL	\$7,388,262

APPLICATION STATUS	
STATUS	TOTAL
Approved/Paid Households	917
Applications Under Review	170
Ineligible Applications (see breakdown below)	805

INELIGIBLE APPLICANTS	
REASON	TOTAL
Denied Area	274
Denied Income	73
TRR Withdrawn	440
Self-Withdrawn	18
TOTAL	805

Countywide ERA Assistance

Data from external entities (TRR, municipalities, etc.) may not be current due to holiday leaves of absence.

SERVICE AREA	Local Program		State TRR Program		TOTAL	
	Expended	Households	Expended	Households	Expended	Households
Arlington	\$5,688,000	1,302	\$51,208,846	12,288	\$56,896,846	13,590
Fort Worth	\$19,226,458	1,426	\$81,046,059	19,807	\$100,272,517	21,233
Tarrant County	\$7,388,262	917	\$67,728,414	14,940	\$75,116,676	15,857
TOTAL	\$32,302,720	3645	\$199,983,319	47,035	\$232,286,039	50,680

COUNTY GRANTS UPDATE

The County has applied for and received several federal and state grants to assist in the response to and recovery from the COVID-19 pandemic and its negative effects. See **Appendix B** for a table detailing grant descriptions, respective department, and relevant accounting metrics. Additionally, **Appendix B (cont.)** includes a table detailing the notices of grant funding and applications. The table below provides a broad overview of the information included in the appendices.

CATEGORY	TOTAL	ENCUMBERED OR SPENT
Coronavirus Relief Fund (CRF)	\$219,052,584	\$219,052,584
American Rescue Plan Act (ARPA) – First Tranche	\$204,194,446	\$25,304,433
Funding Awarded from Agencies (Accepted in Court)	\$139,925,965	\$33,708,429
Grants Awarded (Not Yet Accepted in Court)	\$2,439,461	\$27,570,998
Applications Submitted (Not Yet Awarded)	\$7,400,000	-
TOTAL	\$573,012,456	\$305,636,443

INNOVATIVE EMERGENCY MANAGEMENT (IEM) UPDATE

Weekly update from IEM, the consultant conducting the COVID-19 Needs and Resources Assessment.

- Community Surveys – **Survey links have been distributed and surveys will remain open until 1/14/21**
 - Available in English, Spanish and Vietnamese
 - Resident Survey
 - Local Business Survey
 - Nonprofit Survey
- IEM will provide a **Final Report by 1/31/21** and present findings to Court in early February

-- The rest of this page was intentionally left blank--

APPENDIX A

TCPH Pop-Up Vaccination Site Schedule (December 20th to December 26th)						
Monday, Dec 20th	Tuesday, Dec 21st	Wednesday, Dec 22nd	Thursday, Dec 23rd	Friday, Dec 24th	Saturday, Dec 25th	Sunday, Dec 26th
Watauga Community Center 8AM to Noon <hr/> La Gran Plaza 2PM to 6PM	Hurst Fire Station 10AM to 6PM	N/A	N/A	HOLIDAY	HOLIDAY	N/A

The above calendar details the date and time frames for several TCPH pop-up vaccination sites from Monday, December 20th to Sunday, December 26th. Additional information on open COVID-19 vaccination sites and hours of operation can be found at [TarrantCountyStrong.com](https://www.tarrantcountytx.gov/services/health/immunization.html). Private sites are not shown.

APPENDIX A (CONT.)

TCPH Vaccination Site Doses Administered (December 13th to December 19th)								
Site	Monday, Dec 13th	Tuesday, Dec 14th	Wednesday, Dec 15th	Thursday, Dec 16th	Friday, Dec 17th	Saturday, Dec 18th	Sunday, Dec 19th	Total Per Day
TCPH Main	25	22	22	32	47	Closed	Closed	148
TCPH SW/Arlington	61	41	41	43	88	Closed	Closed	274
TCPH Northwest	5	9	20	11	19	Closed	Closed	64
TCPH Watauga	18	12	13	18	52	Closed	Closed	113
TCPH TB/Refugee	Closed	Closed	4	Closed	Closed	Closed	Closed	4
TCPH Bagsby-Williams	6	9	1	Closed	Closed	Closed	Closed	16
Sundance Square (Pop Up)	Closed	Closed	Closed	Closed	76	Closed	Closed	76
Hurst Fire Station (Pop Up)	Closed	46	Closed	Closed	Closed	Closed	Closed	46
La Gran Plaza (Pop Up)	7	Closed	Closed	Closed	Closed	Closed	Closed	7
Watauga Fire Department (Pop Up)	20	Closed	Closed	Closed	Closed	Closed	Closed	20
NRH Fire Station 5 (Pop Up)	Closed	Closed	Closed	Closed	Closed	Closed	Closed	0
Westlake Fire Department (Pop Up)	Closed	Closed	Closed	Closed	Closed	Closed	Closed	0
ILT Keller (Pop Up)	Closed	60	Closed	Closed	Closed	Closed	Closed	60
ILT East Fort Worth (Pop Up)	Closed	Closed	38	Closed	Closed	Closed	Closed	38
ILT Saginaw (Pop Up)	Closed	Closed	48	Closed	Closed	Closed	Closed	48
Everman ISD (Pop Up)	Closed	Closed	89	Closed	Closed	Closed	Closed	89
ILT Grand Prairie (Pop Up)	Closed	Closed	Closed	65	Closed	Closed	Closed	65
CTI Foods (Pop Up)	Closed	Closed	Closed	30	Closed	Closed	Closed	30
Rent the Runway (Pop Up)	Closed	Closed	Closed	Closed	24	Closed	Closed	24
Total Per Site	142	199	276	199	306	0	0	1122

The above table provides detailed information regarding the number of COVID-19 vaccines administered at various partnership sites and pop-up sites over the preceding week.

APPENDIX B

Funding Awarded – Grant Awards Received from Agencies (Accepted in Court)

Grant Description	County Dept	Awarded	Encumbered or Spent	Funds Received
DHHS/HRSA-RW-AIDS Part A COVID-19 Response	Administrator-HIV	\$272,626	\$272,626	\$268,995
DHHS/HRSA-RW-AIDS Part C COVID-19 Response	Administrator-HIV	\$137,744	\$125,046	\$106,704
DHHS/HRSA-RW-AIDS Part D COVID-19 Response	Administrator-HIV	\$37,633	\$34,010	\$32,010
DSHS – HOWPA**	Administrator-HIV	\$25,000	\$25,000	\$25,000
DSHS WIC – COVID-19 Funding Allocation**	Public Health	\$43,084	\$42,714	\$42,714
DSHS-CPS – COVID-19	Public Health	\$559,225	\$492,123	\$479,602
DSHS-CPS – COVID-19	Public Health	\$3,013,997	\$2,577,449	\$1,864,834
DSHS/IDCU - COVID-19	Public Health	\$6,254,460	\$2,066,709	\$993,630
DSHS COVID-19 Vaccination Projects Round 3	Public Health	\$12,349,513	\$1,738,057	\$82,078
UNTHSC – Knowledge-to-Action COVID-19	Public Health	\$44,000	\$38,484	\$38,484
CDC National Initiative to Address COVID-19 Health Disparities	Public Health	\$27,241,785	\$5,309,181	\$394,204
DSHS CDC Co-Ag: Public Health Workforce Funding	Public Health	\$1,500,000	-	-
DSHS COVID-19 Vaccination Projects Round 4	Public Health	\$14,666,303	\$12,011	-
CJD-BJA Coronavirus Emergency Supp Funding Program	Budget/Sheriff	\$4,166,506	\$4,166,506	\$4,166,506
HUD CDBG – CARES	Community Dev.	\$6,430,388	\$703,951	\$112,407
HUD Emergency Solutions Grant (ESG) – CARES	Community Dev.	\$3,578,786	\$2,825,552	\$1,075,423
HUD HOPWA – CARES	Community Dev.	\$106,043	\$101,754	\$4,195
TDHCA CDBG TERAP	Community Dev.	\$1,150,787	\$124,431	\$124,431
TDHCA Emergency Solutions Grant (ESG) -- CARES	Community Dev.	\$2,000,000	-	-
TREASURY – Emergency Rental Assistance 1*	Budget/Admin	\$24,281,300	\$8,395,515	\$24,281,300
TREASURY – Emergency Rental Assistance 2*	Budget/Admin	\$26,407,662	\$38,327	\$10,563,065
BJA Coronavirus Emergency Supp Funding Prgm	Budget/Sheriff	\$58,008	\$58,007	\$57,995
HAVA 2020 CARES Act – (20% Match Required)*	Elections	\$1,764,171	\$1,764,171	\$1,764,171
Center for Tech and Civic Life*	Elections	\$1,678,523	\$1,662,115	\$1,666,771
HUD—CARES Act Funding for Section-8*	Housing	\$1,929,099	\$941,995	\$929,650
HUD—CARES Act Funding for Mainstream Voucher Program*	Housing	\$229,322	\$192,695	\$117,063
TOTAL		\$139,925,965	\$33,708,429	\$49,191,235

*Note: Grant funds were received in advance.

**Note: Completed and all funds have been received.

APPENDIX B (cont.)

Grants Awarded -- Not Yet Accepted in Commissioners Court

Grant Description	County Dept	Awarded	Encumbered or Spent	Funds Received
FEMA – COVID 2020 (3/1/20 – 6/3/20)	Budget	\$2,439,461	\$2,439,461	\$2,439,461
FEMA – COVID 2020 (9/15/20 – 12/31/20)	Budget	-	\$131,536	-
FEMA – VACCINATION (2/9/21– 12/31/21)	Budget	-	\$25,000,000	-
TOTAL FUNDS EXPECTED TO BE ACCEPTED		\$2,439,461	\$27,570,998	\$27,570,998

Applications Submitted – Not Yet Awarded by Agency

Grant Description	County Dept	Awarded	Encumbered or Spent	Funds Received
DSHS Advancing Health Literacy	Public Health	\$4,000,000	\$ -	\$ -
NACCHO COVID-19 Prevention & Mitigation Strategies	Public Health	\$175,000	\$ -	\$ -
NACCHO Building Local Operational Capacity for COVID-19	Public Health	\$100,000		
CDC Closing the Gap with Social Determinants	Public Health	\$125,000	\$ -	\$ -
CDC Community Health Workers & Resilient Communities	Public Health	\$3,000,000	\$ -	\$ -
TOTAL FUNDS REQUESTED		\$7,400,000	\$ -	\$ -