


TARRANT COUNTY FINANCIAL STATEMENTS
FOR THE MONTH OF FEBRUARY 2008



TARRANT COUNTY

TARRANT COUNTY ADMINISTRATION BUILDING - ROOM 506
100 E. WEATHERFORD
FORT WORTH, TEXAS 76196-0103
817/884-1205
Fax 817/884-1104

S. RENEE TIDWELL, CPA
COUNTY AUDITOR
rtidwell@tarrantcounty.com

RONALD D. BERTEL, CPA
FIRST ASSISTANT COUNTY AUDITOR
rbertel@tarrantcounty.com

April 1, 2008

The Honorable District Judges
The Honorable Commissioners Court
Tarrant County, Texas

RE: County Auditor's February 2008 Financial Reports

I herewith submit the financial report of Tarrant County, Texas as of and for the five months ended February 29, 2008.

If you have any questions concerning this report or the financial well being of the County, please call.

Sincerely,

S. Renee Tidwell, CPA
County Auditor

**TARRANT COUNTY, TEXAS
COMBINED BALANCE SHEET
ALL FUND TYPES
AS OF 2/29/2008**

TOTAL (MEMORANDUM ONLY)	GOVERNMENTAL ACTIVITIES			
	GENERAL	ROAD & BRIDGE	DEBT SERVICE	
ASSETS				
\$524,667,033.56	CASH AND INVESTMENTS	\$180,870,621.14	\$13,391,633.44	\$28,825,469.54
34,173,771.66	TAXES RECEIVABLE (NET)	30,095,383.68	9,296.09	4,069,091.89
2,291,088,662.32	OTHER RECEIVABLES (NET)	10,361,811.65	19,990.98	128,732.65
11,599,796.10	FEE OFFICE RECEIVABLE	11,599,796.10	0.00	0.00
7,252,878.18	DUE FROM OTHER FUNDS	7,252,878.18	0.00	0.00
2,099,273.99	ADVANCE TO ENTERPRISE FUND	0.00	0.00	0.00
2,071,825.56	PREPAID EXPENSES AND INVENTORY	759,642.39	1,198,891.79	0.00
52,478,081.60	RESTRICTED ASSETS	0.00	0.00	0.00
5,409,641.93	FIXED ASSETS (NET)	0.00	0.00	0.00
\$2,930,840,964.90	TOTAL ASSETS	\$240,940,133.14	\$14,619,812.30	\$33,023,294.08
LIABILITIES, FUND EQUITY AND OTHER CREDITS				
LIABILITIES:				
\$6,065,970.38	ACCOUNTS PAYABLE	\$1,995,264.37	\$227,476.27	\$0.00
2,418,860,328.67	OTHER LIABILITIES	6,482,029.76	226,490.87	0.00
7,252,878.18	DUE TO OTHER FUNDS	0.00	0.00	0.00
2,099,273.99	ADVANCE FROM CAPITAL PROJECT FUND	0.00	0.00	0.00
114,568.87	COMPENSATED ABSENCES	0.00	0.00	0.00
44,508,370.53	DEFERRED REVENUE	30,095,383.68	9,296.09	4,069,091.89
11,599,796.10	DEFERRED REVENUE-FEE OFFICE	11,599,796.10	0.00	0.00
2,490,501,186.72	TOTAL LIABILITIES	50,172,473.91	463,263.23	4,069,091.89
FUND EQUITY AND OTHER CREDITS:				
440,339,778.18	FUND BALANCES	190,767,659.23	14,156,549.07	28,954,202.19
440,339,778.18	TOTAL FUND EQUITY & OTHER CREDITS	190,767,659.23	14,156,549.07	28,954,202.19
\$2,930,840,964.90	TOTAL LIABILITIES, FUND EQUITY AND OTHER CREDITS	\$240,940,133.14	\$14,619,812.30	\$33,023,294.08

CAPITAL PROJECTS	GRANT FUNDS	OTHER GOVERNMENTAL FUNDS	BUSINESS TYPE ACTIVITIES		FIDUCIARY ACTIVITIES
			ENTERPRISE	INTERNAL SERVICE	AGENCY
\$175,002,123.50	\$13,231,530.26	\$19,454,067.70	\$1,108,585.39	\$17,951,788.77	\$74,831,213.82
0.00	0.00	0.00	0.00	0.00	0.00
0.00	5,901,501.99	3,875,535.52	298,588.23	147,093.74	2,270,355,407.56
0.00	0.00	0.00	0.00	0.00	0.00
0.00	0.00	0.00	0.00	0.00	0.00
2,099,273.99	0.00	0.00	0.00	0.00	0.00
0.00	77,479.37	32,564.34	3,247.67	0.00	0.00
0.00	0.00	0.00	0.00	0.00	52,478,081.60
0.00	0.00	0.00	5,409,641.93	0.00	0.00
<u>\$177,101,397.49</u>	<u>\$19,210,511.62</u>	<u>\$23,362,167.56</u>	<u>\$6,820,063.22</u>	<u>\$18,098,882.51</u>	<u>\$2,397,664,702.98</u>
\$1,935,478.90	\$402,858.90	\$598,749.71	\$52,553.05	\$853,589.18	\$0.00
21,875.47	1,605,239.90	2,052,964.58	18,444.36	10,788,580.75	2,397,664,702.98
0.00	7,214,713.95	38,164.23	0.00	0.00	0.00
0.00	0.00	0.00	2,099,273.99	0.00	0.00
0.00	0.00	0.00	114,568.87	0.00	0.00
0.00	9,987,698.87	346,900.00	0.00	0.00	0.00
0.00	0.00	0.00	0.00	0.00	0.00
1,957,354.37	19,210,511.62	3,036,778.52	2,284,840.27	11,642,169.93	2,397,664,702.98
175,144,043.12	0.00	20,325,389.04	4,535,222.95	6,456,712.58	0.00
175,144,043.12	0.00	20,325,389.04	4,535,222.95	6,456,712.58	0.00
<u>\$177,101,397.49</u>	<u>\$19,210,511.62</u>	<u>\$23,362,167.56</u>	<u>\$6,820,063.22</u>	<u>\$18,098,882.51</u>	<u>\$2,397,664,702.98</u>

**TARRANT COUNTY, TEXAS
GOVERNMENTAL FUNDS
COMBINED STATEMENT OF REVENUES AND EXPENDITURES
AND CHANGES IN FUND BALANCE
FOR THE FIVE (5) MONTHS ENDED 2/29/2008**

TOTAL (MEMORANDUM ONLY)		GOVERNMENTAL FUND TYPES		
		GENERAL	ROAD & BRIDGE	DEBT SERVICE
REVENUES:				
\$280,314,353.65	TAXES, LICENSES AND PERMITS	\$247,035,567.03	\$385.40	\$33,222,035.50
29,641,028.92	FEES OF OFFICE	13,826,813.77	11,029,505.35	0.00
1,969,815.05	FINES	1,969,815.05	0.00	0.00
42,002,216.52	INTERGOVERNMENTAL	7,617,243.33	48,540.41	0.00
5,878,484.54	INVESTMENT INCOME	1,731,121.58	189,413.05	181,364.94
4,280,790.28	MISCELLANEOUS	2,566,982.80	239,341.29	0.00
<u>364,086,688.96</u>	TOTAL REVENUES	<u>274,747,543.56</u>	<u>11,507,185.50</u>	<u>33,403,400.44</u>
EXPENDITURES:				
CURRENT:				
39,351,029.19	GENERAL GOVERNMENT	34,203,656.66	824,563.47	0.00
41,782,892.31	PUBLIC SAFETY	40,239,753.86	0.00	0.00
52,208,819.87	JUDICIAL	46,636,460.16	0.00	0.00
24,631,387.03	COMMUNITY SERVICES	2,325,107.36	0.00	0.00
13,591,417.95	TRANSPORTATION	0.00	13,591,417.95	0.00
22,107,251.05	CAPITAL/CONSTRUCTION	512.01	0.00	0.00
5,469,245.64	DEBT SERVICE	0.00	0.00	5,469,245.64
<u>199,142,043.04</u>	TOTAL EXPENDITURES	<u>123,405,490.05</u>	<u>14,415,981.42</u>	<u>5,469,245.64</u>
164,944,645.92	EXCESS (DEFICIT) OF REVENUES OVER EXPENDITURES	151,342,053.51	(2,908,795.92)	27,934,154.80
OTHER FINANCING SOURCES (USES):				
16,071,324.92	OPERATING TRANSFERS IN	385,812.57	1,330,325.00	0.00
<u>(16,071,324.92)</u>	OPERATING TRANSFERS OUT	<u>(14,464,559.56)</u>	<u>0.00</u>	<u>0.00</u>
164,944,645.92	EXCESS (DEFICIT) OF REVENUES AND OPERATING TRANSFERS OVER EXPENDITURES	137,263,306.52	(1,578,470.92)	27,934,154.80
FUND BALANCES:				
<u>264,403,196.73</u>	BEGINNING OF PERIOD	<u>53,504,352.71</u>	<u>15,735,019.99</u>	<u>1,020,047.39</u>
<u>\$429,347,842.65</u>	END OF PERIOD	<u>\$190,767,659.23</u>	<u>\$14,156,549.07</u>	<u>\$28,954,202.19</u>

<u>CAPITAL PROJECTS</u>	<u>GRANT FUNDS</u>	<u>OTHER GOVERNMENTAL FUNDS</u>
\$0.00	\$0.00	\$56,365.72
0.00	350,285.56	4,434,424.24
0.00	0.00	0.00
99,118.80	26,529,721.27	7,707,592.71
3,277,443.29	198,211.41	300,930.27
<u>482,827.05</u>	<u>355,018.72</u>	<u>636,620.42</u>
3,859,389.14	27,433,236.96	13,135,933.36
0.00	2,655,912.61	1,666,896.45
0.00	916,511.10	626,627.35
0.00	3,896,103.81	1,676,255.90
0.00	17,827,642.15	4,478,637.52
0.00	0.00	0.00
19,672,817.08	1,741,233.99	692,687.97
<u>0.00</u>	<u>0.00</u>	<u>0.00</u>
<u>19,672,817.08</u>	<u>27,037,403.66</u>	<u>9,141,105.19</u>
(15,813,427.94)	395,833.30	3,994,828.17
13,134,234.56	767,371.62	453,581.17
<u>0.00</u>	<u>(1,163,204.92)</u>	<u>(443,560.44)</u>
(2,679,193.38)	0.00	4,004,848.90
<u>177,823,236.50</u>	<u>0.00</u>	<u>16,320,540.14</u>
<u>\$175,144,043.12</u>	<u>\$0.00</u>	<u>\$20,325,389.04</u>

**TARRANT COUNTY, TEXAS
 PROPRIETARY FUNDS
 COMBINED STATEMENT OF REVENUES, EXPENSES
 AND CHANGES IN ACCUMULATED DEFICIT
 FOR THE FIVE (5) MONTHS ENDED 2/29/2008**

COMBINED TOTAL		ENTERPRISE	INTERNAL SERVICE
	OPERATING REVENUES:		
\$1,254,228.35	BUILDING RENTALS	\$1,254,228.35	\$0.00
4,929,977.06	USER FEES	0.00	4,929,977.06
17,140,063.07	COUNTY CONTRTIBUTIONS	0.00	17,140,063.07
1,009,892.59	OTHER REVENUES	737,379.18	272,513.41
24,334,161.07	TOTAL OPERATING REVENUES	\$1,991,607.53	\$22,342,553.54
	OPERATING EXPENSES:		
500,754.60	PERSONNEL	500,754.60	0.00
502,920.89	BUILDING AND EQUIPMENT	483,649.29	19,271.60
129,990.81	DEPRECIATION AND AMORTIZATION	129,990.81	0.00
11,200,486.53	SELF INSURANCE CLAIMS	0.00	11,200,486.53
9,426,751.86	INSURANCE PREMIUMS	14,001.00	9,412,750.86
412,126.24	ADMINISTRATION	0.00	412,126.24
303,913.11	OTHER	12,404.64	291,508.47
22,476,944.04	TOTAL OPERATING EXPENSES	1,140,800.34	21,336,143.70
1,857,217.03	OPERATING INCOME (LOSS)	850,807.19	1,006,409.84
	NON-OPERATING REVENUE (EXPENSE):		
307,181.28	INTEREST INCOME	18,804.59	288,376.69
2,164,398.31	NET INCOME (LOSS) BEFORE TRANSFERS	869,611.78	1,294,786.53
	OPERATING TRANSFERS:		
0.00	OPERATING TRANSFERS IN	0.00	0.00
0.00	OPERATING TRANSFERS OUT	0.00	0.00
2,164,398.31	NET INCOME (LOSS)	869,611.78	1,294,786.53
	RETAINED EARNINGS (DEFICIT):		
8,827,537.22	BEGINNING OF PERIOD	3,665,611.17	5,161,926.05
\$10,991,935.53	END OF PERIOD	\$4,535,222.95	\$6,456,712.58

TARRANT COUNTY, TEXAS
NOTES TO COMBINED FINANCIAL STATEMENTS
FOR THE FIVE (5) MONTHS ENDED 2/29/2008

I. SUMMARY OF SIGNIFICANT ACCOUNTING POLICIES:

Reporting Entity

The accompanying financial statements reflect the funds and accounts of the financial reporting entity Tarrant County, Texas (the "County"), as of February 2008 and for the five months then ended. Other components of the County not included in the accompanying financial statements include, Tarrant County Hospital District, Tarrant County Mental Health and Mental Retardation Services, Tarrant County Industrial Development Corporation, Tarrant County Health Facilities Development Corporation, and Tarrant County Housing Financing Corporation. These components are technically a part of the "reporting entity" because of the budgetary oversight responsibility by the Commissioners' Court of Tarrant County. These components however are unrelated to the financial condition and results of operations of the County, and have been excluded from the accompanying financial statements. Separate financial statements of these entities are available upon request.

Revenue Recognition

Revenue is generally recognized on the modified accrual basis. Under this method of accounting, revenues are recognized when susceptible to accrual, i.e., both measurable and available. The primary revenue sources susceptible to accrual are property taxes, fines and fees due to fee offices which are recognized as deferred revenue until cash is received. Other sources are generally not measurable until received in cash.

Expenditure Recognition

Expenditures are recorded when incurred. Expenditures for principal and interest on long-term debt are recorded when due. The accrual basis of accounting is utilized in the proprietary funds. Encumbrances are not included as expenditures.

Budget Basis Reporting

The budget is prepared utilizing a modified cash basis of accounting, with adjustments for encumbrances, as allowed by state statutes. Budget basis information is presented in the accompanying "Budgetary Information" section at a summary level. Budget information at the legal level of control is available upon request.

Investment Income Allocation

To maximize investment earnings on "idle" cash and cash equivalents, a "pooled cash" concept is utilized. Under this concept nearly all deposits are maintained in the same bank account and are invested on a daily basis. Generally, interest earnings are allocated to each fund based on the funds relative percentage of the total pool.

Compensated Absences

Accumulated unpaid vacation leave and vested sick pay have been recorded in the Enterprise Fund for the Resource Connection and in the Grant Fund for Housing. An additional amount has been accrued for salary related payments associated with the payment of compensated absences. The amount of compensated absences for the remaining governmental funds is \$35,533,960.51 which is recorded in the comprehensive annual financial report.

TARRANT COUNTY, TEXAS
NOTES TO COMBINED FINANCIAL STATEMENTS
FOR THE FIVE (5) MONTHS ENDED 2/29/2008

II. BASIS OF PRESENTATION:

The accounts of the County are organized and operated on the basis of funds, each of which is considered a separate accounting entity. Government resources are allocated to and accounted for in individual funds based on the purpose for which they are to be spent and the means by which spending activities are controlled.

Funds are classified into three categories: Governmental, Proprietary and Fiduciary. Each category is divided into separate fund types. The following fund types are used by the County.

Governmental Funds: Used to account for all or most of a government's general activity.

General Fund – used to account for the general operations of the County.

Road and Bridge Fund – used to account for the collection and expenditure of those monies designated to be spent for acquisition, construction and maintenance of county roads and bridges.

Debt Service Fund – used to account for accumulation of resources and for the payment of general long-term debt principal, interest, and related costs.

Capital Projects Funds – used to account for financial resources to be used for the acquisition and/or construction of major capital facilities.

Grant Funds – used to account for the activities conducted under the many grant agreements between the County and various state and federal organizations.

Other Governmental Funds – used to account for specific revenue sources which are legally restricted to expenditures for specified purposes.

Proprietary Funds: Used to account for operations that are financed in a manner similar to those in the private sector, where the determination of net income is appropriate for sound financial administration.

Enterprise Fund – used to account for operations that are financed and operated in a manner similar to private enterprise where the County's intent is to provide goods or services to the public on a continuing basis financed primarily through user charges. The County operates two enterprise fund, the Resource Connection and Oil and Gas Royalty.

Internal Service Funds – used to account for the various self-insurance activities for the County.

Fiduciary Funds: Used to account for assets held by the County in a trustee or agency capacity for others and therefore cannot be used to support the government's own programs.

**TARRANT COUNTY, TEXAS
NOTES TO COMBINED FINANCIAL STATEMENTS
FOR THE FIVE (5) MONTHS ENDED 2/29/2008**

III. NEGATIVE CASH BALANCES:

The following funds have negative cash balances at the balance sheet date. This occurs when expenditures exceed revenue collection. The General Fund has advanced money to these Funds thereby, allowing for continued operation of the related programs. These advances by the General Fund have been reflected in the accompanying combined balance sheet as Due from other funds. The advances also represent a loss of investment earnings to the General Fund and are not a reimbursable item by the grantor under reimbursing grant agreements.

Most negative cash balances arise in the County's reimbursing grant programs. These programs require the payment of expenditures prior to the reimbursement by the grantor. These cash deficits have existed for years and do not create any major concerns. However, this information is helpful to the reader of the financial statements to provide a fuller understanding of the details of County operations.

FUND	<u>DEFICIT</u>
F0024 RYAN WHITE MINORITY AIDS INITIATIVE PROGRAM-PART A	\$ 39,276.41
F0025 RYAN WHITE TITLE IV PART D-WOMEN, INFANTS, CHILDREN	49,073.93
F0027 RYAN WHITE III	118,869.85
F0028 RYAN WHITE I - FORMULA	122,269.57
F0030 HIV/RYAN WHITE II - ADMINISTRATIVE GRANT	29,277.13
F0031 HIV/STATE SERVICES	115,179.42
F0032 HIV/RYAN WHITE II	237,272.73
F0033 HIV/SURVEILLANCE	19,458.26
F0035 HIV/PREV	114,665.52
F0037 HIV / H.O.P.W.A.	27,178.77
F0038 STD/HIV OPERATIONS	75,381.17
F0040 TDFPS-Community Youth Development	64,174.48
F0042 BIOTERRORISM PREPAREDNESS - LAB	37,503.71
F0043 BIOTERRORISM FORMULA	203,688.61
F0044 DSHS-C.R.I - CITIES READINESS INITIATIVE	35,154.54
F0045 TB/PC-TUBERCULOSIS CONTROL	105,953.98
F0046 TUBERCULOSIS - PREVENTION AND CONTROL	101,531.03
F0047 REFUGEE HEALTH	51,458.88
F0048 ADVANCE PRACTICE CENTER - NACCHO	105,465.48
F0051 IMMUNIZATIONS	126,008.36
F0060 BUREAU NUTRITION SERVICES WIC	1,088,303.41
F0062 ESSENTIAL HEALTH SERVICES OFFICE OF PUBLIC HEALTH	61,653.27
F0091 S.A.M.H.S.A. - PROJECT HEALTH FIRST	6,536.39
G0004 CJD-BREAKING THE CYCLE OF VIOLENCE (BCV) PROGRAM	27,369.60
G0005 TARRANT COUNTY ORGANIZED CRIME UNIT	230,478.66
G0060 JUVENILE ACCOUNTABILITY INCENTIVE BLOCK GRANT	23,802.19
G0065 VICTIMS ASSISTANCE GRANT-VOCA	12,159.75
G0081 VOCA - PROTECTIVE ORDER UNIT	22,582.47
G0084 D.I.R.E.C.T. COURT	39,624.16
G0085 MENTAL HEALTH COURT PROGRAM	19,842.67
G0090 DOMESTIC VIOLENCE INTERVENTION PROGRAM - PRETRIAL	16,730.30
H0001 COMMUNITY DEVELOPMENT SALARY ALLOCATION FUND	94,534.54
H0041 HOME ADMINISTRATIVE FUNDS	186.97
H0042 COMMUNITY DEVELOPMENT BLOCK GRANT ADMINISTRATIVE	1,462,760.90
H0061 H.O.P.W.A.-CDBG	104,360.61

**TARRANT COUNTY, TEXAS
NOTES TO COMBINED FINANCIAL STATEMENTS
FOR THE FIVE (5) MONTHS ENDED 2/29/2008**

III. NEGATIVE CASH BALANCES (CONT'D):

FUND	<u>DEFICIT</u>
H0071 EMERGENCY SHELTER PROGRAM	\$ 2,742.21
H0500 SUPPORTIVE HOUSING PROGRAM	358,734.87
L0012 TARRANT COUNTY ORGANIZED CRIME UNIT	11,188.34
M0002 STATE HOMELAND SECURITY PROGRAM	121,582.68
M0014 ACCESS AND VISITATION GRANT	7,500.00
M0022 AUTO THEFT TASK FORCE	51,809.87
M0023 TEEX - 2004 STATE HOMELAND SECURITY GRANT	4,007.43
M0027 HELP AMERICA VOTE ACT - GENERAL HAVA COMPLIANCE	3,396.00
M0036 HOMELAND SECURITY GRANT PROGRAM (GDEM)	7,231.77
M0038 TEXAS HISTORICAL COMMISSION- EDUCATION	598.84
M0040 HOMELAND SECURITY GRANT PROGRAM (GDEM)	345,737.37
M0044 TXDOT COURTESY PATROL PROGRAM	374,692.74
M0047 TEXAS HEALTH INSTITUTE - Texas Mental Health Transformation	14,987.63
M0048 BILINGUAL VICTIMS ASSISTANCE COORDINATOR	8,234.58
P0015 TJPC- DIVERSIONARY PLACEMENT FUND - GRANT "H"	358,996.03
P0025 TJPC-PROGRESSIVE SANCTIONS -JPO	257,804.11
P0026 TJPC-PROGRESSIVE SANCTIONS -ISJPO	56,380.60
P0027 TJPC-JJAEP	239,321.16
SUB-TOTAL GRANTS	<u>\$ 7,214,713.95</u>
G1100 8th ADMIN JUDICIAL REGION	220.51
T3000 DA - JPS CONTRACT	27,179.01
T3100 TC EMERGENCY SERVICE DISTRICT #1	10,176.37
T7300 ELECTIONS CHAPTER 19	588.34
	<u>\$ 7,252,878.18</u>

IV. CAPITAL ASSETS:

A summary of the Governmental Funds' capital assets follows:

	<u>Balance</u> <u>October 1, 2007</u>	<u>Additions</u>	<u>Disposals/ Adjustments</u>	<u>Balance</u> <u>February 29, 2008</u>
Land and land improvements	\$ 49,603,764.92	\$ 173,613.44		\$ 49,777,378.36
Building and improvements	253,227,368.21	288,501.57	\$ 355,514.53	253,871,384.31
Construction in progress	16,646,407.57	7,879,318.64	(745,544.53)	23,780,181.68
Fixed equipment	86,775,407.72	6,789,190.16	(1,563,217.00)	92,001,380.88
Infrastructure	72,738,759.39			72,738,759.39
	<u>\$ 478,991,707.81</u>	<u>\$ 15,130,623.81</u>	<u>\$ (1,953,247.00)</u>	<u>\$ 492,169,084.62</u>

**TARRANT COUNTY, TEXAS
NOTES TO COMBINED FINANCIAL STATEMENTS
FOR THE FIVE (5) MONTHS ENDED 2/29/2008**

V. SCHEDULE OF OUTSTANDING BONDED DEBT:

	<u>AMOUNT</u>	<u>INTEREST RATES</u>
1999 - GENERAL OBLIGATION	\$ 2,970,000	4.90% to 5.75%
2002 - LIMITED TAX REFUNDING BONDS	2,735,000	4.00% to 4.00%
2002 - CERTIFICATE OF OBLIGATION	4,015,000	3.50% to 3.50%
2002 - GENERAL OBLIGATION	20,915,000	4.00% to 5.00%
2003 - TAX NOTES	4,995,000	3.00% to 3.00%
2004 - TAX NOTES	7,445,000	2.625% to 3.25%
2004 - LIMITED TAX REFUNDING & IMPROVEMENT BONDS	34,880,000	4.00% to 5.00%
2005 - LIMITED TAX REFUNDING BONDS	37,850,000	3.00% to 5.00%
2005 - TAX NOTES	9,780,000	3.00% to 3.50%
2006 - TAX NOTES	7,930,000	4.00% to 4.25%
2006 - GENERAL OBLIGATION	78,895,000	4.00% to 5.00%
2007 - GENERAL OBLIGATION	<u>52,510,000</u>	4.00% to 5.25%
TOTAL OUTSTANDING BONDED DEBT	<u>\$264,920,000</u>	

Arbitrage provisions of the Internal Revenue Tax Act of 1986 require the County to rebate excess arbitrage earnings from bond proceeds to the federal government. This amount was estimated to be \$0 at February 29, 2008.

VI. FEE OFFICE FINANCIAL STATUS:

These financial statements reflect financial balances as of the date indicated below for the fee offices of the County:

<u>OFFICE</u>	<u>AS OF</u>	<u>OFFICE</u>	<u>AS OF</u>
Tax Assessor/Collector	November 30, 2007	Child Support	January 31, 2008
County Clerk	January 31, 2008	Child Support - Trust	January 31, 2008
Sheriff	January 31, 2008	Justice of Peace 1	January 31, 2008
Constable 1	January 31, 2008	Justice of Peace 2	January 31, 2008
Constable 2	January 31, 2008	Justice of Peace 3	January 31, 2008
Constable 3	January 31, 2008	Justice of Peace 4	January 31, 2008
Constable 4	January 31, 2008	Justice of Peace 5	January 31, 2008
Constable 5	January 31, 2008	Justice of Peace 6	January 31, 2008
Constable 6	January 31, 2008	Justice of Peace 7	January 31, 2008
Constable 7	January 31, 2008	Justice of Peace 8	January 31, 2008
Constable 8	January 31, 2008	Community Supervision & Corrections	January 31, 2008
District Clerk	January 31, 2008		
District Attorney	January 31, 2008		
Domestic Relations	January 31, 2008		

VII. CONTINGENCIES

The County is self-insured for workers' compensation, automobile bodily injury and property damage, comprehensive general liability and all self-insured retentions for existing policies. At February 29, 2008, \$9,647,787 had been accrued, based on an actuarial assessment, to provide for potential losses resulting from pending or threatened litigation, asserted claims and claims incurred but not reported.

TARRANT COUNTY, TEXAS
NOTES TO COMBINED FINANCIAL STATEMENTS
FOR THE FIVE (5) MONTHS ENDED 2/29/2008

VIII. INVESTMENTS:

All transactions executed during the period conform to the requirements of Government Code Section 2256, The Public Funds Investment Act, and the Tarrant County Investment Policy, as adopted by the Commissioners Court on February 6, 2007.

<u>DESCRIPTION</u>	<u>AVERAGE RATE</u>	<u>BOOK VALUE</u>	<u>MARKET VALUE</u>
Chase - Savings Account	2.95%	10,913,865	10,913,865
Lone Star Investment Pool	3.50%	153,054,248	153,054,248
MBIA Investment Pool	3.58%	70,516,773	70,516,773
TexStar Investment Pool	3.42%	63,594,465	63,594,465
LOGIC Investment Pool	3.63%	54,044,420	54,044,420
TexPool	3.44%	<u>117,882,107</u>	<u>117,882,107</u>
TOTAL INVESTMENTS		<u>\$ 470,005,878</u>	<u>\$ 470,005,878</u>

**TARRANT COUNTY, TEXAS
CAPITAL PROJECT FUNDS
FUND DESCRIPTIONS**

FUND 451 - NON-DEBT CAPITAL FUND

This fund was established to account for capital acquisitions funded primarily from County auction proceeds.

FUND 452 - GENERAL OBLIGATION FUND

This fund was established to account for the expenditure of the proceed of General Obligation Bonds issued to fund capital acquisitions originally approved by the voters, primarily for the construction of the criminal justice facilities.

FUND 453 - DISTRICT CLERK'S INFORMATION TECHNOLOGY REQUIREMENTS FUND

This fund was established to account for future information technology requirements, including significant imaging enhancements, for the District Clerk's Office.

FUND 432 - 2002 CERTIFICATES OF OBLIGATION FUND

This fund was established to account for the expenditures of the proceeds of Certificates of Obligation issued to fund capital acquisitions originally approved in the 2002 fiscal year budget.

FUND 433 - 2003 TAX NOTES FUND

This fund was established to account for the expenditures of the proceeds of Tax Notes issued to fund capital acquisitions originally approved in the 2003 fiscal year budget.

FUND 434 - 2004 TAX NOTES FUND

This fund was established to account for the expenditures of the proceeds of Certificates of Obligation issued to fund capital acquisitions originally approved in the 2004 fiscal year budget.

FUND 435 - 2005 TAX NOTES FUND

This fund was established to account for the expenditures of the proceeds of Certificates of Obligation issued to fund capital acquisitions originally approved in the 2005 fiscal year budget.

FUND 436 - 2006 TAX NOTES FUND

This fund was established to account for the expenditures of the proceeds of Certificates of Obligation issued to fund capital acquisitions originally approved in the 2006 fiscal year budget.

FUND 475 – GENERAL OBLIGATION (LAW CENTER) FUND

This fund was established to account for the expenditure of the proceeds of General Obligation Bonds issued to fund capital acquisitions originally approved by the voters, primarily for the construction of the law center.

FUND 476 – 2006 BOND ELECTION FUND

This fund was established to account for the expenditure of the proceeds of General Obligation Bonds issued to fund capital acquisitions originally approved by the voters.

FUND 477 – 2006 BOND ELECTION-TRANSPORTATION FUND

This fund was established to account for the expenditure of the proceeds of General Obligation Bonds issued to fund transportation projects originally approved by the voters.

**TARRANT COUNTY, TEXAS
COMBINING BALANCE SHEET
CAPITAL PROJECTS FUNDS
AS OF 2/29/2008**

<u>COMBINED TOTAL</u>		<u>NON-DEBT CAPITAL</u>	<u>GENERAL OBLIGATION</u>	<u>DISTRICT CLERK'S INFORMATION TECHNOLOGY REQUIREMENTS</u>	<u>2002 CERTIFICATES OF OBLIGATION</u>
ASSETS					
\$175,002,123.50	CASH AND INVESTMENTS	\$26,947,523.07	\$30,603.30	\$20,350.29	\$0.00
0.00	OTHER RECEIVABLES	0.00	0.00	0.00	0.00
<u>2,099,273.99</u>	ADVANCE TO ENTERPRISE FUND	<u>0.00</u>	<u>0.00</u>	<u>0.00</u>	<u>2,099,273.99</u>
<u>\$177,101,397.49</u>	TOTAL ASSETS	<u>\$26,947,523.07</u>	<u>\$30,603.30</u>	<u>\$20,350.29</u>	<u>\$2,099,273.99</u>
LIABILITIES, FUND EQUITY AND OTHER CREDITS					
LIABILITIES:					
\$1,935,478.90	ACCOUNTS PAYABLE	\$1,285,767.39	\$30,603.30	\$0.00	\$0.00
<u>21,875.47</u>	OTHER LIABILITIES	<u>0.00</u>	<u>0.00</u>	<u>0.00</u>	<u>0.00</u>
1,957,354.37	TOTAL LIABILITIES	1,285,767.39	30,603.30	0.00	0.00
FUND EQUITY AND OTHER CREDITS:					
<u>175,144,043.12</u>	FUND BALANCE (DEFICIT)	<u>25,661,755.68</u>	<u>0.00</u>	<u>20,350.29</u>	<u>2,099,273.99</u>
<u>\$177,101,397.49</u>	TOTAL LIABILITIES, FUND EQUITY AND OTHER CREDITS	<u>\$26,947,523.07</u>	<u>\$30,603.30</u>	<u>\$20,350.29</u>	<u>\$2,099,273.99</u>

2003 TAX NOTES	2004 TAX NOTES	2005 TAX NOTES	2006 TAX NOTES	GENERAL OBLIGATION (LAW CENTER)	2006 BOND ELECTION	2006 BOND ELECTION TRANSPORTATION
\$102,994.62	\$2,392,859.60	\$1,556,404.43	\$2,016,197.10	\$4,199,109.42	\$48,139,345.00	\$89,596,736.67
0.00	0.00	0.00	0.00	0.00	0.00	0.00
0.00	0.00	0.00	0.00	0.00	0.00	0.00
<u>\$102,994.62</u>	<u>\$2,392,859.60</u>	<u>\$1,556,404.43</u>	<u>\$2,016,197.10</u>	<u>\$4,199,109.42</u>	<u>\$48,139,345.00</u>	<u>\$89,596,736.67</u>
\$0.00	\$495,341.49	\$36,309.69	\$3,996.31	\$32,281.78	\$51,178.94	\$0.00
176.06	0.00	20,771.15	0.00	928.26	0.00	0.00
176.06	495,341.49	57,080.84	3,996.31	33,210.04	51,178.94	0.00
<u>102,818.56</u>	<u>1,897,518.11</u>	<u>1,499,323.59</u>	<u>2,012,200.79</u>	<u>4,165,899.38</u>	<u>48,088,166.06</u>	<u>89,596,736.67</u>
<u>\$102,994.62</u>	<u>\$2,392,859.60</u>	<u>\$1,556,404.43</u>	<u>\$2,016,197.10</u>	<u>\$4,199,109.42</u>	<u>\$48,139,345.00</u>	<u>\$89,596,736.67</u>

**TARRANT COUNTY, TEXAS
CAPITAL PROJECTS FUNDS
COMBINING STATEMENT OF REVENUES AND EXPENDITURES
AND CHANGES IN FUND BALANCE
FOR THE FIVE (5) MONTHS ENDED 2/29/2008**

<u>COMBINED TOTAL</u>		<u>NON-DEBT CAPITAL</u>	<u>GENERAL OBLIGATION</u>	<u>DISTRICT CLERK'S INFORMATION TECHNOLOGY REQUIREMENTS</u>	<u>2002 CERTIFICATES OF OBLIGATION</u>
REVENUES:					
\$99,118.80	INTERGOVERNMENTAL	\$99,118.80	\$0.00	\$0.00	\$0.00
3,277,443.29	INVESTMENT INCOME	473,524.91	0.00	367.70	0.00
482,827.05	MISCELLANEOUS	482,827.05	0.00	0.00	0.00
<u>3,859,389.14</u>	TOTAL REVENUES	<u>1,055,470.76</u>	<u>0.00</u>	<u>367.70</u>	<u>0.00</u>
EXPENDITURES:					
19,672,817.08	CAPITAL/CONSTRUCTION	11,182,137.22	408,666.00	0.00	0.00
<u>19,672,817.08</u>	TOTAL EXPENDITURES	<u>11,182,137.22</u>	<u>408,666.00</u>	<u>0.00</u>	<u>0.00</u>
(15,813,427.94)	EXCESS (DEFICIT) OF REVENUES OVER EXPENDITURES	(10,126,666.46)	(408,666.00)	367.70	0.00
OTHER FINANCING SOURCES (USES):					
13,134,234.56	OPERATING TRANSFERS IN	13,134,234.56	0.00	0.00	0.00
<u>0.00</u>	OPERATING TRANSFERS OUT	<u>0.00</u>	<u>0.00</u>	<u>0.00</u>	<u>0.00</u>
(2,679,193.38)	EXCESS (DEFICIT) OF REVENUES AND OPERATING TRANSFERS OVER EXPENDITURES	3,007,568.10	(408,666.00)	367.70	0.00
FUND BALANCE (DEFICIT):					
177,823,236.50	BEGINNING OF PERIOD	22,654,187.58	408,666.00	19,982.59	2,099,273.99
<u>\$175,144,043.12</u>	END OF PERIOD	<u>\$25,661,755.68</u>	<u>\$0.00</u>	<u>\$20,350.29</u>	<u>\$2,099,273.99</u>

<u>2003 TAX NOTES</u>	<u>2004 TAX NOTES</u>	<u>2005 TAX NOTES</u>	<u>2006 TAX NOTES</u>	<u>GENERAL OBLIGATION (LAW CENTER)</u>	<u>2006 BOND ELECTION</u>	<u>2006 BOND ELECTION TRANSPORTATION</u>
\$0.00	\$0.00	\$0.00	\$0.00	\$0.00	\$0.00	\$0.00
2,124.01	57,092.33	39,671.27	64,249.19	82,438.63	907,702.87	1,650,272.38
0.00	0.00	0.00	0.00	0.00	0.00	0.00
<u>2,124.01</u>	<u>57,092.33</u>	<u>39,671.27</u>	<u>64,249.19</u>	<u>82,438.63</u>	<u>907,702.87</u>	<u>1,650,272.38</u>
<u>44,232.27</u>	<u>967,566.08</u>	<u>807,982.53</u>	<u>1,729,846.74</u>	<u>361,303.25</u>	<u>1,831,228.76</u>	<u>2,339,854.23</u>
<u>44,232.27</u>	<u>967,566.08</u>	<u>807,982.53</u>	<u>1,729,846.74</u>	<u>361,303.25</u>	<u>1,831,228.76</u>	<u>2,339,854.23</u>
(42,108.26)	(910,473.75)	(768,311.26)	(1,665,597.55)	(278,864.62)	(923,525.89)	(689,581.85)
0.00	0.00	0.00	0.00	0.00	0.00	0.00
0.00	0.00	0.00	0.00	0.00	0.00	0.00
(42,108.26)	(910,473.75)	(768,311.26)	(1,665,597.55)	(278,864.62)	(923,525.89)	(689,581.85)
<u>144,926.82</u>	<u>2,807,991.86</u>	<u>2,267,634.85</u>	<u>3,677,798.34</u>	<u>4,444,764.00</u>	<u>49,011,691.95</u>	<u>90,286,318.52</u>
<u>\$102,818.56</u>	<u>\$1,897,518.11</u>	<u>\$1,499,323.59</u>	<u>\$2,012,200.79</u>	<u>\$4,165,899.38</u>	<u>\$48,088,166.06</u>	<u>\$89,596,736.67</u>



**TARRANT COUNTY, TEXAS
OTHER GOVERNMENTAL FUNDS
FUND DESCRIPTION**

FUND 241 - LAW LIBRARY FUND

This fund was established, pursuant to State statutes, to account for the collection and expenditure of monies collected in civil cases supporting the Tarrant County Law Library.

FUND 251 - VEHICLE INVENTORY TAX FUND

This fund was established, pursuant to State statutes, to account for any interest earnings generated from the vehicle inventory tax, which the collector shall retain to defray the cost of collecting this tax. The Tax Assessor has discretion over the use of this fund.

FUND 211 - RECORDS PRESERVATION & AUTOMATION FUND - FILINGS

This fund was established, pursuant to State statutes, to account for the collection and expenditure of monies collected from filing fees to allow for the preservation and automation of County records. The County Clerk has discretion over the use of this fund.

FUND 212 - RECORDS PRESERVATION & AUTOMATION FUND - CONVICTIONS

This fund was established, pursuant to State statutes, to account for the collection and expenditure of monies collected in court for the preservation and automation of County records.

FUND 213 - RECORDS PRESERVATION & RESTORATION FUND

This fund was established, pursuant to State statutes, to account for the collection and expenditure of monies collected from filing fees for the preservation and restoration of County records.

FUND 242 - EDUCATION FUND

This fund was established, pursuant to State statutes, to account for the collection and expenditure of monies collected to provide for the continuing education of those officials and employees associated with the probate courts and certain law enforcement offices.

FUND T04 - PUBLIC HEALTH CONTRACT

The Tarrant County Hospital District provides funding for the operation of the Tarrant County Health Department in an effort to aggregate the cost of health service to Tarrant County residents. This funding arrangement began in 1999. These costs were previously paid from the County's General fund.

FUND 223 - CONSUMER HEALTH FUND

This fund was established, pursuant to State statutes, to account for the collection of food permit fees and expenditures incurred in connection with issuing permits and conducting inspections.

COURT DESIGNATED FUNDS

These funds were established to account for the collection and expenditures of court ordered fees, pursuant to State statutes. These funds are further described on page 25.

FUNDS (D62-D87) - DISTRICT ATTORNEY CONTRACTS

These funds are used to account for monies collected by the District Attorney which are used in the investigation of criminal activities. These monies consist primarily of fees for bad checks and forfeited monies resulting from narcotics related convictions.

FUNDS (S43-S97) – SHERIFF CONTRACTS

These funds are used to account for monies collected by activities in the Sheriff Department. These activities include fees from operation of the jail commissary which are used for the benefit of the jail inmates. Some of these funds are the custody of the Sheriff. Monies are also collected from forfeitures resulting from narcotics related activities.

FUNDS (T05-T99) – MISCELLANEOUS CONTRACTS

These funds are used to account for monies received by Tarrant County as contributions for specified purposes.

**TARRANT COUNTY, TEXAS
COMBINING BALANCE SHEET
OTHER GOVERNMENTAL FUNDS
AS OF 2/29/2008**


<u>COMBINED TOTAL</u>		<u>LAW LIBRARY</u>	<u>VEHICLE INVENTORY TAX</u>	<u>RECORDS PRESERVATION & AUTOMATION -FILINGS</u>	<u>RECORDS PRESERVATION & AUTOMATION -CONVICTIONS</u>
ASSETS					
\$19,454,067.70	CASH AND INVESTMENTS	\$428,702.98	\$398,028.39	\$2,116,264.22	\$808,036.43
3,875,705.99	OTHER RECEIVABLES	3,375.47	0.00	0.00	1,331.65
32,564.34	PREPAID EXPENSES AND INVENTORY	422.50	0.00	0.00	0.00
<u>\$23,362,338.03</u>	TOTAL ASSETS	<u>\$432,500.95</u>	<u>\$398,028.39</u>	<u>\$2,116,264.22</u>	<u>\$809,368.08</u>
LIABILITIES, FUND EQUITY AND OTHER CREDITS					
LIABILITIES:					
\$598,920.18	ACCOUNTS PAYABLE	\$159.64	\$0.00	\$57,387.01	\$13.35
2,052,964.58	OTHER LIABILITIES	5,110.69	775.31	15,420.58	8,348.35
38,164.23	DUE TO OTHER FUNDS	0.00	0.00	0.00	0.00
346,900.00	DEFERRED REVENUE	0.00	0.00	0.00	0.00
3,036,948.99	TOTAL LIABILITIES	5,270.33	775.31	72,807.59	8,361.70
FUND EQUITY AND OTHER CREDITS:					
20,325,389.04	FUND BALANCES	427,230.62	397,253.08	2,043,456.63	801,006.38
<u>\$23,362,338.03</u>	TOTAL LIABILITIES, FUND EQUITY AND OTHER CREDITS	<u>\$432,500.95</u>	<u>\$398,028.39</u>	<u>\$2,116,264.22</u>	<u>\$809,368.08</u>

<u>RECORDS PRESERVATION & RESTORATION</u>	<u>EDUCATION</u>	<u>PUBLIC HEALTH CONTRACT</u>	<u>CONSUMER HEALTH</u>	<u>COURT DESIGNATED FUNDS</u>	<u>DISTRICT ATTORNEY CONTRACTS</u>	<u>SHERIFF CONTRACTS</u>	<u>MISCELLANEOUS CONTRACTS</u>
\$4,972,602.46	\$31,548.02	\$3,292,261.18	\$230,095.38	\$1,035,387.47	\$2,384,370.82	\$538,169.75	\$3,218,600.60
0.00	0.00	3,651,280.00	0.00	2,332.99	0.00	0.00	217,385.88
0.00	0.00	6,534.00	0.00	0.00	11,818.00	13,789.84	0.00
<u>\$4,972,602.46</u>	<u>\$31,548.02</u>	<u>\$6,950,075.18</u>	<u>\$230,095.38</u>	<u>\$1,037,720.46</u>	<u>\$2,396,188.82</u>	<u>\$551,959.59</u>	<u>\$3,435,986.48</u>
\$0.00	\$2,928.41	\$44,247.64	\$0.00	\$10,862.90	\$292,545.68	\$8,247.96	\$182,527.59
16,733.69	0.00	104,446.90	11,187.71	2,698.08	1,851,205.81	8,916.76	28,120.70
0.00	0.00	0.00	0.00	0.00	0.00	0.00	38,164.23
0.00	0.00	0.00	0.00	0.00	0.00	0.00	346,900.00
16,733.69	2,928.41	148,694.54	11,187.71	13,560.98	2,143,751.49	17,164.72	595,712.52
<u>4,955,868.77</u>	<u>28,619.61</u>	<u>6,801,380.64</u>	<u>218,907.67</u>	<u>1,024,159.48</u>	<u>252,437.33</u>	<u>534,794.87</u>	<u>2,840,273.96</u>
<u>\$4,972,602.46</u>	<u>\$31,548.02</u>	<u>\$6,950,075.18</u>	<u>\$230,095.38</u>	<u>\$1,037,720.46</u>	<u>\$2,396,188.82</u>	<u>\$551,959.59</u>	<u>\$3,435,986.48</u>

**TARRANT COUNTY, TEXAS
OTHER GOVERNMENTAL FUNDS
COMBINING STATEMENT OF REVENUES AND EXPENDITURES
AND CHANGES IN FUND BALANCE
FOR THE FIVE (5) MONTHS ENDED 2/29/2008**

<u>COMBINED TOTAL</u>		<u>LAW LIBRARY</u>	<u>VEHICLE INVENTORY TAX</u>	<u>RECORDS PRESERVATION & AUTOMATION -FILINGS</u>	<u>RECORDS PRESERVATION & AUTOMATION -CONVICTIONS</u>
REVENUES:					
\$56,365.72	TAXES, LICENSES AND PERMITS	\$0.00	\$56,365.72	\$0.00	\$0.00
4,434,424.24	FEES OF OFFICE	468,832.00	2,387.54	1,010,338.34	244,657.98
7,707,592.71	INTERGOVERNMENTAL	0.00	0.00	0.00	0.00
300,930.27	INVESTMENT INCOME	8,116.50	7,212.87	39,419.48	15,054.78
<u>636,620.42</u>	MISCELLANEOUS	<u>10,615.34</u>	<u>0.00</u>	<u>0.00</u>	<u>0.00</u>
13,135,933.36	TOTAL REVENUES	487,563.84	65,966.13	1,049,757.82	259,712.76
EXPENDITURES:					
CURRENT:					
1,666,896.45	GENERAL GOVERNMENT	0.00	92,404.45	519,756.50	152,807.47
626,627.35	PUBLIC SAFETY	0.00	0.00	0.00	0.00
1,676,255.90	JUDICIAL	43,101.55	0.00	9,572.67	61,104.06
4,478,637.52	COMMUNITY SERVICES	388,010.78	0.00	0.00	0.00
<u>692,687.97</u>	CAPITAL/CONSTRUCTION	<u>1,396.20</u>	<u>10,047.14</u>	<u>342,475.94</u>	<u>47,608.85</u>
<u>9,141,105.19</u>	TOTAL EXPENDITURES	<u>432,508.53</u>	<u>102,451.59</u>	<u>871,805.11</u>	<u>261,520.38</u>
3,994,828.17	EXCESS (DEFICIT) OF REVENUES OVER EXPENDITURES	55,055.31	(36,485.46)	177,952.71	(1,807.62)
OTHER FINANCING SOURCES (USES):					
453,581.17	OPERATING TRANSFERS IN	0.00	0.00	0.00	0.00
<u>(443,560.44)</u>	OPERATING TRANSFERS OUT	<u>0.00</u>	<u>0.00</u>	<u>0.00</u>	<u>0.00</u>
4,004,848.90	EXCESS (DEFICIT) OF REVENUES AND OPERATING TRANSFERS OVER EXPENDITURES	55,055.31	(36,485.46)	177,952.71	(1,807.62)
FUND BALANCES:					
<u>16,320,540.14</u>	BEGINNING OF PERIOD	<u>372,175.31</u>	<u>433,738.54</u>	<u>1,865,503.92</u>	<u>802,814.00</u>
<u>\$20,325,389.04</u>	END OF PERIOD	<u>\$427,230.62</u>	<u>\$397,253.08</u>	<u>\$2,043,456.63</u>	<u>\$801,006.38</u>

<u>RECORDS PRESERVATION RESTORATION</u>	<u>EDUCATION</u>	<u>PUBLIC HEALTH CONTRACT</u>	<u>CONSUMER HEALTH</u>	<u>COURT DESIGNATED FUNDS</u>	<u>DISTRICT ATTORNEY CONTRACTS</u>	<u>SHERIFF CONTRACTS</u>	<u>MISCELLANEOUS CONTRACTS</u>
\$0.00	\$0.00	\$0.00	\$0.00	\$0.00	\$0.00	\$0.00	\$0.00
980,195.00	7,175.00	688,454.42	308,494.60	623,495.96	74,642.40	0.00	25,751.00
0.00	0.00	7,302,560.00	0.00	124,395.03	0.00	0.00	280,637.68
86,113.53	0.00	42,736.40	4,644.47	17,904.76	15,347.13	11,011.21	53,369.14
0.00	0.00	97.97	0.00	0.00	64,493.75	368,027.04	193,386.32
<u>1,066,308.53</u>	<u>7,175.00</u>	<u>8,033,848.79</u>	<u>313,139.07</u>	<u>765,795.75</u>	<u>154,483.28</u>	<u>379,038.25</u>	<u>553,144.14</u>
372,906.99	0.00	71,963.89	0.00	140,590.00	0.00	0.00	316,467.15
0.00	37,891.06	0.00	0.00	150,587.17	0.00	418,250.91	19,898.21
0.00	8,848.65	0.00	0.00	877.00	799,986.89	720.00	752,045.08
0.00	0.00	3,658,830.44	296,530.60	0.00	0.00	0.00	135,265.70
153,456.72	745.00	50,425.90	0.00	0.00	0.00	41,397.44	45,134.78
<u>526,363.71</u>	<u>47,484.71</u>	<u>3,781,220.23</u>	<u>296,530.60</u>	<u>292,054.17</u>	<u>799,986.89</u>	<u>460,368.35</u>	<u>1,268,810.92</u>
539,944.82	(40,309.71)	4,252,628.56	16,608.47	473,741.58	(645,503.61)	(81,330.10)	(715,666.78)
0.00	0.00	0.00	0.00	0.00	0.00	57,747.87	395,833.30
0.00	0.00	0.00	0.00	(309,318.91)	(76,493.66)	(57,747.87)	0.00
539,944.82	(40,309.71)	4,252,628.56	16,608.47	164,422.67	(721,997.27)	(81,330.10)	(319,833.48)
<u>4,415,923.95</u>	<u>68,929.32</u>	<u>2,548,752.08</u>	<u>202,299.20</u>	<u>859,736.81</u>	<u>974,434.60</u>	<u>616,124.97</u>	<u>3,160,107.44</u>
<u>\$4,955,868.77</u>	<u>\$28,619.61</u>	<u>\$6,801,380.64</u>	<u>\$218,907.67</u>	<u>\$1,024,159.48</u>	<u>\$252,437.33</u>	<u>\$534,794.87</u>	<u>\$2,840,273.96</u>



**TARRANT COUNTY, TEXAS
COURT DESIGNATED FUNDS
FUND DESCRIPTION**

FUND 221 - COURTHOUSE SECURITY FUND

This fund was established, pursuant to State statutes, to account for the collection of Courthouse security fees assessed in court cases. Revenue is subsequently transferred to the general fund where expenditures for Courthouse security are recorded.

FUND 224 – JUVENILE DELINQUENCY PREVENTION FUND

This fund was established, pursuant to State statutes, to account for the collection of a fee related to graffiti court cases. The revenues in this fund are to be used to repair damages, provide educational and intervention programs, and provide rewards to the public for aiding in the apprehension and prosecution of offenders who commit graffiti offenses.

FUND 225 - ALTERNATIVE DISPUTE RESOLUTION SYSTEM (ADRS)

This fund was established, pursuant to State statutes, to account for an alternative dispute resolution system for the peaceable and expeditious resolution of citizen disputes.

FUND 226 – PROBATE CONTRIBUTIONS FUND

This fund was established, pursuant to State statutes, to account for the collection of a fee under Section 51.704. The revenues in this fund are to be used for court-related purposes for the support of the statutory probate courts.

FUND 243 - APPELLATE JUDICIAL SYSTEM FUND

This fund was established, pursuant to State statutes, to account for the collection and expenditure of monies collected in civil cases to provide for a portion of the operational costs of the Court of Appeals.

FUND 227 – JUSTICE COURT TECHNOLOGY FUND

This fund was established, pursuant to State statutes, to account for the collection and expenditure of monies to provide for technology in the justice of the peace courts.

FUND 228 – JUSTICE COURT BUILDING SECURITY FUND

This fund was established, pursuant to State statutes, to account for the collection and expenditure of monies to provide for security in the justice court buildings.

FUND 229 – CHILD ABUSE PREVENTION FUND

This fund was established, pursuant to State statutes, to account for the collection and expenditure of monies to provide for child abuse prevention programs.

FUND 230 – FAMILY PROTECTION FUND

This fund was established, pursuant to State statutes, to account for the collection and expenditure of monies to provide for family protection services.

FUND 231 – GUARDIANSHIP FUND

This fund was established, pursuant to State statutes, to account for the collection and expenditure of monies to provide compensation of a guardian ad litem, an attorney ad litem, and/or fund local guardianship programs for indigent incapacitated persons.

FUND 232 – DRUG AND ALCOHOL COURT FUND

This fund was established, pursuant to State statutes, to account for the collection and expenditure of monies to provide for drug and alcohol court program.

**TARRANT COUNTY, TEXAS
COMBINING BALANCE SHEET
COURT DESIGNATED FUNDS
AS OF 2/29/2008**

<u>COMBINED TOTAL</u>		<u>COURTHOUSE SECURITY</u>	<u>JUVENILE DELINQUENCY PREVENTION</u>	<u>ADRS</u>	<u>PROBATE CONTRIBUTION FUND</u>
ASSETS					
\$1,035,387.47	CASH AND INVESTMENTS	\$1.90	\$493.37	\$279,428.42	\$315,831.13
<u>2,332.99</u>	OTHER RECEIVABLES	<u>0.00</u>	<u>0.00</u>	<u>1,104.00</u>	<u>0.00</u>
<u>\$1,037,720.46</u>	TOTAL ASSETS	<u>\$1.90</u>	<u>\$493.37</u>	<u>\$280,532.42</u>	<u>\$315,831.13</u>
LIABILITIES, FUND EQUITY AND OTHER CREDITS					
LIABILITIES:					
\$10,862.90	ACCOUNTS PAYABLE	\$1.90	\$0.00	\$9,668.00	\$75.00
<u>2,698.08</u>	OTHER LIABILITIES	<u>0.00</u>	<u>0.00</u>	<u>0.00</u>	<u>1,566.55</u>
13,560.98	TOTAL LIABILITIES	1.90	0.00	9,668.00	1,641.55
FUND EQUITY AND OTHER CREDITS:					
<u>1,024,159.48</u>	FUND BALANCES	<u>0.00</u>	<u>493.37</u>	<u>270,864.42</u>	<u>314,189.58</u>
<u>\$1,037,720.46</u>	TOTAL LIABILITIES, FUND EQUITY AND OTHER CREDITS	<u>\$1.90</u>	<u>\$493.37</u>	<u>\$280,532.42</u>	<u>\$315,831.13</u>

<u>APPELLATE JUDICIAL SYSTEM</u>	<u>JUSTICE COURT TECHNOLOGY FUND</u>	<u>JUSTICE COURT BLDG SECURITY FUND</u>	<u>CHILD ABUSE PREVENTION FUND</u>	<u>FAMILY PROTECTION FUND</u>	<u>GUARDIANSHIP FUND</u>	<u>DRUG & ALCOHOL COURT</u>
\$262,124.07	\$75,049.67	\$0.00	\$1,590.89	\$73,939.94	\$12,096.50	\$14,831.58
460.00	0.00	0.00	0.00	765.00	0.00	3.99
<u>\$262,584.07</u>	<u>\$75,049.67</u>	<u>\$0.00</u>	<u>\$1,590.89</u>	<u>\$74,704.94</u>	<u>\$12,096.50</u>	<u>\$14,835.57</u>
\$1,118.00	\$0.00	\$0.00	\$0.00	\$0.00	\$0.00	\$0.00
1,131.53	0.00	0.00	0.00	0.00	0.00	0.00
2,249.53	0.00	0.00	0.00	0.00	0.00	0.00
260,334.54	75,049.67	0.00	1,590.89	74,704.94	12,096.50	14,835.57
<u>\$262,584.07</u>	<u>\$75,049.67</u>	<u>\$0.00</u>	<u>\$1,590.89</u>	<u>\$74,704.94</u>	<u>\$12,096.50</u>	<u>\$14,835.57</u>

**TARRANT COUNTY, TEXAS
COURT DESIGNATED FUNDS
COMBINING STATEMENT OF REVENUES AND EXPENDITURES
AND CHANGES IN FUND BALANCE
FOR THE FIVE (5) MONTHS ENDED 2/29/2008**

<u>COMBINED TOTAL</u>		<u>COURTHOUSE SECURITY</u>	<u>JUVENILE DELINQUENCY PREVENTION</u>	<u>ADRS</u>	<u>PROBATE CONTRIBUTION FUND</u>
	REVENUES:				
\$623,495.96	FEES OF OFFICE	\$301,002.01	\$7.06	\$161,098.00	\$0.00
124,395.03	INTERGOVERNMENTAL	0.00	0.00	0.00	124,395.03
17,904.76	INVESTMENT INCOME	0.00	8.97	4,989.76	5,977.34
<u>765,795.75</u>	TOTAL REVENUES	<u>301,002.01</u>	<u>16.03</u>	<u>166,087.76</u>	<u>130,372.37</u>
	EXPENDITURES:				
	CURRENT:				
140,590.00	GENERAL GOVERNMENT	0.00	0.00	140,590.00	0.00
150,587.17	JUDICIAL	0.00	0.00	0.00	91,015.17
877.00	CAPITAL/CONSTRUCTION	0.00	0.00	0.00	0.00
<u>292,054.17</u>	TOTAL EXPENDITURES	<u>0.00</u>	<u>0.00</u>	<u>140,590.00</u>	<u>91,015.17</u>
473,741.58	EXCESS (DEFICIT) OF REVENUES OVER EXPENDITURES	301,002.01	16.03	25,497.76	39,357.20
	OTHER FINANCING SOURCES (USES):				
<u>(309,318.91)</u>	OPERATING TRANSFERS OUT	<u>(305,255.46)</u>	<u>0.00</u>	<u>0.00</u>	<u>0.00</u>
164,422.67	EXCESS (DEFICIT) OF REVENUES AND OPERATING TRANSFERS OVER EXPENDITURES	(4,253.45)	16.03	25,497.76	39,357.20
	FUND BALANCES:				
<u>859,736.81</u>	BEGINNING OF PERIOD	<u>4,253.45</u>	<u>477.34</u>	<u>245,366.66</u>	<u>274,832.38</u>
<u>\$1,024,159.48</u>	END OF PERIOD	<u>\$0.00</u>	<u>\$493.37</u>	<u>\$270,864.42</u>	<u>\$314,189.58</u>

<u>APPELLATE JUDICIAL SYSTEM</u>	<u>JUSTICE COURT TECHNOLOGY FUND</u>	<u>JUSTICE COURT BUILDING SECURITY</u>	<u>CHILD ABUSE PREVENTION FUND</u>	<u>FAMILY PROTECTION FUND</u>	<u>GUARDIANSHIP FUND</u>	<u>DRUG & ALCOHOL COURT</u>
\$63,665.00	\$16,658.01	\$4,063.45	\$545.00	\$50,850.00	\$12,060.00	\$13,547.43
0.00	0.00	0.00	0.00	0.00	0.00	0.00
4,694.41	1,219.52	0.00	20.63	844.67	36.50	112.96
68,359.41	17,877.53	4,063.45	565.63	51,694.67	12,096.50	13,660.39
0.00	0.00	0.00	0.00	0.00	0.00	0.00
59,572.00	0.00	0.00	0.00	0.00	0.00	0.00
0.00	877.00	0.00	0.00	0.00	0.00	0.00
59,572.00	877.00	0.00	0.00	0.00	0.00	0.00
8,787.41	17,000.53	4,063.45	565.63	51,694.67	12,096.50	13,660.39
0.00	0.00	(4,063.45)	0.00	0.00	0.00	0.00
8,787.41	17,000.53	0.00	565.63	51,694.67	12,096.50	13,660.39
251,547.13	58,049.14	0.00	1,025.26	23,010.27	0.00	1,175.18
<u>\$260,334.54</u>	<u>\$75,049.67</u>	<u>\$0.00</u>	<u>\$1,590.89</u>	<u>\$74,704.94</u>	<u>\$12,096.50</u>	<u>\$14,835.57</u>



**TARRANT COUNTY, TEXAS
ENTERPRISE FUNDS
FUND DESCRIPTIONS**

FUND 511 – RESOURCE CONNECTION

This fund was established to account for activities of the Resource Connection.

FUND 512 – OIL & GAS ROYALTY FUND

This fund was established to account for proceeds from the lease of County mineral rights on the Resource Connection campus.

**TARRANT COUNTY, TEXAS
COMBINING BALANCE SHEET
ENTERPRISE FUNDS
AS OF 2/29/2008**

<u>COMBINED TOTAL</u>		<u>RESOURCE CONNECTION</u>	<u>OIL & GAS ROYALTY</u>
ASSETS			
\$1,108,585.39	CASH AND INVESTMENTS	\$373,808.08	\$734,777.31
298,588.23	OTHER RECEIVABLES	298,588.23	0.00
3,247.67	PREPAID EXPENSES & INVENTORIES	3,247.67	0.00
<u>5,409,641.93</u>	FIXED ASSETS, NET	<u>5,409,641.93</u>	<u>0.00</u>
<u>\$6,820,063.22</u>	TOTAL ASSETS	<u>\$6,085,285.91</u>	<u>\$734,777.31</u>
LIABILITIES, FUND EQUITY AND OTHER CREDITS			
LIABILITIES:			
\$52,553.05	ACCOUNTS PAYABLE	\$52,553.05	\$0.00
18,444.36	OTHER LIABILITIES	18,444.36	0.00
2,099,273.99	ADVANCE FROM CAPITAL PROJECT FUND	2,099,273.99	0.00
<u>114,568.87</u>	COMPENSATED ABSENCES	<u>114,568.87</u>	<u>0.00</u>
2,284,840.27	TOTAL LIABILITIES	2,284,840.27	0.00
FUND EQUITY AND OTHER CREDITS:			
<u>4,535,222.95</u>	RETAINED EARNINGS (DEFICIT)	<u>3,800,445.64</u>	<u>734,777.31</u>
<u>4,535,222.95</u>	TOTAL FUND EQUITY & OTHER CREDITS	<u>3,800,445.64</u>	<u>734,777.31</u>
<u>\$6,820,063.22</u>	TOTAL LIABILITIES, FUND EQUITY AND OTHER CREDITS	<u>\$6,085,285.91</u>	<u>\$734,777.31</u>

TARRANT COUNTY, TEXAS
ENTERPRISE FUNDS
COMBINING STATEMENT OF REVENUES, EXPENSES
AND CHANGES IN ACCUMULATED DEFICIT
FOR THE FIVE (5) MONTHS ENDED 2/29/2008

COMBINED TOTAL		RESOURCE CONNECTION	OIL & GAS ROYALTY
	OPERATING REVENUES:		
\$1,254,228.35	BUILDING RENTALS	\$1,254,228.35	\$0.00
737,379.18	OTHER REVENUES	14,529.68	722,849.50
1,991,607.53	TOTAL OPERATING REVENUES	1,268,758.03	722,849.50
	OPERATING EXPENSES:		
500,754.60	PERSONNEL	500,754.60	0.00
483,649.29	BUILDING AND EQUIPMENT	483,649.29	0.00
129,990.81	DEPRECIATION AND AMORTIZATION	129,990.81	0.00
14,001.00	INSURANCE PREMIUMS	14,001.00	0.00
12,404.64	OTHER	12,404.64	0.00
1,140,800.34	TOTAL OPERATING EXPENSES	1,140,800.34	0.00
850,807.19	OPERATING INCOME (LOSS)	127,957.69	722,849.50
	NON-OPERATING REVENUE (EXPENSE):		
18,804.59	INTEREST INCOME	6,876.78	11,927.81
869,611.78	NET INCOME (LOSS) BEFORE TRANSFERS	134,834.47	734,777.31
	OPERATING TRANSFERS:		
0.00	OPERATING TRANSFERS IN	0.00	0.00
0.00	OPERATING TRANSFERS OUT	0.00	0.00
869,611.78	NET INCOME (LOSS)	134,834.47	734,777.31
	RETAINED EARNINGS (DEFICIT):		
3,665,611.17	BEGINNING OF PERIOD	3,665,611.17	0.00
\$4,535,222.95	END OF PERIOD	\$3,800,445.64	\$734,777.31



**TARRANT COUNTY, TEXAS
INTERNAL SERVICE FUNDS
FUND DESCRIPTIONS**

FUND 615 - SELF INSURANCE FUND

This fund was established to account for expenditures of bond proceeds received in fiscal year 1998 for the county self insured general liability claims.

FUND 616 - SELF INSURANCE RESERVE FUND

This fund was established to accumulate a reserve for self insured general liability claims. It is not anticipated that these monies will be expended until the Self Insurance Fund (615) has been exhausted.

FUND 619 - WORKERS COMPENSATION

This fund was established to account for workers compensation claims. Prior to the establishment of fund 615, this fund was used for general liability and automobile/property damage claims.

FUND 621 - COUNTY CLERK PROFESSIONAL LIABILITY FUND

This fund was established to account for the County Clerk's errors and omissions self insurance.

FUND 622 - DISTRICT CLERK PROFESSIONAL LIABILITY FUND

This fund was established to account for the District Clerk's errors and omissions self insurance.

FUND 651 - EMPLOYEE BENEFITS FUND

This fund was established to account for Tarrant County employee benefits.

**TARRANT COUNTY, TEXAS
COMBINING BALANCE SHEET
INTERNAL SERVICE FUNDS
AS OF 2/29/2008**

<u>COMBINED TOTAL</u>		<u>SELF INSURANCE</u>	<u>SELF INSURANCE RESERVE</u>	<u>WORKERS COMPENSATION</u>
ASSETS				
\$17,951,788.77	CASH AND INVESTMENTS	\$1,474,791.14	\$2,961,262.25	\$3,624,528.26
<u>147,093.74</u>	OTHER RECEIVABLES	<u>600.00</u>	<u>0.00</u>	<u>0.00</u>
<u>\$18,098,882.51</u>	TOTAL ASSETS	<u>\$1,475,391.14</u>	<u>\$2,961,262.25</u>	<u>\$3,624,528.26</u>
LIABILITIES, FUND EQUITY AND OTHER CREDITS				
LIABILITIES:				
\$853,589.18	ACCOUNTS PAYABLE	\$15,393.67	\$0.00	\$11,591.10
<u>10,788,580.75</u>	OTHER LIABILITIES	<u>1,028,978.29</u>	<u>0.00</u>	<u>8,620,103.10</u>
11,642,169.93	TOTAL LIABILITIES	1,044,371.96	0.00	8,631,694.20
FUND EQUITY AND OTHER CREDITS:				
<u>6,456,712.58</u>	RETAINED EARNINGS (DEFICIT)	<u>431,019.18</u>	<u>2,961,262.25</u>	<u>(5,007,165.94)</u>
<u>6,456,712.58</u>	TOTAL FUND EQUITY & OTHER CREDITS	<u>431,019.18</u>	<u>2,961,262.25</u>	<u>(5,007,165.94)</u>
<u>\$18,098,882.51</u>	TOTAL LIABILITIES, FUND EQUITY AND OTHER CREDITS	<u>\$1,475,391.14</u>	<u>\$2,961,262.25</u>	<u>\$3,624,528.26</u>

<u>COUNTY CLERK PROFESSIONAL LIABILITY</u>	<u>DISTRICT CLERK PROFESSIONAL LIABILITY</u>	<u>EMPLOYEE BENEFITS</u>
\$658,556.89	\$978,561.69	\$8,254,088.54
0.00	0.00	146,493.74
<u>\$658,556.89</u>	<u>\$978,561.69</u>	<u>\$8,400,582.28</u>
\$0.00	\$0.00	\$826,604.41
0.00	0.00	1,139,499.36
0.00	0.00	1,966,103.77
<u>658,556.89</u>	<u>978,561.69</u>	<u>6,434,478.51</u>
<u>658,556.89</u>	<u>978,561.69</u>	<u>6,434,478.51</u>
<u>\$658,556.89</u>	<u>\$978,561.69</u>	<u>\$8,400,582.28</u>

TARRANT COUNTY, TEXAS
INTERNAL SERVICE FUNDS
COMBINING STATEMENT OF REVENUES, EXPENSES
AND CHANGES IN RETAINED EARNINGS (DEFICIT)
FOR THE FIVE (5) MONTHS ENDED 2/29/2008

<u>COMBINED TOTAL</u>		<u>SELF INSURANCE</u>	<u>SELF INSURANCE RESERVE</u>	<u>WORKERS COMPENSATION</u>
	OPERATING REVENUES:			
\$4,929,977.06	USER FEES	\$0.00	\$0.00	\$0.00
17,140,063.07	COUNTY CONTRIBUTIONS	0.00	0.00	1,721,905.42
272,513.41	OTHER REVENUES	4,176.31	0.00	6,183.62
22,342,553.54	TOTAL OPERATING REVENUES	4,176.31	0.00	1,728,089.04
	OPERATING EXPENSES:			
19,271.60	BUILDING AND EQUIPMENT	18,908.42	0.00	0.00
11,200,486.53	SELF INSURANCE CLAIMS	37,773.55	0.00	1,303,292.37
9,412,750.86	INSURANCE PREMIUMS	0.00	0.00	0.00
412,126.24	ADMINISTRATION	0.00	0.00	0.00
291,508.47	OTHER EXPENSES	40,551.34	0.00	90,527.14
21,336,143.70	TOTAL OPERATING EXPENSES	97,233.31	0.00	1,393,819.51
1,006,409.84	OPERATING INCOME (LOSS)	(93,057.00)	0.00	334,269.53
	NON-OPERATING REVENUE (EXPENSE):			
288,376.69	INTEREST INCOME	28,257.90	54,214.51	62,223.92
1,294,786.53	NET INCOME (LOSS) BEFORE TRANSFERS	(64,799.10)	54,214.51	396,493.45
	OPERATING TRANSFERS:			
0.00	OPERATING TRANSFERS IN	0.00	0.00	0.00
0.00	OPERATING TRANSFERS OUT	0.00	0.00	0.00
1,294,786.53	NET INCOME (LOSS)	(64,799.10)	54,214.51	396,493.45
	RETAINED EARNINGS (DEFICIT):			
5,161,926.05	BEGINNING OF PERIOD	495,818.28	2,907,047.74	(5,403,659.39)
\$6,456,712.58	END OF PERIOD	\$431,019.18	\$2,961,262.25	(\$5,007,165.94)

<u>COUNTY CLERK PROFESSIONAL LIABILITY</u>	<u>DISTRICT CLERK PROFESSIONAL LIABILITY</u>	<u>EMPLOYEE BENEFITS</u>
\$0.00	\$345.00	\$4,929,632.06
0.00	0.00	15,418,157.65
0.00	0.00	262,153.48
0.00	345.00	20,609,943.19
0.00	0.00	363.18
0.00	0.00	9,859,420.61
0.00	0.00	9,412,750.86
0.00	0.00	412,126.24
0.00	0.00	160,429.99
0.00	0.00	19,845,090.88
0.00	345.00	764,852.31
12,056.80	17,911.65	113,711.91
12,056.80	18,256.65	878,564.22
0.00	0.00	0.00
0.00	0.00	0.00
12,056.80	18,256.65	878,564.22
646,500.09	960,305.04	5,555,914.29
<u>\$658,556.89</u>	<u>\$978,561.69</u>	<u>\$6,434,478.51</u>

**TARRANT COUNTY, TEXAS
AGENCY FUNDS
FUND DESCRIPTIONS**

FUND A10 - PAYROLL CLEARING FUND

This fund was established to account for the routine receipts and disbursements associated with the payroll process. The balance in this fund is primarily the un-remitted retirement money from employees and the County.

FUND A12 - FEE OFFICE FUND


This fund was established to account for the monies still in the custody of the several fee officers of the County that have not been remitted to the County Treasury, including "trust funds". Tax collections in behalf of other taxing jurisdictions represents a significant portion of the activity in this fund. Restricted assets consist primarily of court ordered trust funds administered by the District Clerk and County Clerk.

**TARRANT COUNTY, TEXAS
COMBINING BALANCE SHEET
AGENCY FUNDS
AS OF 2/29/2008**

COMBINED TOTAL		PAYROLL CLEARING	FEE OFFICE
ASSETS			
\$74,831,213.82	CASH AND INVESTMENTS	\$4,391,411.73	\$70,439,802.09
2,270,355,407.56	OTHER RECEIVABLES	13,887.60	2,270,341,519.96
52,478,081.60	RESTRICTED ASSETS	0.00	52,478,081.60
\$2,397,664,702.98	TOTAL ASSETS	\$4,405,299.33	\$2,393,259,403.65
LIABILITIES, FUND EQUITY AND OTHER CREDITS			
\$0.00	ACCOUNTS PAYABLE	\$0.00	\$0.00
2,397,664,702.98	OTHER LIABILITIES	4,405,299.33	2,393,259,403.65
\$2,397,664,702.98	TOTAL LIABILITIES, FUND EQUITY AND OTHER CREDITS	\$4,405,299.33	\$2,393,259,403.65



TARRANT COUNTY
BUDGETARY INFORMATION



TARRANT COUNTY, TEXAS
SUMMARY BUDGET VERSUS ACTUAL (BUDGET BASIS) REVENUE AND EXPENDITURES
FOR THE FIVE (5) MONTHS ENDED 2/29/2008
TAX SUPPORTED FUNDS

	CURRENT MONTH ACTUAL	YTD ACTUAL	BUDGET	PERCENT	LAST YEAR PERCENT
<u>GENERAL FUND</u>					
REVENUES:					
Taxes	\$29,248,644	\$246,743,702	\$261,887,084	94.22%	94.15%
Licenses	53,717	291,866	759,000	38.45%	40.08%
Fees of Office	2,372,096	14,087,846	36,146,938	38.97%	41.42%
Intergovernmental	923,441	7,617,243	14,009,340	54.37%	44.60%
Investment Income	1,224,411	2,248,863	7,147,400	31.46%	39.27%
Other Revenues	1,480,290	4,590,986	11,301,588	40.62%	36.08%
Transfers	83,000	385,813	950,000	40.61%	44.18%
Cash Carryforward		44,601,325	43,179,182		
	<u>\$35,385,599</u>	<u>\$320,567,644</u>	<u>\$375,380,532</u>	<u>85.40%</u>	<u>85.92%</u>
EXPENDITURES:					
General Administration	\$9,734,150	\$52,929,702	\$125,325,753	42.23%	43.51%
Public Safety	7,980,954	46,178,436	108,758,368	42.46%	41.53%
Judicial	9,090,704	49,715,520	113,078,210	43.97%	41.74%
Community Services	725,849	2,376,027	6,037,936	39.35%	34.40%
Undesignated			5,180,265		
Contingent			1,000,000		
Reserves			16,000,000		
	<u>\$27,531,657</u>	<u>\$151,199,684</u>	<u>\$375,380,532</u>	<u>40.28%</u>	<u>39.35%</u>
<u>ROAD & BRIDGE FUND</u>					
REVENUES:					
Taxes	\$116	\$385	\$0	OVER 100%	OVER 100%
Fees of Office	4,611,316	11,515,344	24,088,637	47.80%	52.93%
Intergovernmental	0	48,540	33,000	OVER 100%	94.22%
Investment Income	34,331	189,413	760,848	24.89%	60.79%
Other Revenues	0	239,341	51,000	OVER 100%	61.53%
Transfers	266,065	1,330,325	3,192,780	41.67%	41.67%
Cash Carryforward		11,714,990	12,836,810		
	<u>\$4,911,828</u>	<u>\$25,038,338</u>	<u>\$40,963,075</u>	<u>61.12%</u>	<u>64.34%</u>
EXPENDITURES:					
Precinct One	\$359,778	\$2,009,868	\$6,490,893	30.96%	33.10%
Precinct Two	244,498	1,829,780	5,210,190	35.12%	36.89%
Precinct Three	346,814	1,655,187	4,220,009	39.22%	32.18%
Precinct Four	439,538	2,497,898	5,832,916	42.82%	38.27%
Right of Way	39,787	4,916,239	15,355,500	32.02%	2.60%
Other Expenditures	211,538	1,196,615	3,103,567	38.56%	40.04%
Undesignated			750,000		
	<u>\$1,641,953</u>	<u>\$14,105,587</u>	<u>\$40,963,075</u>	<u>34.43%</u>	<u>24.13%</u>
<u>DEBT SERVICE FUND</u>					
REVENUES:					
Taxes	\$3,939,657	\$33,222,036	\$36,195,537	91.78%	91.80%
Investment Income	74,212	181,365	885,934	20.47%	30.22%
Cash Carryforward		1,020,047	1,113,969		
	<u>\$4,013,869</u>	<u>\$34,423,448</u>	<u>\$38,195,440</u>	<u>90.12%</u>	<u>90.82%</u>
EXPENDITURES:					
Principle	\$0	\$0	\$25,905,000	0.00%	0.00%
Interest	0	5,467,546	11,455,440	47.73%	45.49%
Other Expenditures	600	1,700	10,000	17.00%	12.00%
Reserves			825,000		
	<u>\$600</u>	<u>\$5,469,246</u>	<u>\$38,195,440</u>	<u>14.32%</u>	<u>12.53%</u>

**TARRANT COUNTY, TEXAS
GENERAL FUND FEES OF OFFICE ANALYSIS
FOR THE FIVE (5) MONTHS ENDED 2/29/2008
(BUDGET BASIS)**

<u>FEE OFFICE</u>	<u>ACTUAL REVENUE</u>	<u>ANNUAL BUDGET</u>	<u>PERCENT COLLECTED</u>
Tax Assessor/Collector	\$3,723,114	\$10,491,612	35.49%
County Clerk	5,203,348	12,552,705	41.45%
Sheriff	283,704	617,224	45.96%
Constable 1	222,285	620,000	35.85%
Constable 2	178,891	480,000	37.27%
Constable 3	186,411	417,777	44.62%
Constable 4	121,831	350,000	34.81%
Constable 5	79,536	216,691	36.70%
Constable 6	142,725	306,410	46.58%
Constable 7	179,706	460,000	39.07%
Constable 8	132,214	371,132	35.62%
District Clerk	1,885,695	4,605,000	40.95%
Domestic Relations	524,483	1,529,658	34.29%
District Attorney	106,332	310,743	34.22%
Justice of Peace 1	87,470	190,490	45.92%
Justice of Peace 2	61,084	183,457	33.30%
Justice of Peace 3	46,956	87,469	53.68%
Justice of Peace 4	51,424	150,766	34.11%
Justice of Peace 5	15,824	82,291	19.23%
Justice of Peace 6	74,595	145,983	51.10%
Justice of Peace 7	61,594	254,743	24.18%
Justice of Peace 8	40,260	106,736	37.72%
County Courts	6,435	16,000	40.22%
Elections	942	9,100	10.36%
Medical Examiner	563,415	1,322,747	42.59%
Other	107,571	268,204	40.11%
TOTAL	<u>\$14,087,846</u>	<u>\$36,146,938</u>	38.97%
 RATABLE COLLECTION PERCENTAGE			 <u>41.67%</u>

**TARRANT COUNTY, TEXAS
BUDGET REPORT
FOR THE FIVE (5) MONTHS ENDED 2/29/2008**

GENERAL FUND	CURRENT MONTH EXPENDITURES	ENCUMBRANCES AND COMMITMENTS	TOTAL EXPENDITURES & COMMITMENTS	TOTAL BUDGET	UNEXPENDED BUDGET	% BUDGET USED
County Judge	66,627.71	50.50	327,271.67	778,073.00	450,801.33	42.06%
County Administrator	128,012.12	3,959.89	655,214.77	1,586,406.00	931,191.23	41.30%
Non-Departmental	4,023,582.84	1,035,714.06	20,266,365.12	47,133,241.00	26,866,875.88	43.00%
Auditor	417,241.95	2,245.19	2,115,259.69	5,136,401.00	3,021,141.31	41.18%
Budget/Risk Management	42,714.56	-	218,858.71	649,218.00	430,359.29	33.71%
Tax Assessor / Collector	838,948.91	154,304.94	4,663,066.70	11,570,715.00	6,907,648.30	40.30%
Elections Administration	335,422.69	28,869.39	2,452,654.84	4,689,854.00	2,237,199.16	52.30%
Information Technology	2,207,481.48	1,158,873.48	11,236,972.20	29,141,561.00	17,904,588.80	38.56%
Human Resources	167,734.57	144,700.31	1,003,499.95	2,348,875.00	1,345,375.05	42.72%
Purchasing	132,683.59	4,131.23	667,166.34	1,630,227.00	963,060.66	40.92%
Facilities	221,840.02	176,362.24	1,395,261.29	3,224,438.00	1,829,176.71	43.27%
Sheriff	2,791,345.29	338,703.03	13,628,436.27	32,165,844.00	18,537,407.73	42.37%
Sheriff - Confinement	4,723,056.71	4,792,613.87	29,272,910.13	62,000,998.00	32,728,087.87	47.21%
Constable Precinct 1	77,535.48	200.00	382,896.33	959,157.00	576,260.67	39.92%
Constable Precinct 2	64,695.02	13.00	339,896.51	822,228.00	482,331.49	41.34%
Constable Precinct 3	68,166.82	23,727.94	362,233.06	838,139.00	475,905.94	43.22%
Constable Precinct 4	53,368.90	1,676.23	266,519.41	628,407.00	361,887.59	42.41%
Constable Precinct 5	46,368.37	85.56	237,011.83	608,981.00	371,969.17	38.92%
Constable Precinct 6	57,405.51	5,650.32	304,074.82	712,227.00	408,152.18	42.69%
Constable Precinct 7	71,929.82	3,757.40	355,013.39	795,599.00	440,585.61	44.62%
Constable Precinct 8	64,068.09	690.54	317,823.46	794,084.00	476,260.54	40.02%
Medical Examiner	496,862.73	632,840.13	3,380,373.03	6,574,899.00	3,194,525.97	51.41%
Fire Marshal	29,663.76	1,874.96	133,649.40	306,170.00	172,520.60	43.65%
Community Supervision	-	1,145.00	10,990.73	21,000.00	10,009.27	52.34%
Juvenile Services	986,908.94	1,310,620.99	6,514,730.67	14,352,386.00	7,837,655.33	45.39%
Pretrial Services	84,081.63	364.66	423,251.72	1,075,577.00	652,505.28	39.34%
Buildings	1,366,639.25	2,627,104.21	8,922,140.21	20,754,856.00	11,832,715.79	42.99%
17TH District Court	17,565.33	-	92,028.90	222,040.00	130,011.10	41.45%
48TH District Court	17,641.92	-	92,040.39	222,170.00	130,129.61	41.43%
67TH District Court	16,463.09	-	86,069.07	208,123.00	122,053.93	41.35%
96TH District Court	16,940.87	-	88,250.89	215,133.00	126,882.11	41.02%
141ST District Court	16,807.92	-	86,367.73	209,102.00	122,734.27	41.30%
153RD District Court	17,358.79	-	90,542.97	216,031.00	125,488.03	41.91%
236TH District Court	17,729.52	150.00	92,247.22	223,605.00	131,357.78	41.25%
342ND District Court	16,997.06	-	88,410.49	213,283.00	124,872.51	41.45%
348TH District Court	17,655.92	-	91,699.36	221,345.00	129,645.64	41.43%
352ND District Court	17,299.31	10.80	90,307.38	216,977.00	126,669.62	41.62%
Criminal District Court 1	96,046.72	28.58	443,397.14	1,211,264.00	767,866.86	36.61%
Criminal District Court 2	112,592.58	165.59	530,892.05	1,281,215.00	750,322.95	41.44%
Criminal District Court 3	98,340.02	18.60	842,023.95	1,301,902.00	459,878.05	64.68%
Criminal District Court 4	107,974.50	-	412,718.96	1,153,402.00	740,683.04	35.78%
213TH District Court	88,677.63	-	370,227.38	1,023,737.00	653,509.62	36.16%
297TH District Court	111,352.52	217.13	444,532.87	1,175,498.00	730,965.13	37.82%
371ST District Court	130,655.67	42.77	642,521.18	1,339,429.00	696,907.82	47.97%
372ND District Court	115,437.29	80.40	584,173.58	1,268,562.00	684,388.42	46.05%
396TH District Court	96,529.42	-	484,457.11	1,273,937.00	789,479.89	38.03%
Magistrate Court	45,877.47	24.60	233,836.70	557,759.00	323,922.30	41.92%
231ST District Court	38,971.07	52.80	200,687.72	481,114.00	280,426.28	41.71%
233RD District Court	38,079.19	-	199,369.55	477,383.00	278,013.45	41.76%
322ND District Court	43,794.13	1,121.87	238,842.15	487,468.00	248,625.85	49.00%
323RD District Court	212,074.09	72,820.00	1,222,219.43	2,706,028.00	1,483,808.57	45.17%
324TH District Court	41,253.70	-	243,873.80	553,697.00	309,823.20	44.04%
325TH District Court	35,484.48	-	214,328.98	491,348.00	277,019.02	43.62%
360TH District Court	33,611.75	-	211,359.14	476,438.00	265,078.86	44.36%
Special Judges	32,762.06	-	125,540.40	386,000.00	260,459.60	32.52%
Criminal District Court Support	46,761.96	-	226,273.24	618,858.00	392,584.76	36.56%
Grand Jury	9,187.77	-	47,161.56	135,081.00	87,919.44	34.91%
Criminal Attorney Appointment	49,282.90	-	245,765.68	618,508.00	372,742.32	39.74%
County Court at Law #1	30,059.53	-	150,962.03	375,405.00	224,442.97	40.21%
County Court at Law #2	29,220.11	-	148,535.29	361,859.00	213,323.71	41.05%
County Court at Law #3	32,097.09	-	160,654.75	380,207.00	219,552.25	42.25%
County Criminal Court #1	48,814.92	-	248,613.60	599,940.00	351,326.40	41.44%
County Criminal Court #2	33,961.20	58.00	175,296.09	476,896.00	301,599.91	36.76%
County Criminal Court #3	44,197.94	-	227,334.37	568,145.00	340,810.63	40.01%

**TARRANT COUNTY, TEXAS
BUDGET REPORT
FOR THE FIVE (5) MONTHS ENDED 2/29/2008**

	<u>CURRENT MONTH EXPENDITURES</u>	<u>ENCUMBRANCES AND COMMITMENTS</u>	<u>TOTAL EXPENDITURES & COMMITMENTS</u>	<u>TOTAL BUDGET</u>	<u>UNEXPENDED BUDGET</u>	<u>% BUDGET USED</u>
GENERAL FUND (cont'd)						
County Criminal Court #4	39,485.71	-	215,590.65	550,660.00	335,069.35	39.15%
County Criminal Court #5	58,226.36	66,680.47	380,198.33	883,358.00	503,159.67	43.04%
County Criminal Court #6	39,893.01	86.32	212,960.33	497,197.00	284,236.67	42.83%
County Criminal Court #7	42,265.73	-	217,318.15	571,042.00	353,723.85	38.06%
County Criminal Court #8	41,622.60	-	215,255.86	534,870.00	319,614.14	40.24%
County Criminal Court #9	49,158.17	-	218,895.59	522,050.00	303,154.41	41.93%
County Criminal Court #10	41,183.00	-	210,805.56	513,235.00	302,429.44	41.07%
Probate Court 1	98,389.71	159.87	726,889.80	1,505,203.00	778,313.20	48.29%
Probate Court 2	99,771.50	241.06	684,081.76	1,368,648.00	684,566.24	49.98%
Justice of the Peace Pct #1	45,139.75	103.01	214,779.72	549,692.00	334,912.28	39.07%
Justice of the Peace Pct #2	37,317.45	-	185,446.20	474,960.00	289,513.80	39.04%
Justice of the Peace Pct #3	41,656.01	960.28	210,774.93	498,449.00	287,674.07	42.29%
Justice of the Peace Pct #4	45,128.66	245.61	220,251.11	524,699.00	304,447.89	41.98%
Justice of the Peace Pct #5	26,700.48	296.00	140,921.11	340,030.00	199,108.89	41.44%
Justice of the Peace Pct #6	30,715.11	750.00	153,792.46	402,486.00	248,693.54	38.21%
Justice of the Peace Pct #7	50,467.32	-	238,871.74	580,027.00	341,155.26	41.18%
Justice of the Peace Pct #8	28,161.07	-	163,068.44	415,189.00	252,120.56	39.28%
District Attorney	2,447,989.93	16,462.07	12,166,427.89	29,765,149.00	17,598,721.11	40.87%
District Clerk	658,462.73	34,462.04	3,406,627.02	8,126,681.00	4,720,053.98	41.92%
County Clerk	622,847.69	7,558.11	3,223,862.84	8,102,466.00	4,878,603.16	39.79%
Domestic Relations	456,965.74	12,979.69	2,360,026.61	5,830,209.00	3,470,182.39	40.48%
Jury Services	155,348.06	4,818.75	822,903.40	2,310,815.00	1,487,911.60	35.61%
Courts / Judiciary	42,211.73	-	265,693.57	2,291,352.00	2,025,658.43	11.60%
Human Services	490,110.07	47,067.45	1,814,148.17	4,708,044.00	2,893,895.83	38.53%
Child Protective Services	28,190.11	1,460,610.00	1,576,554.02	1,935,460.00	358,905.98	81.46%
Public Assistance	161,985.00	-	178,985.00	178,985.00	-	100.00%
TX Cooperative Extension	42,549.93	4,170.49	229,479.50	745,804.00	516,324.50	30.77%
Veterans Services	25,268.09	205.38	121,197.23	314,564.00	193,366.77	38.53%
Historical Commission	5,935.69	500.20	32,216.98	83,689.00	51,472.02	38.50%
10010-2008 General Fund - Cash Match						
Sheriff	-	-	9,601.93	56,114.00	46,512.07	17.11%
Juvenile Services	4,649.43	-	7,595.42	47,477.00	39,881.58	16.00%
County Criminal Court #5	308.00	-	15,185.50	167,162.00	151,976.50	9.08%
District Attorney	-	-	19,509.03	221,275.00	201,765.97	8.82%
Courts / Judiciary	-	-	-	1,897.00	1,897.00	0.00%
Human Services	-	-	-	4,000.00	4,000.00	0.00%
Historical Commission	-	-	-	2,850.00	2,850.00	0.00%
10020-2008 General Fund - Operating Subsidy						
Non-Departmental	15,377.48	-	19,895.09	59,924.00	40,028.91	33.20%
Sheriff	-	-	-	65,000.00	65,000.00	0.00%
Juvenile Services	18,231.38	-	292,768.18	2,200,925.00	1,908,156.82	13.30%
UNDESIGNATED				5,180,265.00	5,180,265.00	
CONTINGENT				1,000,000.00	1,000,000.00	
RESERVES				16,000,000.00	16,000,000.00	
FUND TOTAL	\$ 27,531,656.90	\$ 14,183,427.01	\$ 151,199,684.47	\$ 375,380,532.00	\$ 224,180,847.53	40.28%

**TARRANT COUNTY, TEXAS
BUDGET REPORT
FOR THE FIVE (5) MONTHS ENDED 2/29/2008**

	<u>CURRENT MONTH EXPENDITURES</u>	<u>ENCUMBRANCES AND COMMITMENTS</u>	<u>TOTAL EXPENDITURES & COMMITMENTS</u>	<u>TOTAL BUDGET</u>	<u>UNEXPENDED BUDGET</u>	<u>% BUDGET USED</u>
ROAD AND BRIDGE (261)						
Buildings	1,605.25	4,728.33	9,752.46	44,949.00	35,196.54	21.70%
Commissioner Precinct 1	359,778.29	343,565.76	2,009,868.49	6,490,893.00	4,481,024.51	30.96%
Commissioner Precinct 2	244,498.11	259,968.65	1,829,779.67	5,210,190.00	3,380,410.33	35.12%
Commissioner Precinct 3	346,813.99	141,507.22	1,655,186.69	4,220,009.00	2,564,822.31	39.22%
Commissioner Precinct 4	439,537.81	282,992.19	2,497,898.11	5,832,916.00	3,335,017.89	42.82%
Right of Way	39,787.38	15,882.44	4,916,238.62	15,355,500.00	10,439,261.38	32.02%
Transportation	156,975.91	30,833.07	809,547.81	2,200,156.00	1,390,608.19	36.80%
Road & Bridge Non-Department	52,957.24	5,292.24	377,315.16	858,462.00	481,146.84	43.95%
UNDESIGNATED				750,000.00	750,000.00	
FUND TOTAL	<u><u>\$ 1,641,953.98</u></u>	<u><u>\$ 1,084,769.90</u></u>	<u><u>\$ 14,105,587.01</u></u>	<u><u>\$ 40,963,075.00</u></u>	<u><u>\$ 26,857,487.99</u></u>	<u><u>34.43%</u></u>
DEBT SERVICE (321)						
Interest and Sinking	600.00	-	5,469,245.64	37,370,440.00	31,901,194.36	14.64%
RESERVES				825,000.00	825,000.00	
FUND TOTAL	<u><u>\$ 600.00</u></u>	<u><u>\$ -</u></u>	<u><u>\$ 5,469,245.64</u></u>	<u><u>\$ 38,195,440.00</u></u>	<u><u>\$ 32,726,194.36</u></u>	<u><u>14.32%</u></u>

**TARRANT COUNTY, TEXAS
SPECIAL BUDGETS
FOR THE FIVE (5) MONTHS ENDED 2/29/2008
BUDGET VERSUS ACTUAL (BUDGET BASIS) REVENUE**

FUND #	FUND NAME	ACTUAL REVENUE	BUDGETED REVENUE	PERCENT COLLECTED
211	RECORDS PRESERV & AUTOMATION - FILINGS	\$ 1,065,915	\$ 2,544,724	41.89%
212	RECORDS PRESERV & AUTOMATION - CONVICTIONS	263,061	683,403	38.49%
213	RECORDS PRESERV & RESTORATION	1,081,954	2,609,407	41.46%
221	COURTHOUSE SECURITY FUND	305,255	765,226	39.89%
223	CONSUMER HEALTH FUND	313,139	648,000	48.32%
224	GRAFFITI ERADICATION	16	21	76.19%
225	ALTERNATIVE DISPUTE RESOLUTION SERVICES	167,084	409,131	40.84%
226	PROBATE CONTRIBUTIONS FUND	130,372	94,035	OVER 100%
227	JUSTICE COURT TECH FUND	17,878	36,804	48.58%
228	JUSTIC COURT BLDG SECURITY	4,063	8,549	47.53%
229	CHILD ABUSE PREVENTION	566	1,040	54.42%
230	FAMILY PROTECTION	51,695	110,800	46.66%
231	GUARDIANSHIP	12,097	57,000	21.22%
232	DRUG & ALCOHOL COURT	13,660	167,250	8.17%
241	LAW LIBRARY	490,354	1,145,527	42.81%
242	EDUCATION	7,350	17,000	43.24%
243	APPELLATE JUDICIAL SYSTEM	68,824	182,202	37.77%
251	VEHICLE INVENTORY TAX	65,966	280,089	23.55%
433	FY03 TAX NOTES	2,124	1,000	OVER 100%
434	FY04 TAX NOTES	57,092	150,000	38.06%
435	FY05 TAX NOTES	39,671	150,000	26.45%
436	FY06 TAX NOTES	64,249	150,000	42.83%
451	NON-DEBT CAPITAL	14,189,705	33,518,460	42.33%
453	DISTRICT CLERK INFO TECH REQUIREMENTS	368	500	73.60%
475	GENERAL OBLIGATION (LAW CENTER)	82,439	208,188	39.60%
476	2006 BOND ELECTION	907,703	1,795,572	50.55%
477	2006 BOND ELECTION-TRANSPORTATION	1,650,272	3,199,013	51.59%
511	RESOURCE CONNECTION	1,275,635	2,789,074	45.74%
615	SELF INSURANCE	32,434	59,922	54.13%
616	SELF INSURANCE RESERVE	54,215	126,079	43.00%
619	WORKERS COMPENSATION	1,790,313	4,234,735	42.28%
621	COUNTY CLERK PROF LIAB	12,057	29,742	40.54%
622	DISTRICT CLERK PROF LIAB	18,257	44,640	40.90%
651	EMPLOYEE INSURANCE	20,723,655	52,181,203	39.71%
D62	DA RESTITUTION COLLECTION FEE	76,494	200,000	38.25%
D87	DA LAW ENFORCEMENT	80,737	1,367,376	5.90%
S87	SHERIFF INMATE COMMISSARY FD	362,636	860,481	42.14%
S94	SHERIFF ECONOMIC CRIME	58,798	57,748	OVER 100%
S95	SHERIFF FORFEITURE FUND-TREASURY	623	3,429	18.17%
S96	SHERIFF FORFEITURE FUND-STATE	6,010	12,509	48.05%
S97	SHERIFF FORFEITURE FUND-FEDERAL	8,718	5,430	OVER 100%
T04	PUBLIC HEALTH	8,033,849	9,288,615	86.49%
T05	125 FORFEITURES	24,597	65,676	37.45%
T06	CHILDREN'S HOME FUND	4,172	6,851	60.90%
T07	BAIL BOND BOARD	8,800	25,000	35.20%
T08	TDRPS - TITLE IVE	31,589	13,861	OVER 100%
T10	JUVENILE PROBATION DISTRICT	22,080	62,344	35.42%
T12	STOP-SPECIALIZED TREATMENT FOR OFFENDERS	399,666	1,028,711	38.85%
T14	SLIAG - HEALTH	162	392	41.33%
T15	SLIAG - HUMAN SERVICES	739	1,929	38.31%
T19	FWISD - TRUANCY	25,215	110,176	22.89%
T20	HISTORICAL COMMISSION	140	383	36.55%
T21	HISTORICAL COMMISSION ARCHIVES	1,522	2,100	72.48%
T23	CEMETERY FUND	728	1,817	40.07%
T30	DA - JPS CONTRACT	207,558	517,579	40.10%
T31	EMERGENCY SERVICES DISTRICT	18,685	55,800	33.49%
T34	DIRECT PROGRAM	26,321	113,894	23.11%
T37	MEDICAL EXAMINER CONFERENCE FUND	2,509	18,918	13.26%
T44	SICKLE CELL DISEASE PROJECT	231	33,797	0.68%
T52	MISC DONATIONS-JUVENILE PROBATION	3,924	10,446	37.56%
T56	MISC DONATIONS-HUMAN SERVICES	86,842	120,000	72.37%
T57	MISC DONATIONS-CPS	30,792	83,922	36.69%
T58	MISC DONATIONS-HEALTH DEPT	669	1,567	42.69%
T60	MISC DONATIONS-FAMILY COURT SERVICES	3,804	10,334	36.81%
T61	MISC DONATIONS-CRCG	20,199	941	OVER 100%
T62	MISC DONATIONS-MEMORIAL	356	880	40.45%
T65	ATTF RENTAL ASSOC DONATION	77	231	33.33%
T71	CONTRACT ELECTIONS	4,582	1,222,268	0.37%

**TARRANT COUNTY, TEXAS
BUDGET REPORT
FOR THE FIVE (5) MONTHS ENDED 2/29/2008**

	<u>CURRENT MONTH EXPENDITURES</u>	<u>ENCUMBRANCES AND COMMITMENTS</u>	<u>TOTAL EXPENDITURES ENCUMBRANCES & COMMITMENTS</u>	<u>TOTAL BUDGET</u>	<u>UNEXPENDED BUDGET</u>	<u>% BUDGET USED</u>
RECORDS PRESERVATION & AUTOMATION - FILINGS (211)						
Buildings	25,180.00	1,484.58	45,884.58	65,875.00	19,990.42	69.65%
County Clerk	113,104.12	60,563.14	636,236.41	4,036,748.00	3,400,511.59	15.76%
FUND TOTAL	<u>\$ 138,284.12</u>	<u>\$ 62,047.72</u>	<u>\$ 682,120.99</u>	<u>\$ 4,102,623.00</u>	<u>\$ 3,420,502.01</u>	<u>16.63%</u>
RECORDS PRESERVATION & AUTOMATION - CONVICTIONS (212)						
Information Technology	29,011.89	1,676.64	202,092.96	1,362,214.00	1,160,121.04	0.15
District Clerk	11,956.31	-	61,104.06	119,598.00	58,493.94	51.09%
FUND TOTAL	<u>\$ 40,968.20</u>	<u>\$ 1,676.64</u>	<u>\$ 263,197.02</u>	<u>\$ 1,481,812.00</u>	<u>\$ 1,218,614.98</u>	<u>17.76%</u>
RECORDS PRESERVATION & RESTORATION (213)						
Information Technology	-	-	79,967.72	80,000.00	32.28	99.96%
County Clerk	80,553.83	-	372,258.99	6,792,029.00	6,419,770.01	5.48%
FUND TOTAL	<u>\$ 80,553.83</u>	<u>\$ -</u>	<u>\$ 452,226.71</u>	<u>\$ 6,872,029.00</u>	<u>\$ 6,419,802.29</u>	<u>6.58%</u>
COURTHOUSE SECURITY FUND (221)						
Non-Departmental	62,529.46	-	305,255.46	765,226.00	459,970.54	39.89%
FUND TOTAL	<u>\$ 62,529.46</u>	<u>\$ -</u>	<u>\$ 305,255.46</u>	<u>\$ 765,226.00</u>	<u>\$ 459,970.54</u>	<u>39.89%</u>
CONSUMER HEALTH (223)						
Public Health	57,546.32	11,977.19	308,507.79	849,779.00	541,271.21	36.30%
FUND TOTAL	<u>\$ 57,546.32</u>	<u>\$ 11,977.19</u>	<u>\$ 308,507.79</u>	<u>\$ 849,779.00</u>	<u>\$ 541,271.21</u>	<u>36.30%</u>
JUVENILE DELINQUENCY PREVENTION (224)						
Non-Departmental	-	-	-	498.00	498.00	0.00%
FUND TOTAL	<u>\$ -</u>	<u>\$ -</u>	<u>\$ -</u>	<u>\$ 498.00</u>	<u>\$ 498.00</u>	<u>0.00%</u>
ADRS (225)						
Non-Departmental	32,757.00	-	140,590.00	614,304.00	473,714.00	22.89%
FUND TOTAL	<u>\$ 32,757.00</u>	<u>\$ -</u>	<u>\$ 140,590.00</u>	<u>\$ 614,304.00</u>	<u>\$ 473,714.00</u>	<u>22.89%</u>
PROBATE CONTRIBUTIONS FUND (226)						
Probate Court 1	1,000.00	-	38,666.66	242,329.00	203,662.34	15.96%
Probate Court 2	7,442.23	-	52,348.51	126,074.00	73,725.49	41.52%
FUND TOTAL	<u>\$ 8,442.23</u>	<u>\$ -</u>	<u>\$ 91,015.17</u>	<u>\$ 368,403.00</u>	<u>\$ 277,387.83</u>	<u>24.71%</u>
COURT JUDICIAL TECHNOLOGY (227)						
Non-Departmental	-	-	-	84,662.00	84,662.00	0.00%
Information Technology	-	-	877.00	10,000.00	9,123.00	8.77%
FUND TOTAL	<u>\$ -</u>	<u>\$ -</u>	<u>\$ 877.00</u>	<u>\$ 94,662.00</u>	<u>\$ 93,785.00</u>	<u>0.93%</u>

**TARRANT COUNTY, TEXAS
BUDGET REPORT
FOR THE FIVE (5) MONTHS ENDED 2/29/2008**

	CURRENT MONTH EXPENDITURES	ENCUMBRANCES AND COMMITMENTS	TOTAL EXPENDITURES ENCUMBRANCES & COMMITMENTS	TOTAL BUDGET	UNEXPENDED BUDGET	% BUDGET USED
JUSTICE COURT BLDG SECURITY (228)						
Non-Departmental	912.70	-	4,063.45	8,549.00	4,485.55	47.53%
FUND TOTAL	<u>\$ 912.70</u>	<u>\$ -</u>	<u>\$ 4,063.45</u>	<u>\$ 8,549.00</u>	<u>\$ 4,485.55</u>	<u>47.53%</u>
CHILD ABUSE PREVENTION (229)						
Non-Departmental	-	-	-	2,078.00	2,078.00	0.00%
FUND TOTAL	<u>\$ -</u>	<u>\$ -</u>	<u>\$ -</u>	<u>\$ 2,078.00</u>	<u>\$ 2,078.00</u>	<u>0.00%</u>
FAMILY PROTECTION (230)						
Non-Departmental	-	-	-	134,815.00	134,815.00	0.00%
FUND TOTAL	<u>\$ -</u>	<u>\$ -</u>	<u>\$ -</u>	<u>\$ 134,815.00</u>	<u>\$ 134,815.00</u>	<u>0.00%</u>
GUARDIANSHIP (231)						
Non-Departmental	-	-	-	57,000.00	57,000.00	0.00%
FUND TOTAL	<u>\$ -</u>	<u>\$ -</u>	<u>\$ -</u>	<u>\$ 57,000.00</u>	<u>\$ 57,000.00</u>	<u>0.00%</u>
DRUG COURT (232)						
Criminal District Court Support	-	-	-	167,300.00	167,300.00	0.00%
FUND TOTAL	<u>\$ -</u>	<u>\$ -</u>	<u>\$ -</u>	<u>\$ 167,300.00</u>	<u>\$ 167,300.00</u>	<u>0.00%</u>
LAW LIBRARY (241)						
Law Library	64,217.99	391,030.97	822,861.72	1,487,735.00	664,873.28	55.31%
FUND TOTAL	<u>\$ 64,217.99</u>	<u>\$ 391,030.97</u>	<u>\$ 822,861.72</u>	<u>\$ 1,487,735.00</u>	<u>\$ 664,873.28</u>	<u>55.31%</u>
EDUCATION FUND (242)						
Sheriff	4,550.21	-	38,661.71	40,734.00	2,072.29	94.91%
Sheriff - Confinement	-	-	1,883.29	2,990.00	1,106.71	62.99%
Constable Precinct 1	-	-	25.00	975.00	950.00	2.56%
Constable Precinct 2	284.94	-	1,264.89	2,139.00	874.11	59.13%
Constable Precinct 4	-	-	-	6,989.00	6,989.00	0.00%
Constable Precinct 5	-	-	-	358.00	358.00	0.00%
Constable Precinct 6	-	-	100.00	4,353.00	4,253.00	2.30%
Constable Precinct 7	-	-	-	1,427.00	1,427.00	0.00%
Constable Precinct 8	-	-	-	2,976.00	2,976.00	0.00%
Probate Court 1	-	-	1,392.68	8,500.00	7,107.32	16.38%
Probate Court 2	930.00	-	4,157.14	8,500.00	4,342.86	48.91%
District Attorney	-	-	-	25.00	25.00	0.00%
FUND TOTAL	<u>\$ 5,765.15</u>	<u>\$ -</u>	<u>\$ 47,484.71</u>	<u>\$ 79,966.00</u>	<u>\$ 32,481.29</u>	<u>59.38%</u>
APPELLATE JUDICIAL SYSTEM (243)						
Appeals Court	13,344.15	-	59,572.00	433,899.00	374,327.00	13.73%
FUND TOTAL	<u>\$ 13,344.15</u>	<u>\$ -</u>	<u>\$ 59,572.00</u>	<u>\$ 433,899.00</u>	<u>\$ 374,327.00</u>	<u>13.73%</u>
VEHICLE INVENTORY TAX (251)						
Tax Assessor / Collector	4,062.11	13,563.33	44,614.92	643,957.00	599,342.08	6.93%
FUND TOTAL	<u>\$ 4,062.11</u>	<u>\$ 13,563.33</u>	<u>\$ 44,614.92</u>	<u>\$ 643,957.00</u>	<u>\$ 599,342.08</u>	<u>6.93%</u>

**TARRANT COUNTY, TEXAS
BUDGET REPORT
FOR THE FIVE (5) MONTHS ENDED 2/29/2008**

	CURRENT MONTH EXPENDITURES	ENCUMBRANCES AND COMMITMENTS	TOTAL EXPENDITURES ENCUMBRANCES & COMMITMENTS	TOTAL BUDGET	UNEXPENDED BUDGET	% BUDGET USED
FY2003 CERTIFICATES OF OBLIGATION (433)						
Non-Departmental	-	-	-	1,341.00	1,341.00	0.00%
Sheriff	4,989.00	-	20,477.65	21,390.00	912.35	95.73%
Medical Examiner	-	93,040.00	93,040.00	96,000.00	2,960.00	96.92%
FUND TOTAL	\$ 4,989.00	\$ 93,040.00	\$ 113,517.65	\$ 118,731.00	\$ 5,213.35	95.61%

FY2004 CERTIFICATES OF OBLIGATION (434)

Non-Departmental	-	-	-	15,409.00	15,409.00	0.00%
Medical Examiner	-	166,175.00	166,175.00	175,000.00	8,825.00	94.96%
Buildings	(534.50)	335,939.79	417,785.87	685,296.00	267,510.13	60.96%
FUND TOTAL	\$ (534.50)	\$ 502,114.79	\$ 583,960.87	\$ 875,705.00	\$ 291,744.13	66.68%

FY2005 TAX NOTES (435)

Non-Departmental	-	-	-	3,820.00	3,820.00	0.00%
Buildings	283,471.44	576,687.45	969,033.08	1,597,624.00	628,590.92	60.65%
FUND TOTAL	\$ 283,471.44	\$ 576,687.45	\$ 969,033.08	\$ 1,601,444.00	\$ 632,410.92	60.51%

FY2006 TAX NOTES (436)

Non-Departmental	-	-	-	68,794.00	68,794.00	0.00%
Buildings	10,444.20	5,345.60	97,318.38	1,787,676.00	1,690,357.62	5.44%
FUND TOTAL	\$ 10,444.20	\$ 5,345.60	\$ 97,318.38	\$ 1,856,470.00	\$ 1,759,151.62	5.24%

NON-DEBT CAPITAL (451)

Non-Departmental	41,490.00	-	142,022.00	6,226,916.00	6,084,894.00	2.28%
Auditor	-	4,400.00	4,400.00	14,004.00	9,604.00	31.42%
Budget/Risk Management	-	-	-	2,500.00	2,500.00	0.00%
Tax Assessor / Collector	-	7,918.00	7,918.00	42,275.00	34,357.00	18.73%
Elections Administration	10,051.15	-	16,478.67	34,366.00	17,887.33	47.95%
Information Technology	1,499,367.54	935,953.26	5,997,067.21	9,947,654.00	3,950,586.79	60.29%
Human Resources	-	-	931.80	5,350.00	4,418.20	17.42%
Facilities	-	20,796.64	26,117.15	209,334.00	183,216.85	12.48%
Sheriff	421.01	1,766.95	101,233.26	103,420.00	2,186.74	97.89%
Sheriff - Confinement	-	2,726.84	43,545.70	45,268.00	1,722.30	96.20%
Constable Precinct 1	-	-	12,533.77	13,150.00	616.23	95.31%
Constable Precinct 2	-	4,258.22	9,761.22	10,159.00	397.78	96.08%
Constable Precinct 3	215.88	2,379.86	11,128.51	12,095.00	966.49	92.01%
Constable Precinct 4	-	-	5,503.00	5,900.00	397.00	93.27%
Constable Precinct 5	5,503.00	-	5,503.00	7,100.00	1,597.00	77.51%
Constable Precinct 6	-	54.00	5,557.00	5,900.00	343.00	94.19%
Constable Precinct 8	-	-	5,503.00	10,279.00	4,776.00	53.54%
Medical Examiner	6,432.33	28,734.56	59,816.52	67,369.00	7,552.48	88.79%
Fire Marshal	-	428.55	428.55	2,875.00	2,446.45	14.91%
Community Supervision	-	9,937.72	18,007.72	34,000.00	15,992.28	52.96%
Juvenile Services	-	26,771.00	26,771.00	30,496.00	3,725.00	87.79%
Buildings	146,673.80	676,151.42	986,999.42	24,983,418.00	23,996,418.58	3.95%
396TH District Court	-	-	959.00	959.00	-	100.00%
324TH District Court	-	-	4,379.00	4,379.00	-	100.00%
Criminal District Court Support	-	-	914.59	1,270.00	355.41	72.01%
County Criminal Court #1	-	-	-	3,000.00	3,000.00	0.00%
County Criminal Court #9	-	-	-	800.00	800.00	0.00%
Justice of the Peace Pct #1	564.31	-	7,613.22	11,332.00	3,718.78	67.18%
Justice of the Peace Pct #2	-	-	-	1,050.00	1,050.00	0.00%

**TARRANT COUNTY, TEXAS
BUDGET REPORT
FOR THE FIVE (5) MONTHS ENDED 2/29/2008**

	CURRENT MONTH EXPENDITURES	ENCUMBRANCES AND COMMITMENTS	TOTAL EXPENDITURES ENCUMBRANCES & COMMITMENTS	TOTAL BUDGET	UNEXPENDED BUDGET	% BUDGET USED
NON-DEBT CAPITAL (451) (cont'd)						
Justice of the Peace Pct #4	-	-	1,963.38	2,105.00	141.62	93.27%
Justice of the Peace Pct #7	-	-	682.00	710.00	28.00	96.06%
Justice of the Peace Pct #8	-	-	-	1,760.00	1,760.00	0.00%
District Attorney	-	1,074.50	13,515.41	59,238.00	45,722.59	22.82%
District Clerk	456.30	-	3,463.85	10,738.00	7,274.15	32.26%
County Clerk	-	-	6,300.00	13,814.00	7,514.00	45.61%
Domestic Relations	-	-	2,492.98	2,867.00	374.02	86.95%
Jury Services	1,214.29	25,629.34	31,700.00	31,700.00	-	100.00%
Courts / Judiciary	-	-	-	73,332.00	73,332.00	0.00%
Human Services	-	-	-	2,580.00	2,580.00	0.00%
Veterans Services	-	-	5,999.74	6,199.00	199.26	96.79%
Commissioner Precinct 1	92,891.00	185,782.00	278,673.00	1,292,065.00	1,013,392.00	21.57%
Commissioner Precinct 2	57,073.36	359,464.96	598,107.44	1,173,771.00	575,663.56	50.96%
Commissioner Precinct 3	29,755.00	38,826.75	469,059.73	1,100,448.00	631,388.27	42.62%
Commissioner Precinct 4	-	32,680.00	993,475.31	1,512,178.00	518,702.69	65.70%
Transportation	864,636.02	238,928.05	1,380,581.02	1,426,134.00	45,552.98	96.81%
Road & Bridge Non-Department.	-	-	-	2,200,000.00	2,200,000.00	0.00%
FUND TOTAL	\$ 2,756,744.99	\$ 2,604,662.62	\$ 11,287,106.17	\$ 50,746,257.00	\$ 39,459,150.83	22.24%
DISTRICT CLERK INFORMATION TECH REQUIREMENT (453)						
Information Technology	-	-	-	20,474.00	20,474.00	0.00%
FUND TOTAL	\$ -	\$ -	\$ -	\$ 20,474.00	\$ 20,474.00	0.00%
GENERAL OBLIGATION-LAW CENTER (475)						
Non-Departmental Buildings	-	-	-	2,473,062.00	2,473,062.00	0.00%
	37,103.00	109,182.37	157,650.37	1,386,730.00	1,229,079.63	11.37%
FUND TOTAL	\$ 37,103.00	\$ 109,182.37	\$ 157,650.37	\$ 3,859,792.00	\$ 3,702,141.63	4.08%
2006 BOND ELECTION (476)						
Non-Departmental Buildings	-	-	-	3,281,751.00	3,281,751.00	0.00%
	529,048.19	3,105,639.30	4,309,122.10	46,695,256.00	42,386,133.90	9.23%
FUND TOTAL	\$ 529,048.19	\$ 3,105,639.30	\$ 4,309,122.10	\$ 49,977,007.00	\$ 45,667,884.90	8.62%
2006 BOND ELECTION-TRANSPORTATION (477)						
Non-Departmental Transportation	-	-	-	6,180,663.00	6,180,663.00	0.00%
	-	20,442,666.00	22,142,666.00	82,780,131.00	60,637,465.00	26.75%
FUND TOTAL	\$ -	\$ 20,442,666.00	\$ 22,142,666.00	\$ 88,960,794.00	\$ 66,818,128.00	24.89%
RESOURCE CONNECTION (511)						
Resource Connection	192,035.71	163,865.51	1,168,526.77	3,081,339.00	1,912,812.23	37.92%
FUND TOTAL	\$ 192,035.71	\$ 163,865.51	\$ 1,168,526.77	\$ 3,081,339.00	\$ 1,912,812.23	37.92%
SELF INSURANCE (615)						
Self Insurance	35,176.91	-	96,633.83	1,514,617.00	1,417,983.17	6.38%
FUND TOTAL	\$ 35,176.91	\$ -	\$ 96,633.83	\$ 1,514,617.00	\$ 1,417,983.17	6.38%
SELF INSURANCE RESERVE (616)						
Self Insurance	-	-	-	3,032,525.00	3,032,525.00	0.00%
FUND TOTAL	\$ -	\$ -	\$ -	\$ 3,032,525.00	\$ 3,032,525.00	0.00%

**TARRANT COUNTY, TEXAS
BUDGET REPORT
FOR THE FIVE (5) MONTHS ENDED 2/29/2008**

	CURRENT MONTH EXPENDITURES	ENCUMBRANCES AND COMMITMENTS	TOTAL EXPENDITURES ENCUMBRANCES & COMMITMENTS	TOTAL BUDGET	UNEXPENDED BUDGET	% BUDGET USED
WORKERS COMPENSATION (619)						
Self Insurance	270,681.19	-	1,393,819.51	7,197,493.00	5,803,673.49	19.37%
FUND TOTAL	<u>\$ 270,681.19</u>	<u>\$ -</u>	<u>\$ 1,393,819.51</u>	<u>\$ 7,197,493.00</u>	<u>\$ 5,803,673.49</u>	<u>19.37%</u>
COUNTY CLERK PROFESSIONAL LIABILITY (621)						
County Clerk	-	-	-	676,049.00	676,049.00	0.00%
FUND TOTAL	<u>\$ -</u>	<u>\$ -</u>	<u>\$ -</u>	<u>\$ 676,049.00</u>	<u>\$ 676,049.00</u>	<u>0.00%</u>
DISTRICT CLERK PROFESSIONAL LIABILITY (622)						
District Clerk	-	-	-	1,004,794.00	1,004,794.00	0.00%
FUND TOTAL	<u>\$ -</u>	<u>\$ -</u>	<u>\$ -</u>	<u>\$ 1,004,794.00</u>	<u>\$ 1,004,794.00</u>	<u>0.00%</u>
EMPLOYEE INSURANCE (651)						
Non-Departmental Self Insurance	64,642.00 6,439,867.10	226,247.00 -	387,040.17 19,684,297.71	440,000.00 55,638,692.00	52,959.83 35,954,394.29	87.96% 35.38%
FUND TOTAL	<u>\$ 6,504,509.10</u>	<u>\$ 226,247.00</u>	<u>\$ 20,071,337.88</u>	<u>\$ 56,078,692.00</u>	<u>\$ 36,007,354.12</u>	<u>35.79%</u>
DA RESTITUTION COLLECTION FEE (D62)						
District Attorney	19,557.50	-	76,493.66	200,100.00	123,606.34	38.23%
FUND TOTAL	<u>\$ 19,557.50</u>	<u>\$ -</u>	<u>\$ 76,493.66</u>	<u>\$ 200,100.00</u>	<u>\$ 123,606.34</u>	<u>38.23%</u>
DA LAW ENFORCEMENT (D87)						
District Attorney	143,223.84	233,237.65	1,033,224.54	2,331,260.00	1,298,035.46	44.32%
FUND TOTAL	<u>\$ 143,223.84</u>	<u>\$ 233,237.65</u>	<u>\$ 1,033,224.54</u>	<u>\$ 2,331,260.00</u>	<u>\$ 1,298,035.46</u>	<u>44.32%</u>
SHERIFFS INMATE COMMISSARY (S87)						
Sheriff - Confinement	58,316.70	88,006.31	446,067.04	1,070,987.00	624,919.96	41.65%
FUND TOTAL	<u>\$ 58,316.70</u>	<u>\$ 88,006.31</u>	<u>\$ 446,067.04</u>	<u>\$ 1,070,987.00</u>	<u>\$ 624,919.96</u>	<u>41.65%</u>
SHERIFF ECONOMIC CRIME (S94)						
Sheriff	2,658.50	4,177.50	6,836.00	57,748.00	50,912.00	11.84%
FUND TOTAL	<u>\$ 2,658.50</u>	<u>\$ 4,177.50</u>	<u>\$ 6,836.00</u>	<u>\$ 57,748.00</u>	<u>\$ 50,912.00</u>	<u>11.84%</u>
SHERIFF FEDERAL FORFEITURE-TREASURY (S95)						
Sheriff	-	-	25,980.43	52,532.00	26,551.57	49.46%
FUND TOTAL	<u>\$ -</u>	<u>\$ -</u>	<u>\$ 25,980.43</u>	<u>\$ 52,532.00</u>	<u>\$ 26,551.57</u>	<u>49.46%</u>
SHERIFF DRUG FORFEITURE-NON DEA (S96)						
Sheriff	60,522.80	12,828.26	88,683.06	191,622.00	102,938.94	46.28%
FUND TOTAL	<u>\$ 60,522.80</u>	<u>\$ 12,828.26</u>	<u>\$ 88,683.06</u>	<u>\$ 191,622.00</u>	<u>\$ 102,938.94</u>	<u>46.28%</u>

**TARRANT COUNTY, TEXAS
BUDGET REPORT
FOR THE FIVE (5) MONTHS ENDED 2/29/2008**

	CURRENT MONTH EXPENDITURES	ENCUMBRANCES AND COMMITMENTS	TOTAL EXPENDITURES ENCUMBRANCES & COMMITMENTS	TOTAL BUDGET	UNEXPENDED BUDGET	% BUDGET USED
SHERIFF FEDERAL FORFEITURE JUSTICE (\$97)						
Sheriff	4,115.00	14,702.40	42,682.88	97,902.00	55,219.12	43.60%
FUND TOTAL	<u>\$ 4,115.00</u>	<u>\$ 14,702.40</u>	<u>\$ 42,682.88</u>	<u>\$ 97,902.00</u>	<u>\$ 55,219.12</u>	<u>43.60%</u>
PUBLIC HEALTH (T04)						
Buildings	17,127.70	1,188.11	73,152.00	324,116.00	250,964.00	22.57%
Public Health	622,798.61	204,716.84	3,488,824.89	9,468,494.00	5,979,669.11	36.85%
T0420-2008 Public Health - Op Sub						
Public Health	168,038.05	-	294,061.48	1,562,465.00	1,268,403.52	18.82%
FUND TOTAL	<u>\$ 807,964.36</u>	<u>\$ 205,904.95</u>	<u>\$ 3,856,038.37</u>	<u>\$ 11,355,075.00</u>	<u>\$ 7,499,036.63</u>	<u>33.96%</u>
SECTION 125 FORFEITURES (T05)						
Self Insurance	6,496.35	31,232.24	71,374.07	1,358,196.00	1,286,821.93	5.26%
FUND TOTAL	<u>\$ 6,496.35</u>	<u>\$ 31,232.24</u>	<u>\$ 71,374.07</u>	<u>\$ 1,358,196.00</u>	<u>\$ 1,286,821.93</u>	<u>5.26%</u>
CHILDREN'S HOME FUND (T06)						
Juvenile Services	-	-	-	28,671.00	28,671.00	0.00%
FUND TOTAL	<u>\$ -</u>	<u>\$ -</u>	<u>\$ -</u>	<u>\$ 28,671.00</u>	<u>\$ 28,671.00</u>	<u>0.00%</u>
BAIL BOND BOARD (T07)						
Non-Departmental	1,010.00	-	3,185.00	26,000.00	22,815.00	12.25%
FUND TOTAL	<u>\$ 1,010.00</u>	<u>\$ -</u>	<u>\$ 3,185.00</u>	<u>\$ 26,000.00</u>	<u>\$ 22,815.00</u>	<u>12.25%</u>
TDRPS - TITLE IVE (T08)						
Child Protective Services	5,066.42	676.27	16,966.62	344,252.00	327,285.38	4.93%
FUND TOTAL	<u>\$ 5,066.42</u>	<u>\$ 676.27</u>	<u>\$ 16,966.62</u>	<u>\$ 344,252.00</u>	<u>\$ 327,285.38</u>	<u>4.93%</u>
JUVENILE PROBATION DISTRICT (T10)						
Information Technology	-	-	-	40,000.00	40,000.00	0.00%
Juvenile Services	1,253.10	20,242.48	31,724.11	338,642.00	306,917.89	9.37%
FUND TOTAL	<u>\$ 1,253.10</u>	<u>\$ 20,242.48</u>	<u>\$ 31,724.11</u>	<u>\$ 378,642.00</u>	<u>\$ 346,917.89</u>	<u>8.38%</u>
STOP-SPECIALIZED TREATMENT-OFFENDER (T12)						
Juvenile Services	74,694.75	4,797.52	384,812.17	1,177,058.00	792,245.83	32.69%
FUND TOTAL	<u>\$ 74,694.75</u>	<u>\$ 4,797.52</u>	<u>\$ 384,812.17</u>	<u>\$ 1,177,058.00</u>	<u>\$ 792,245.83</u>	<u>32.69%</u>
SLIAG - HEALTH (T14)						
Public Health	-	-	-	9,078.00	9,078.00	0.00%
FUND TOTAL	<u>\$ -</u>	<u>\$ -</u>	<u>\$ -</u>	<u>\$ 9,078.00</u>	<u>\$ 9,078.00</u>	<u>0.00%</u>
SLIAG - HUMAN SERVICE (T15)						
Human Services	-	-	-	41,536.00	41,536.00	0.00%
FUND TOTAL	<u>\$ -</u>	<u>\$ -</u>	<u>\$ -</u>	<u>\$ 41,536.00</u>	<u>\$ 41,536.00</u>	<u>0.00%</u>

**TARRANT COUNTY, TEXAS
BUDGET REPORT
FOR THE FIVE (5) MONTHS ENDED 2/29/2008**

	<u>CURRENT MONTH EXPENDITURES</u>	<u>ENCUMBRANCES AND COMMITMENTS</u>	<u>TOTAL EXPENDITURES ENCUMBRANCES & COMMITMENTS</u>	<u>TOTAL BUDGET</u>	<u>UNEXPENDED BUDGET</u>	<u>% BUDGET USED</u>
FWISD - TRUANCY (T19)						
District Attorney	9,006.19	-	45,545.93	130,144.00	84,598.07	35.00%
FUND TOTAL	<u>\$ 9,006.19</u>	<u>\$ -</u>	<u>\$ 45,545.93</u>	<u>\$ 130,144.00</u>	<u>\$ 84,598.07</u>	<u>35.00%</u>
HISTORICAL COMMISSION (T20)						
Historical Commission	-	-	450.00	6,751.00	6,301.00	6.67%
FUND TOTAL	<u>\$ -</u>	<u>\$ -</u>	<u>\$ 450.00</u>	<u>\$ 6,751.00</u>	<u>\$ 6,301.00</u>	<u>6.67%</u>
HISTORICAL COMMISSION ARCHIVES (T21)						
Historical Commission	-	-	-	27,138.00	27,138.00	0.00%
FUND TOTAL	<u>\$ -</u>	<u>\$ -</u>	<u>\$ -</u>	<u>\$ 27,138.00</u>	<u>\$ 27,138.00</u>	<u>0.00%</u>
CEMETERY FUND (T23)						
Historical Commission	-	-	-	27,004.00	27,004.00	0.00%
FUND TOTAL	<u>\$ -</u>	<u>\$ -</u>	<u>\$ -</u>	<u>\$ 27,004.00</u>	<u>\$ 27,004.00</u>	<u>0.00%</u>
DA JPS CONTRACT (T30)						
District Attorney	41,534.88	-	207,663.42	524,721.00	317,057.58	39.58%
FUND TOTAL	<u>\$ 41,534.88</u>	<u>\$ -</u>	<u>\$ 207,663.42</u>	<u>\$ 524,721.00</u>	<u>\$ 317,057.58</u>	<u>39.58%</u>
EMERGENCY SERVICES DISTRICT (T31)						
Fire Marshal	5,604.06	-	18,684.89	55,800.00	37,115.11	33.49%
FUND TOTAL	<u>\$ 5,604.06</u>	<u>\$ -</u>	<u>\$ 18,684.89</u>	<u>\$ 55,800.00</u>	<u>\$ 37,115.11</u>	<u>33.49%</u>
DIRECT PROGRAM (T34)						
Criminal District Court Support	11,613.15	-	66,666.30	153,338.00	86,671.70	43.48%
FUND TOTAL	<u>\$ 11,613.15</u>	<u>\$ -</u>	<u>\$ 66,666.30</u>	<u>\$ 153,338.00</u>	<u>\$ 86,671.70</u>	<u>43.48%</u>
MEDICAL EXAMINER CONFERENCE (T37)						
Medical Examiner	1,091.64	-	1,832.00	32,769.00	30,937.00	5.59%
FUND TOTAL	<u>\$ 1,091.64</u>	<u>\$ -</u>	<u>\$ 1,832.00</u>	<u>\$ 32,769.00</u>	<u>\$ 30,937.00</u>	<u>5.59%</u>
SICKLE CELL DISEASE PROJECT (T44)						
Public Health	1,633.79	364.00	8,573.70	40,357.00	31,783.30	21.24%
FUND TOTAL	<u>\$ 1,633.79</u>	<u>\$ 364.00</u>	<u>\$ 8,573.70</u>	<u>\$ 40,357.00</u>	<u>\$ 31,783.30</u>	<u>21.24%</u>
MISCELLANEOUS DONATIONS - JUVENILE PROBATION (T52)						
Juvenile Services	-	-	1,318.00	17,766.00	16,448.00	7.42%
FUND TOTAL	<u>\$ -</u>	<u>\$ -</u>	<u>\$ 1,318.00</u>	<u>\$ 17,766.00</u>	<u>\$ 16,448.00</u>	<u>7.42%</u>
MISCELLANEOUS DONATIONS - HUMAN SERVICES (T56)						
Human Services	71,370.01	-	116,731.68	165,000.00	48,268.32	70.75%
FUND TOTAL	<u>\$ 71,370.01</u>	<u>\$ -</u>	<u>\$ 116,731.68</u>	<u>\$ 165,000.00</u>	<u>\$ 48,268.32</u>	<u>70.75%</u>

**TARRANT COUNTY, TEXAS
BUDGET REPORT
FOR THE FIVE (5) MONTHS ENDED 2/29/2008**

	CURRENT MONTH EXPENDITURES	ENCUMBRANCES AND COMMITMENTS	TOTAL EXPENDITURES ENCUMBRANCES & COMMITMENTS	TOTAL BUDGET	UNEXPENDED BUDGET	% BUDGET USED
MISCELLANEOUS DONATIONS - CPS (T57)						
Child Protective Services	5,872.18	-	24,014.68	116,576.00	92,561.32	20.60%
FUND TOTAL	<u>\$ 5,872.18</u>	<u>\$ -</u>	<u>\$ 24,014.68</u>	<u>\$ 116,576.00</u>	<u>\$ 92,561.32</u>	<u>20.60%</u>
MISCELLANEOUS DONATIONS - HEALTH DEPT (T58)						
Public Health	-	-	-	13,936.00	13,936.00	0.00%
FUND TOTAL	<u>\$ -</u>	<u>\$ -</u>	<u>\$ -</u>	<u>\$ 13,936.00</u>	<u>\$ 13,936.00</u>	<u>0.00%</u>
MISCELLANEOUS DONATIONS - FAMILY COURT SERVICES (T60)						
Domestic Relations	1,542.09	-	7,492.46	14,960.00	7,467.54	50.08%
FUND TOTAL	<u>\$ 1,542.09</u>	<u>\$ -</u>	<u>\$ 7,492.46</u>	<u>\$ 14,960.00</u>	<u>\$ 7,467.54</u>	<u>50.08%</u>
MISCELLANEOUS DONATIONS - CRCG (T61)						
Public Assistance	-	-	8,342.32	10,293.00	1,950.68	81.05%
FUND TOTAL	<u>\$ -</u>	<u>\$ -</u>	<u>\$ 8,342.32</u>	<u>\$ 10,293.00</u>	<u>\$ 1,950.68</u>	<u>81.05%</u>
MISCELLANEOUS DONATIONS - MEMORIAL (T62)						
Peace Officers Memorial	-	-	-	19,966.00	19,966.00	0.00%
FUND TOTAL	<u>\$ -</u>	<u>\$ -</u>	<u>\$ -</u>	<u>\$ 19,966.00</u>	<u>\$ 19,966.00</u>	<u>0.00%</u>
ATTF-TX RENTAL ASSOC DONATION (T65)						
Sheriff	-	-	131.32	4,408.00	4,276.68	2.98%
FUND TOTAL	<u>\$ -</u>	<u>\$ -</u>	<u>\$ 131.32</u>	<u>\$ 4,408.00</u>	<u>\$ 4,276.68</u>	<u>2.98%</u>
CONTRACT ELECTIONS (T71)						
Elections Administration	182,468.58	33,722.17	226,691.39	1,243,528.00	1,016,836.61	18.23%
FUND TOTAL	<u>\$ 182,468.58</u>	<u>\$ 33,722.17</u>	<u>\$ 226,691.39</u>	<u>\$ 1,243,528.00</u>	<u>\$ 1,016,836.61</u>	<u>18.23%</u>
ELECTIONS CHAPTER 19 (T73)						
Elections Administration	773.00	17,944.63	41,694.63	292,403.00	250,708.37	14.26%
FUND TOTAL	<u>\$ 773.00</u>	<u>\$ 17,944.63</u>	<u>\$ 41,694.63</u>	<u>\$ 292,403.00</u>	<u>\$ 250,708.37</u>	<u>14.26%</u>

