

TARRANT COUNTY FINANCIAL STATEMENTS
FOR THE MONTH OF DECEMBER 2012



TARRANT COUNTY

**TARRANT COUNTY ADMINISTRATION BUILDING - ROOM 506
100 E. WEATHERFORD
FORT WORTH, TEXAS 76196-0103
817/884-1205
Fax 817/884-1104**

**S. RENEE TIDWELL, CPA
COUNTY AUDITOR
rtidwell@tarrantcounty.com**

**CRAIG MAXWELL
FIRST ASSISTANT COUNTY AUDITOR
cmaxwell@tarrantcounty.com**

February 12, 2013

The Honorable District Judges
The Honorable Commissioners Court
Tarrant County, Texas

RE: County Auditor's December 2012 Financial Reports

I herewith submit the financial report of Tarrant County, Texas as of and for the three months ending December 31, 2012. The audit is not complete for the year ended September 30, 2012 therefore, there may be changes to the beginning balances in future reports.

If you have any questions concerning this report or the financial well-being of the County, please call.

Sincerely,


S. Renée Tidwell, CPA
County Auditor

**TARRANT COUNTY, TEXAS
COMBINED BALANCE SHEET
GOVERNMENTAL FUNDS
AS OF 12/31/2012**

<u>COMBINED TOTAL</u>		<u>GENERAL</u>	<u>ROAD & BRIDGE</u>	<u>DEBT SERVICE</u>
ASSETS				
\$330,742,592.19	CASH AND INVESTMENTS	\$93,203,343.89	\$14,925,716.59	\$12,761,719.07
172,061,700.40	TAXES RECEIVABLE (NET)	156,257,312.85	7,991.89	15,796,395.66
56,816,867.41	OTHER RECEIVABLES (NET)	42,741,626.45	58,606.52	4,055,411.33
4,990,331.36	FEE OFFICE RECEIVABLE	4,990,331.36	0.00	0.00
10,970,053.60	DUE FROM OTHER FUNDS	10,970,053.60	0.00	0.00
1,572,327.99	ADVANCE TO ENTERPRISE FUND	0.00	0.00	0.00
3,080,000.00	LONG TERM RECEIVABLE - TCCC	3,080,000.00	0.00	0.00
1,788,933.78	PREPAID EXPENSES AND INVENTORY	1,054,663.52	597,052.30	0.00
<u>\$582,022,806.73</u>	TOTAL ASSETS	<u>\$312,297,331.67</u>	<u>\$15,589,367.30</u>	<u>\$32,613,526.06</u>
LIABILITIES AND FUND BALANCE				
LIABILITIES:				
\$4,254,172.07	ACCOUNTS PAYABLE	\$1,756,472.58	\$343,196.14	\$0.00
13,229,816.20	OTHER LIABILITIES	8,761,661.55	272,960.66	0.00
10,970,053.60	DUE TO OTHER FUNDS	0.00	0.00	0.00
176,630,162.93	DEFERRED REVENUE	156,257,312.85	7,991.89	15,796,395.66
4,990,331.36	DEFERRED REVENUE-FEE OFFICE	4,990,331.36	0.00	0.00
210,074,536.16	TOTAL LIABILITIES	171,765,778.34	624,148.69	15,796,395.66
FUND BALANCE:				
371,948,270.57	FUND BALANCE	140,531,553.33	14,965,218.61	16,817,130.40
371,948,270.57	TOTAL FUND BALANCE	140,531,553.33	14,965,218.61	16,817,130.40
<u>\$582,022,806.73</u>	TOTAL LIABILITIES AND FUND BALANCE	<u>\$312,297,331.67</u>	<u>\$15,589,367.30</u>	<u>\$32,613,526.06</u>

CAPITAL PROJECTS	GRANT FUNDS	OTHER GOVERNMENTAL FUNDS
\$178,555,509.08	\$8,169,978.04	\$23,126,325.52
0.00	0.00	0.00
404,761.84	6,031,421.50	3,525,039.77
0.00	0.00	0.00
0.00	0.00	0.00
1,572,327.99	0.00	0.00
0.00	0.00	0.00
0.00	88,068.80	49,149.16
\$180,532,598.91	\$14,289,468.34	\$26,700,514.45

\$1,534,571.47	\$432,715.87	\$187,216.01
5,869.00	760,496.29	3,428,828.70
0.00	8,615,193.65	2,354,859.95
0.00	4,481,062.53	87,400.00
0.00	0.00	0.00
1,540,440.47	14,289,468.34	6,058,304.66

178,992,158.44	0.00	20,642,209.79
178,992,158.44	0.00	20,642,209.79
\$180,532,598.91	\$14,289,468.34	\$26,700,514.45

TARRANT COUNTY, TEXAS
COMBINED STATEMENT OF REVENUES AND EXPENDITURES
AND CHANGES IN FUND BALANCE
GOVERNMENTAL FUNDS
FOR THE THREE (3) MONTHS ENDED 12/31/2012

<u>COMBINED TOTAL</u>		<u>GENERAL</u>	<u>ROAD & BRIDGE</u>	<u>DEBT SERVICE</u>
	REVENUES:			
\$166,580,896.28	TAXES, LICENSES AND PERMITS	\$151,391,275.51	\$69.43	\$15,189,551.34
12,855,113.27	FEES OF OFFICE	7,243,721.33	2,943,465.00	0.00
1,382,686.83	FINES	1,382,686.83	0.00	0.00
24,934,368.31	INTERGOVERNMENTAL	2,865,554.75	30,603.06	0.00
142,889.35	INVESTMENT INCOME	39,008.82	7,195.27	2,000.16
2,686,787.42	MISCELLANEOUS	1,632,338.49	32,460.05	0.00
<u>208,582,741.46</u>	TOTAL REVENUES	<u>164,554,585.73</u>	<u>3,013,792.81</u>	<u>15,191,551.50</u>
	EXPENDITURES:			
	CURRENT:			
30,322,058.20	GENERAL GOVERNMENT	25,980,784.96	635,136.89	0.00
27,049,888.15	PUBLIC SAFETY	25,974,722.28	0.00	0.00
34,289,504.79	JUDICIAL	30,617,890.04	0.00	0.00
17,098,938.64	COMMUNITY SERVICES	1,048,115.52	0.00	0.00
4,974,021.83	TRANSPORTATION	0.00	4,852,784.33	0.00
8,375,110.42	CAPITAL/CONSTRUCTION	0.00	0.00	0.00
500.00	DEBT SERVICE	0.00	0.00	500.00
<u>122,110,022.03</u>	TOTAL EXPENDITURES	<u>83,621,512.80</u>	<u>5,487,921.22</u>	<u>500.00</u>
86,472,719.43	EXCESS (DEFICIT) OF REVENUES OVER EXPENDITURES	80,933,072.93	(2,474,128.41)	15,191,051.50
	OTHER FINANCING SOURCES (USES):			
6,253,175.00	OPERATING TRANSFERS IN	155,734.01	0.00	0.00
(6,553,175.00)	OPERATING TRANSFERS OUT	(6,397,440.99)	0.00	0.00
86,172,719.43	EXCESS (DEFICIT) OF REVENUES AND OPERATING TRANSFERS OVER EXPENDITURES	74,691,365.95	(2,474,128.41)	15,191,051.50
	FUND BALANCES:			
<u>285,775,551.14</u>	BEGINNING OF PERIOD	<u>65,840,187.38</u>	<u>17,439,347.02</u>	<u>1,626,078.90</u>
<u>\$371,948,270.57</u>	END OF PERIOD	<u>\$140,531,553.33</u>	<u>\$14,965,218.61</u>	<u>\$16,817,130.40</u>

<u>CAPITAL PROJECTS</u>	<u>GRANT FUNDS</u>	<u>OTHER GOVERNMENTAL FUNDS</u>
\$0.00	\$0.00	\$0.00
0.00	302,880.75	2,365,046.19
0.00	0.00	0.00
129,380.20	19,232,778.52	2,676,051.78
81,951.72	3,682.52	9,050.86
<u>108,804.46</u>	<u>198,389.54</u>	<u>714,794.88</u>
320,136.38	19,737,731.33	5,764,943.71
0.00	1,218,446.17	2,487,690.18
0.00	690,710.34	384,455.53
0.00	2,848,756.94	822,857.81
0.00	13,290,492.40	2,760,330.72
0.00	121,237.50	0.00
6,677,239.34	1,568,087.98	129,783.10
<u>0.00</u>	<u>0.00</u>	<u>0.00</u>
<u>6,677,239.34</u>	<u>19,737,731.33</u>	<u>6,585,117.34</u>
(6,357,102.96)	0.00	(820,173.63)
5,552,041.98	0.00	545,399.01
<u>0.00</u>	<u>0.00</u>	<u>(155,734.01)</u>
(805,060.98)	0.00	(430,508.63)
<u>179,797,219.42</u>	<u>0.00</u>	<u>21,072,718.42</u>
<u>\$178,992,158.44</u>	<u>\$0.00</u>	<u>\$20,642,209.79</u>

TARRANT COUNTY, TEXAS
STATEMENT OF NET ASSETS
PROPRIETARY FUNDS
AS OF 12/31/2012

<u>COMBINED TOTAL</u>		<u>ENTERPRISE</u>	<u>INTERNAL SERVICE</u>
ASSETS			
\$19,497,163.32	CASH AND INVESTMENTS	\$2,897,970.78	\$16,599,192.54
1,334,466.15	OTHER RECEIVABLES (NET)	149,121.53	1,185,344.62
142,647.40	PREPAID EXPENSES AND INVENTORY	3,314.40	139,333.00
5,161,935.78	FIXED ASSETS (NET)	5,161,935.78	0.00
\$26,136,212.65	TOTAL ASSETS	\$8,212,342.49	\$17,923,870.16
LIABILITIES AND NET ASSETS			
LIABILITIES:			
\$776,423.97	ACCOUNTS PAYABLE	\$17,543.76	\$758,880.21
11,422,897.64	OTHER LIABILITIES	14,567.86	11,408,329.78
1,572,327.99	ADVANCE FROM CAPITAL PROJECT FUND	1,572,327.99	0.00
151,251.62	COMPENSATED ABSENCES	151,251.62	0.00
13,922,901.22	TOTAL LIABILITIES	1,755,691.23	12,167,209.99
NET ASSETS:			
12,213,311.43	NET ASSETS	6,456,651.26	5,756,660.17
12,213,311.43	TOTAL NET ASSETS	6,456,651.26	5,756,660.17
\$26,136,212.65	TOTAL LIABILITIES AND NET ASSETS	\$8,212,342.49	\$17,923,870.16

**TARRANT COUNTY, TEXAS
 COMBINED STATEMENT OF REVENUES, EXPENSES
 AND CHANGES IN FUND NET ASSETS
 PROPRIETARY FUNDS
 FOR THE THREE (3) MONTHS ENDED 12/31/2012**

COMBINED TOTAL		ENTERPRISE	INTERNAL SERVICE
	OPERATING REVENUES:		
\$748,338.71	BUILDING RENTALS	\$748,338.71	\$0.00
4,028,129.22	USER FEES	0.00	4,028,129.22
13,321,458.50	COUNTY CONTRIBUTIONS	0.00	13,321,458.50
137,396.25	OTHER REVENUES	62,563.30	74,832.95
18,235,322.68	TOTAL OPERATING REVENUES	810,902.01	17,424,420.67
	OPERATING EXPENSES:		
286,376.61	PERSONNEL	286,376.61	0.00
226,293.76	BUILDING AND EQUIPMENT	223,873.10	2,420.66
94,107.91	DEPRECIATION AND AMORTIZATION	94,107.91	0.00
13,484,014.63	SELF INSURANCE CLAIMS	0.00	13,484,014.63
1,437,874.79	INSURANCE PREMIUMS	26,174.00	1,411,700.79
676,403.55	ADMINISTRATION	0.00	676,403.55
194,218.56	OTHER EXPENSES	24,361.25	169,857.31
16,399,289.81	TOTAL OPERATING EXPENSES	654,892.87	15,744,396.94
1,836,032.87	OPERATING INCOME (LOSS)	156,009.14	1,680,023.73
	NON-OPERATING REVENUE (EXPENSE):		
8,260.96	INTEREST INCOME	1,283.94	6,977.02
1,844,293.83	NET INCOME (LOSS) BEFORE TRANSFERS	157,293.08	1,687,000.75
	OPERATING TRANSFERS:		
300,000.00	OPERATING TRANSFERS IN	0.00	300,000.00
0.00	OPERATING TRANSFERS OUT	0.00	0.00
2,144,293.83	NET INCOME (LOSS)	157,293.08	1,987,000.75
	NET ASSETS:		
10,069,017.60	BEGINNING OF PERIOD	6,299,358.18	3,769,659.42
\$12,213,311.43	END OF PERIOD	\$6,456,651.26	\$5,756,660.17

**TARRANT COUNTY, TEXAS
 COMBINED BALANCE SHEET
 AGENCY FUNDS
 AS OF 12/31/2012**

COMBINED TOTAL		PAYROLL CLEARING	FEE OFFICE
ASSETS			
\$75,004,225.66	CASH AND INVESTMENTS	\$3,448,729.44	\$71,555,496.22
45,291.34	OTHER RECEIVABLES	45,291.34	0.00
2,548,472,691.60	FEE OFFICE RECEIVABLE	0.00	2,548,472,691.60
78,870,192.28	RESTRICTED ASSETS	0.00	78,870,192.28
\$2,702,392,400.88	TOTAL ASSETS	\$3,494,020.78	\$2,698,898,380.10
LIABILITIES AND FUND BALANCE			
\$5,169.38	ACCOUNTS PAYABLE	\$5,169.38	\$0.00
2,702,387,231.50	OTHER LIABILITIES	3,488,851.40	2,698,898,380.10
\$2,702,392,400.88	TOTAL LIABILITIES AND FUND BALANCE	\$3,494,020.78	\$2,698,898,380.10

TARRANT COUNTY, TEXAS
NOTES TO COMBINED FINANCIAL STATEMENTS
FOR THE THREE (3) MONTHS ENDED 12/31/2012

I. SUMMARY OF SIGNIFICANT ACCOUNTING POLICIES:

Reporting Entity

The accompanying financial statements reflect the funds and accounts of the financial reporting entity Tarrant County, Texas (the "County"), as of December 2012 and for the three months then ended. Other components of the County not included in the accompanying financial statements include, Tarrant County Hospital District, Tarrant County Mental Health and Mental Retardation Services, Tarrant County Industrial Development Corporation, Tarrant County Health Facilities Development Corporation, Tarrant County Cultural Education Facilities Finance Corporation, and Tarrant County Housing Financing Corporation. These components are technically a part of the "reporting entity" because of the budgetary oversight responsibility by the Commissioners' Court of Tarrant County. These components however are unrelated to the financial condition and results of operations of the County, and have been excluded from the accompanying financial statements. Separate financial statements of these entities are available upon request.

Revenue Recognition

Revenue is generally recognized on the modified accrual basis. Under this method of accounting, revenues are recognized when susceptible to accrual, i.e., both measurable and available. The primary revenue sources susceptible to accrual are property taxes, fines and fees due to fee offices which are recognized as deferred revenue until cash is received. Other sources are generally not measurable until received in cash.

Expenditure Recognition

Expenditures are recorded when incurred. Expenditures for principal and interest on long-term debt are recorded when due. The accrual basis of accounting is utilized in the proprietary funds. Encumbrances are not included as expenditures.

Budget Basis Reporting

The budget is prepared utilizing a modified cash basis of accounting, with adjustments for encumbrances, as allowed by state statutes. Budget basis information is presented in the accompanying "Budgetary Information" section at a summary level. Budget information at the legal level of control is available upon request.

Investment Income Allocation

To maximize investment earnings on "idle" cash and cash equivalents, a "pooled cash" concept is utilized. Under this concept nearly all deposits are maintained in the same bank account and are invested on a daily basis. Generally, interest earnings are allocated to each fund based on the funds relative percentage of the total pool.

Compensated Absences

Accumulated unpaid vacation leave and vested sick pay have been recorded in the Enterprise Fund for the Resource Connection. An additional amount has been accrued for salary related payments associated with the payment of compensated absences. The amount of compensated absences for the remaining governmental funds is \$38,420,729 which is reported in the comprehensive annual financial report.

Incurred But Not Reported

Included in the "Other Liabilities" of the Internal Service fund's Employee Benefits is \$2,300,000 of incurred but not reported medical and drug claims.

TARRANT COUNTY, TEXAS
NOTES TO COMBINED FINANCIAL STATEMENTS
FOR THE THREE (3) MONTHS ENDED 12/31/2012

II. BASIS OF PRESENTATION:

The accounts of the County are organized and operated on the basis of funds, each of which is considered a separate accounting entity. Government resources are allocated to and accounted for in individual funds based on the purpose for which they are to be spent and the means by which spending activities are controlled.

Funds are classified into three categories: Governmental, Proprietary and Fiduciary. Each category is divided into separate fund types. The following fund types are used by the County.

Governmental Funds: Used to account for all or most of a government's general activity.

General Fund – used to account for the general operations of the County.

Road and Bridge Fund – used to account for the collection and expenditure of those monies designated to be spent for acquisition, construction and maintenance of county roads and bridges.

Debt Service Fund – used to account for accumulation of resources and for the payment of general long-term debt principal, interest, and related costs.

Capital Projects Funds – used to account for financial resources to be used for the acquisition and/or construction of major capital facilities.

Grant Funds – used to account for the activities conducted under the many grant agreements between the County and various state and federal organizations.

Other Governmental Funds – used to account for specific revenue sources which are legally restricted to expenditures for specified purposes.

Proprietary Funds: Used to account for operations that are financed in a manner similar to those in the private sector, where the determination of net income is appropriate for sound financial administration.

Enterprise Fund – used to account for operations that are financed and operated in a manner similar to private enterprise where the County's intent is to provide goods or services to the public on a continuing basis financed primarily through user charges. The County operates two enterprise funds, the Resource Connection and Oil and Gas Royalty.

Internal Service Funds – used to account for the various self-insurance activities for the County.

Fiduciary Funds: Used to account for assets held by the County in a trustee or agency capacity for others and therefore cannot be used to support the government's own programs. The County has two fiduciary agency funds: Payroll Clearing and Fee Office funds. The Fee Office fund accounts for monies still in the custody of the fee officers. It includes tax collections in behalf of other taxing jurisdictions and restricted assets of court ordered trust funds administered by the County Clerk and District Clerk.

**TARRANT COUNTY, TEXAS
NOTES TO COMBINED FINANCIAL STATEMENTS
FOR THE THREE (3) MONTHS ENDED 12/31/2012**

III. NEGATIVE CASH BALANCES:

The following funds have negative cash balances at the balance sheet date. This occurs when expenditures exceed revenue collection. The General Fund has advanced money to these Funds thereby, allowing for continued operation of the related programs. These advances by the General Fund have been reflected in the accompanying combined balance sheet as Due from other funds. The advances also represent a loss of investment earnings to the General Fund and are not a reimbursable item by the grantor under reimbursing grant agreements.

Most negative cash balances arise in the County's reimbursing grant programs. These programs require the payment of expenditures prior to the reimbursement by the grantor. These cash deficits have existed for years and do not create any major concerns. However, this information is helpful to the reader of the financial statements to provide a fuller understanding of the details of County operations.

<u>FUND</u>	<u>DEFICIT</u>
F0025 DHHS-RYAN WHITE TITLE IV PART D	\$ 12,293.79
F0027 RYAN WHITE PART C - OUTPATIENT EIS PROGRAM	127,193.64
F0028 RYAN WHITE HIV/AIDS TREATMENT PART A	425,633.28
F0031 HIV/STATE SERVICES	59,241.19
F0033 SURVEILLANCE	16,403.73
F0035 HIV PREV	240,605.03
F0038 STD/HIV OPER	60,385.94
F0040 TDFPS-COMMUNITY YOUTH DEVELOPMENT	35,046.99
F0045 TB/PC-TB CONTROL & PREVENTION (CLINIC)	105,075.82
F0046 TUBERCULOSIS - PREVENTION AND CONTROL	93,134.15
F0047 REFUGEE HEALTH	157,037.93
F0048 ADVANCE PRACTICE CENTER - NACCHO	80,554.69
F0051 IMMUNIZATIONS	75,904.84
F0054 INFECTIOUS DISEASE CONTROL UNIT/FLU-LAB	1,345.79
F0057 PREPAREDNESS AND PREVENTION COMMUNITY SECTION	12,856.38
F0058 DFCHS - HEALTHY TEXAS BABIES	4,796.00
F0060 WIC CARD PARTICIPATION	1,203,171.61
F0061 DSHS-OBESITY PREVENTION GRANT	61.91
F0062 ESSENTIAL HEALTH SERVICES OFFICE OF PUBLIC HEALTH	88,796.05
F0066 LABORATORY RESPONSE NETWORK-HPP	3,900.36
F0093 NURSE FAMILY PARTNERSHIP GRANT	113,290.07
F0095 CDC-UNTHSC-TUBERCULOSIS EPIDEMIOLOGIC RESEARCH	5,801.64
F3200 RYAN WHITE PART B	108,620.46
F3700 HIV / H.O.P.W.A.	13,169.84
F4200 BIOTERRORISM PREPAREDNESS - LAB	27,753.25
F4300 BIOTERRORISM FORMULA	265,043.61
F4400 DSHS-C.R.I - CITIES READINESS INITIATIVE	33,411.94
G0008 CJD - FAMILY DRUG COURT	10,335.06
G0012 VETERANS COURT PROGRAM	48,921.22

**TARRANT COUNTY, TEXAS
NOTES TO COMBINED FINANCIAL STATEMENTS
FOR THE THREE (3) MONTHS ENDED 12/31/2012**

III. NEGATIVE CASH BALANCES (CONT'D):

<u>FUND</u>	<u>DEFICIT</u>
G0016 CJD-SUBSTANCE ABUSE FELONY PUNISHMENT FACILITY AND INTENSIVE	9,318.01
G0018 CJD-REACHING INDEPENDENCE THROUGH SELF EMPOWERMENT (RISE)	15,031.16
G0060 JUVENILE ACCOUNTABILITY INCENTIVE BLOCK GRANT	62,221.05
G0061 LIFESKILLS TRAINING	13,066.66
G0062 FIRST OFFENDER PROGRAM	8,736.00
G0065 VICTIMS ASSISTANCE GRANT-VOCA	20,675.55
G0081 VAWA - PROTECTIVE ORDER UNIT	23,743.02
G0082 CJD-DISTRICT ATTORNEY BILINGUAL VICTIM ASSISTANCE COORD	16,474.16
G0084 D.I.R.E.C.T. PROGRAM	21,820.90
G0085 MENTAL HEALTH DIVERSION COURT PROGRAM	19,811.30
G0089 FELONY ALCOHOL INTERVENTION PROGRAM (CJD)	35,095.61
G0090 DOMESTIC VIOLENCE INTERVENTION PROGRAM - PRETRIAL DIVERSION	49,921.99
H0041 HOME ADMINISTRATIVE FUNDS	254,011.47
H0042 COMMUNITY DEVELOPMENT BLOCK GRANT ADMINISTRATIVE FUNDS	1,968,675.40
H0045 NEIGHBORHOOD STABILIZATION PROGRAM (NSP)	13,566.12
H0061 Housing Opportunities for Persons with AIDS (HOPWA)	30,014.39
H0071 EMERGENCY SHELTER PROGRAM	57,040.40
H0500 SUPPORTIVE HOUSING PROGRAM	300,015.95
L0015 OJP - DOJ-NIJ-FORENSIC LABORATORY LIMS ENHANCEMENT PGRM	2,712.82
L0016 CSCD HONEST OPPORTUNITY PROBATION W/ ENFORCEMENT	59,907.19
M0008 CITY OF FORT WORTH- JAG (MENTAL HEALTH LIAISON)	9,803.33
M0010 ADULT DRUG COURT- JAG	10,899.42
M0014 ACCESS AND VISITATION GRANT	9,500.00
M0022 AUTO THEFT TASK FORCE	68,650.32
M0027 HELP AMERICA VOTE ACT - GENERAL HAVA COMPLIANCE	849,065.45
M0040 HOMELAND SECURITY GRANT PROGRAM	62,051.26
M0044 TXDOT COURTESY PATROL PROGRAM	295,492.71
M0048 BILINGUAL VICTIMS ASSISTANCE COORDINATOR	10,052.65
M0066 TXDOT-TRAFFIC SAFETY FOR EXPANSION OF THE DWI NO REFUSAL	747.00
M0067 PRE MITIGATION DISASTER GRANT PROGRAM - 205 BOB WHITE TRAIL	121,237.50
M0140 HOMELAND SECURITY GRANT PROGRAM (GDEM)	223,535.83
P0011 STATE FINANCIAL ASSISTANCE FUND FY13	68,443.67
P0016 TJPC-SPECIAL NEEDS DIVERSIONARY PROGRAM	1,950.55
P0027 TJPC-JJAEP	171,301.49
R0013 SECTION 8 - HOUSING VOUCHERS	219,190.29
R0031 HUD DISASTER VOUCHER ASSISTANCE	36,522.67
R0032 SHELTER PLUS CARE	424.15
T0049 DALLAS WATER UTILITIES CONTAMINATION WARNING SYSTEM	44,680.00
SUB-TOTAL GRANTS	<u>\$ 8,615,193.65</u>
G1100 8th ADMIN JUDICIAL REGION	147.33
T0400 PUBLIC HEALTH	323,921.92
T3000 DA - JPS CONTRACT	4,997.39
T3100 TC EMERGENCY SERVICES DISTRICT #1	10,936.25
T3200 JPS CORRECTIONAL HEALTH ADMINISTRATOR	31,194.55
T7100 CONTRACT ELECTIONS	1,983,662.51
	<u>\$ 10,970,053.60</u>

TARRANT COUNTY, TEXAS
NOTES TO COMBINED FINANCIAL STATEMENTS
FOR THE THREE (3) MONTHS ENDED 12/31/2012

IV. CAPITAL ASSETS:

A summary of the Governmental Funds' capital assets follows:

	<u>Balance</u> <u>October 1, 2012</u>	<u>Additions</u>	<u>Disposals/ Adjustments</u>	<u>Balance</u> <u>December 31, 2012</u>
Land and land improvements	\$ 55,032,621.02	\$ 44,019.00		\$ 55,076,640.02
Building and improvements	389,846,457.98	336,169.41	\$ 4,495,241.66	394,677,869.05
Construction in progress	18,038,440.71	4,503,029.29	(4,495,241.66)	18,046,228.34
Fixed equipment	113,784,091.05	1,112,350.87	(271,887.00)	114,624,554.92
Infrastructure	96,765,964.84			96,765,964.84
	<u>\$ 673,467,575.60</u>	<u>\$ 5,995,568.57</u>	<u>\$ (271,887.00)</u>	<u>\$ 679,191,257.17</u>

V. SCHEDULE OF OUTSTANDING BONDED DEBT:

	<u>AMOUNT</u>	<u>INTEREST RATES</u>
2004 - Limited Tax Refunding & Improvement Bonds	22,895,000	4.00% to 5.00%
2005 - Limited Tax Refunding Bonds	30,175,000	4.00% to 5.00%
2006 - General Obligation	64,085,000	4.10% to 5.00%
2007 - General Obligation	43,535,000	4.50% to 5.25%
2008 - General Obligation	91,805,000	3.50% to 5.00%
2010 - Limited Tax Refunding & Improvement Bonds	65,230,000	3.00% to 5.00%
Total Outstanding Bonded Debt	<u>\$ 317,725,000</u>	

Arbitrage provisions of the Internal Revenue Tax Act of 1986 require the County to rebate excess arbitrage earnings from bond proceeds to the federal government. This amount was estimated to be \$5,869.00 as of December 31, 2012.

VI. FEE OFFICE FINANCIAL STATUS:

These financial statements reflect financial balances as of the date indicated below for the fee offices of the County:

<u>OFFICE</u>	<u>AS OF</u>	<u>OFFICE</u>	<u>AS OF</u>
Tax Assessor/Collector	November 30, 2012	Child Support	November 30, 2012
County Clerk	November 30, 2012	Child Support – Trust	November 30, 2012
Sheriff	November 30, 2012	Justice of Peace 1	November 30, 2012
Constable 1	November 30, 2012	Justice of Peace 2	November 30, 2012
Constable 2	November 30, 2012	Justice of Peace 3	November 30, 2012
Constable 3	November 30, 2012	Justice of Peace 4	November 30, 2012
Constable 4	November 30, 2012	Justice of Peace 5	November 30, 2012
Constable 5	November 30, 2012	Justice of Peace 6	November 30, 2012
Constable 6	November 30, 2012	Justice of Peace 7	November 30, 2012
Constable 7	November 30, 2012	Justice of Peace 8	November 30, 2012
Constable 8	November 30, 2012	Community Supervision	
District Attorney	November 30, 2012	& Corrections	November 30, 2012
District Clerk	November 30, 2012	Domestic Relations	November 30, 2012

**TARRANT COUNTY, TEXAS
NOTES TO COMBINED FINANCIAL STATEMENTS
FOR THE THREE (3) MONTHS ENDED 12/31/2012**

VII. CONTINGENCIES:

The County is self-insured for workers' compensation, automobile bodily injury and property damage, comprehensive general liability and all self-insured retentions for existing policies. At December 31, 2012, \$7,232,709 has been accrued, based on an actuarial assessment, to provide for potential losses resulting from pending or threatened litigation, asserted claims and claims incurred but not reported.

VIII. INVESTMENTS:

All investment securities are purchased on the basis of "Delivery vs. Payment" and are held at JPMorgan Chase Bank – Dallas by the Safekeeping Department in a segregated account in the name of Tarrant County, Texas. "Delivery vs. Payment" means that the County's money is not released until the securities are delivered to the Safekeeping Department.

All securities held and transactions executed during the period conform to the requirements of the Government Code Section 2256, The Public Funds Investment Act, and the Tarrant County Investment Policy, as adopted by the Commissioners Court on November 20, 2012.

<u>DESCRIPTION</u>		<u>BOOK VALUE</u>	<u>MARKET VALUE</u>
	Current Month Average Rate		
JPMorgan Chase Certificate of Deposit 4/26/12-4/26/13	0.27%	\$ 50,002,250	\$ 50,002,250
JPMorgan Chase Savings	0.30%	20,118,724	20,118,724
JPMorgan Chase Savings II	0.15%	30,052,347	30,052,347
Lone Star Investment Pool	0.15%	79,380,688	79,380,688
Texas CLASS Investment Pool	0.21%	1,354,914	1,354,914
TexStar Investment Pool	0.16%	87,694,385	87,694,385
LOGIC Investment Pool	0.18%	1,273,463	1,273,463
TexPool Investment Pool	0.15%	<u>88,457,536</u>	<u>88,457,536</u>
TOTAL INVESTMENTS		<u>\$ 358,334,307</u>	<u>\$ 358,334,307</u>

Governmental Accounting Standards Board (GASB) Statement 31 requires that the book value of securities reflect the current market value. Currently the County does not hold any security investments, therefore no adjustment is required under GASB Statement 31.

**TARRANT COUNTY, TEXAS
CAPITAL PROJECT FUNDS
FUND DESCRIPTIONS**

FUND 451 - NON-DEBT CAPITAL FUND

This fund was established to account for capital acquisitions funded from County auction proceeds, operating transfers from general fund, gas signing bonuses and gas royalties.

FUND 432 - 2002 CERTIFICATES OF OBLIGATION FUND

This fund was established to account for the expenditures of the proceeds of Certificates of Obligation issued to fund capital acquisitions originally approved in the 2002 fiscal year budget.

FUND 475 – 1998 BOND ELECTION FUND

This fund was established to account for the expenditure of the proceeds of General Obligation Bonds issued to fund capital acquisitions originally approved by the voters, primarily for the construction of the law center.

FUND 476 – 2006 BOND ELECTION FUND

This fund was established to account for the expenditure of the proceeds of General Obligation Bonds issued to fund capital acquisitions originally approved by the voters.

FUND 477 – 2006 BOND ELECTION-TRANSPORTATION FUND

This fund was established to account for the expenditure of the proceeds of General Obligation Bonds issued to fund transportation projects originally approved by the voters.

**TARRANT COUNTY, TEXAS
COMBINING BALANCE SHEET
CAPITAL PROJECTS FUNDS
AS OF 12/31/2012**

<u>COMBINED TOTAL</u>		<u>NON-DEBT CAPITAL</u>	<u>2002 CERTIFICATES OF OBLIGATION</u>	<u>1998 BOND ELECTION</u>
ASSETS				
\$178,555,509.08	CASH AND INVESTMENTS	\$42,602,118.68	\$0.00	\$154,500.84
404,761.84	OTHER RECEIVABLES	404,761.84	0.00	0.00
<u>1,572,327.99</u>	ADVANCE TO ENTERPRISE FUND	<u>0.00</u>	<u>1,572,327.99</u>	<u>0.00</u>
<u>\$180,532,598.91</u>	TOTAL ASSETS	<u>\$43,006,880.52</u>	<u>\$1,572,327.99</u>	<u>\$154,500.84</u>
LIABILITIES AND FUND BALANCE				
LIABILITIES:				
\$1,534,571.47	ACCOUNTS PAYABLE	\$470,612.51	\$0.00	\$19.92
<u>5,869.00</u>	OTHER LIABILITIES	<u>0.00</u>	<u>0.00</u>	<u>5,869.00</u>
1,540,440.47	TOTAL LIABILITIES	470,612.51	0.00	5,888.92
FUND BALANCE :				
<u>178,992,158.44</u>	FUND BALANCE	<u>42,536,268.01</u>	<u>1,572,327.99</u>	<u>148,611.92</u>
<u>\$180,532,598.91</u>	TOTAL LIABILITIES AND FUND BALANCE	<u>\$43,006,880.52</u>	<u>\$1,572,327.99</u>	<u>\$154,500.84</u>

<u>2006 BOND ELECTION</u>	<u>2006 BOND ELECTION TRANSPORTATION</u>
\$82,980,819.26	\$52,818,070.30
0.00	0.00
<u>0.00</u>	<u>0.00</u>
<u>\$82,980,819.26</u>	<u>\$52,818,070.30</u>

\$1,059,283.55	\$4,655.49
0.00	0.00
<u>1,059,283.55</u>	<u>4,655.49</u>

<u>81,921,535.71</u>	<u>52,813,414.81</u>
<u>\$82,980,819.26</u>	<u>\$52,818,070.30</u>

TARRANT COUNTY, TEXAS
COMBINING STATEMENT OF REVENUES AND EXPENDITURES
AND CHANGES IN FUND BALANCE
CAPITAL PROJECTS FUNDS
FOR THE THREE (3) MONTHS ENDED 12/31/2012

<u>COMBINED TOTAL</u>		<u>NON-DEBT CAPITAL</u>	<u>2002 CERTIFICATES OF OBLIGATION</u>	<u>1998 BOND ELECTION</u>
REVENUES:				
\$129,380.20	INTERGOVERNMENTAL	\$129,380.20	\$0.00	\$0.00
81,951.72	INVESTMENT INCOME	19,749.41	0.00	113.33
<u>108,804.46</u>	MISCELLANEOUS	<u>108,804.46</u>	<u>0.00</u>	<u>0.00</u>
320,136.38	TOTAL REVENUES	257,934.07	0.00	113.33
EXPENDITURES:				
<u>6,677,239.34</u>	CAPITAL/CONSTRUCTION	<u>5,002,006.30</u>	<u>0.00</u>	<u>3,177.52</u>
<u>6,677,239.34</u>	TOTAL EXPENDITURES	<u>5,002,006.30</u>	<u>0.00</u>	<u>3,177.52</u>
(6,357,102.96)	EXCESS (DEFICIT) OF REVENUES OVER EXPENDITURES	(4,744,072.23)	0.00	(3,064.19)
OTHER FINANCING SOURCES (USES):				
5,552,041.98	OPERATING TRANSFERS IN	5,552,041.98	0.00	0.00
<u>0.00</u>	OPERATING TRANSFERS OUT	<u>0.00</u>	<u>0.00</u>	<u>0.00</u>
(805,060.98)	EXCESS (DEFICIT) OF REVENUES AND OPERATING TRANSFERS OVER EXPENDITURES	807,969.75	0.00	(3,064.19)
FUND BALANCE (DEFICIT):				
179,797,219.42	BEGINNING OF PERIOD	41,728,298.26	1,572,327.99	151,676.11
<u>\$178,992,158.44</u>	END OF PERIOD	<u>\$42,536,268.01</u>	<u>\$1,572,327.99</u>	<u>\$148,611.92</u>

<u>2006 BOND ELECTION</u>	<u>2006 BOND ELECTION TRANSPORTATION</u>
\$0.00	\$0.00
37,856.25	24,232.73
<u>0.00</u>	<u>0.00</u>
37,856.25	24,232.73
<u>1,226,595.64</u>	<u>445,459.88</u>
<u>1,226,595.64</u>	<u>445,459.88</u>
(1,188,739.39)	(421,227.15)
0.00	0.00
<u>0.00</u>	<u>0.00</u>
(1,188,739.39)	(421,227.15)
<u>83,110,275.10</u>	<u>53,234,641.96</u>
<u><u>\$81,921,535.71</u></u>	<u><u>\$52,813,414.81</u></u>



**TARRANT COUNTY, TEXAS
OTHER GOVERNMENTAL FUNDS
FUND DESCRIPTION**

FUND 241 - LAW LIBRARY FUND

This fund was established, pursuant to State statutes, to account for the collection and expenditure of monies collected in civil cases supporting the Tarrant County Law Library.

FUND 251 - VEHICLE INVENTORY TAX FUND

This fund was established, pursuant to State statutes, to account for any interest earnings generated from the vehicle inventory tax, which the collector shall retain to defray the cost of collecting this tax. The Tax Assessor has discretion over the use of this fund.

RECORDS PRESERVATION FUNDS

These funds were established, pursuant to State statutes, to account for the collection and expenditure of monies collected for the preservation and automation of County records. These funds are further described on page 27.

FUND 242 - EDUCATION FUND

This fund was established, pursuant to State statutes, to account for the collection and expenditure of monies collected to provide for the continuing education of those officials and employees associated with the probate courts and certain law enforcement offices.

FUND T04 - PUBLIC HEALTH CONTRACT

The Tarrant County Hospital District provides funding for the operation of the Tarrant County Health Department in an effort to aggregate the cost of health service to Tarrant County residents. This funding arrangement began in 1999. These costs were previously paid from the County's General fund.

FUND 223 - CONSUMER HEALTH FUND

This fund was established, pursuant to State statutes, to account for the collection of food permit fees and expenditures incurred in connection with issuing permits and conducting inspections.

COURT DESIGNATED FUNDS

These funds were established to account for the collection and expenditures of court ordered fees, pursuant to State statutes. These funds are further described on page 33.

FUNDS (D62-D87) - DISTRICT ATTORNEY CONTRACTS

These funds are used to account for monies collected by the District Attorney which are used in the investigation of criminal activities. These monies consist primarily of fees for bad checks and forfeited monies resulting from narcotics related convictions.

FUNDS (S43-S97) – SHERIFF CONTRACTS

These funds are used to account for monies collected by activities in the Sheriff Department. These activities include fees from operation of the jail commissary which are used for the benefit of the jail inmates. Some of these funds are the custody of the Sheriff. Monies are also collected from forfeitures resulting from narcotics related activities.

FUNDS (T05-T99) – MISCELLANEOUS CONTRACTS

These funds are used to account for monies received by Tarrant County as contributions for specified purposes.

**TARRANT COUNTY, TEXAS
COMBINING BALANCE SHEET
OTHER GOVERNMENTAL FUNDS
AS OF 12/31/2012**

<u>COMBINED TOTAL</u>		<u>LAW LIBRARY</u>	<u>VEHICLE INVENTORY TAX</u>	<u>RECORDS PRESERVATION FUNDS</u>	<u>EDUCATION</u>
ASSETS					
\$23,126,325.52	CASH AND INVESTMENTS	\$511,266.70	\$306,842.98	\$11,458,495.34	\$102,574.87
3,525,039.77	OTHER RECEIVABLES	1,616.00	0.00	1,322.95	0.00
49,149.16	PREPAID EXPENSES AND INVENTORY	267.75	0.00	5,728.24	0.00
<u>\$26,700,514.45</u>	TOTAL ASSETS	<u>\$513,150.45</u>	<u>\$306,842.98</u>	<u>\$11,465,546.53</u>	<u>\$102,574.87</u>
LIABILITIES AND FUND BALANCE					
LIABILITIES:					
\$187,216.01	ACCOUNTS PAYABLE	\$22,819.94	\$0.00	\$23,722.01	\$28.94
3,428,828.70	OTHER LIABILITIES	6,361.44	938.09	34,430.45	0.00
2,354,859.95	DUE TO OTHER FUNDS	0.00	0.00	0.00	0.00
87,400.00	DEFERRED REVENUE	0.00	0.00	0.00	0.00
6,058,304.66	TOTAL LIABILITIES	29,181.38	938.09	58,152.46	28.94
FUND BALANCE :					
20,642,209.79	FUND BALANCES	483,969.07	305,904.89	11,407,394.07	102,545.93
<u>\$26,700,514.45</u>	TOTAL LIABILITIES AND FUND BALANCE	<u>\$513,150.45</u>	<u>\$306,842.98</u>	<u>\$11,465,546.53</u>	<u>\$102,574.87</u>


<u>PUBLIC HEALTH CONTRACT</u>	<u>CONSUMER HEALTH</u>	<u>COURT DESIGNATED FUNDS</u>	<u>DISTRICT ATTORNEY CONTRACTS</u>	<u>SHERIFF CONTRACTS</u>	<u>MISCELLANEOUS CONTRACTS</u>
\$0.00	\$453,548.59	\$2,305,637.45	\$3,296,292.50	\$2,297,804.55	\$2,393,862.54
2,439,578.00	0.00	1,148.34	0.00	0.00	1,081,374.48
13,868.25	0.00	0.00	11,818.00	17,466.92	0.00
<u>\$2,453,446.25</u>	<u>\$453,548.59</u>	<u>\$2,306,785.79</u>	<u>\$3,308,110.50</u>	<u>\$2,315,271.47</u>	<u>\$3,475,237.02</u>

\$67,046.72	\$441.02	\$151.45	\$1,193.01	\$46,464.66	\$25,348.26
145,204.94	17,183.87	2,959.97	3,186,267.59	14,484.80	20,997.55
323,921.92	0.00	0.00	0.00	0.00	2,030,938.03
0.00	0.00	0.00	0.00	0.00	87,400.00
536,173.58	17,624.89	3,111.42	3,187,460.60	60,949.46	2,164,683.84
<u>1,917,272.67</u>	<u>435,923.70</u>	<u>2,303,674.37</u>	<u>120,649.90</u>	<u>2,254,322.01</u>	<u>1,310,553.18</u>
<u>\$2,453,446.25</u>	<u>\$453,548.59</u>	<u>\$2,306,785.79</u>	<u>\$3,308,110.50</u>	<u>\$2,315,271.47</u>	<u>\$3,475,237.02</u>

TARRANT COUNTY, TEXAS
COMBINING STATEMENT OF REVENUES AND EXPENDITURES
AND CHANGES IN FUND BALANCE
OTHER GOVERNMENTAL FUNDS
FOR THE THREE (3) MONTHS ENDED 12/31/2012

COMBINED TOTAL		LAW LIBRARY	VEHICLE INVENTORY TAX	RECORDS PRESERVATION FUNDS	EDUCATION
	REVENUES:				
\$2,365,046.19	FEES OF OFFICE	\$269,086.40	\$2.30	\$1,108,003.09	\$4,175.00
2,676,051.78	INTERGOVERNMENTAL	0.00	0.00	0.00	0.00
9,050.86	INVESTMENT INCOME	236.41	141.08	5,081.70	0.00
714,794.88	MISCELLANEOUS	5,592.48	0.00	126.04	0.00
<u>\$5,764,943.71</u>	TOTAL REVENUES	<u>274,915.29</u>	<u>143.38</u>	<u>1,113,210.83</u>	<u>4,175.00</u>
	EXPENDITURES:				
	CURRENT:				
2,487,690.18	GENERAL GOVERNMENT	0.00	13,163.52	624,240.23	0.00
384,455.53	PUBLIC SAFETY	0.00	0.00	0.00	3,583.54
822,857.81	JUDICIAL	22,135.09	0.00	83,015.16	6,604.97
2,760,330.72	COMMUNITY SERVICES	206,472.52	0.00	0.00	0.00
129,783.10	CAPITAL/CONSTRUCTION	0.00	1,660.38	73,612.34	0.00
<u>6,585,117.34</u>	TOTAL EXPENDITURES	<u>228,607.61</u>	<u>14,823.90</u>	<u>780,867.73</u>	<u>10,188.51</u>
(820,173.63)	EXCESS (DEFICIT) OF REVENUES OVER EXPENDITURES	46,307.68	(14,680.52)	332,343.10	(6,013.51)
	OTHER FINANCING SOURCES (USES):				
545,399.01	OPERATING TRANSFERS IN	0.00	0.00	0.00	0.00
(155,734.01)	OPERATING TRANSFERS OUT	0.00	0.00	0.00	0.00
(430,508.63)	EXCESS (DEFICIT) OF REVENUES AND OPERATING TRANSFERS OVER EXPENDITURES	46,307.68	(14,680.52)	332,343.10	(6,013.51)
	FUND BALANCES:				
<u>21,072,718.42</u>	BEGINNING OF PERIOD	<u>437,661.39</u>	<u>320,585.41</u>	<u>11,075,050.97</u>	<u>108,559.44</u>
<u>\$20,642,209.79</u>	END OF PERIOD	<u>\$483,969.07</u>	<u>\$305,904.89</u>	<u>\$11,407,394.07</u>	<u>\$102,545.93</u>

<u>PUBLIC HEALTH CONTRACT</u>	<u>CONSUMER HEALTH</u>	<u>COURT DESIGNATED FUNDS</u>	<u>DISTRICT ATTORNEY CONTRACTS</u>	<u>SHERIFF CONTRACTS</u>	<u>MISCELLANEOUS CONTRACTS</u>
\$375,454.13	\$216,494.20	\$376,554.43	\$11,951.64	\$0.00	\$3,325.00
2,439,578.00	0.00	37,380.56	0.00	0.00	199,093.22
324.28	213.17	1,005.61	0.00	991.54	1,057.07
<u>0.33</u>	<u>2,500.00</u>	<u>0.00</u>	<u>25,531.03</u>	<u>350,748.17</u>	<u>330,296.83</u>
2,815,356.74	219,207.37	414,940.60	37,482.67	351,739.71	533,772.12
21,196.82	0.00	66,816.69	0.00	0.00	1,762,272.92
0.00	0.00	0.00	0.00	239,054.91	141,817.08
0.00	0.00	61,485.82	444,418.76	0.00	205,198.01
2,288,842.37	231,726.93	0.00	0.00	0.00	33,288.90
<u>5,091.00</u>	<u>0.00</u>	<u>14,434.85</u>	<u>0.00</u>	<u>27,297.35</u>	<u>7,687.18</u>
<u>2,315,130.19</u>	<u>231,726.93</u>	<u>142,737.36</u>	<u>444,418.76</u>	<u>266,352.26</u>	<u>2,150,264.09</u>
500,226.55	(12,519.56)	272,203.24	(406,936.09)	85,387.45	(1,616,491.97)
0.00	0.00	0.00	545,399.01	0.00	0.00
<u>0.00</u>	<u>0.00</u>	<u>(140,457.37)</u>	<u>(11,951.64)</u>	<u>0.00</u>	<u>(3,325.00)</u>
500,226.55	(12,519.56)	131,745.87	126,511.28	85,387.45	(1,619,816.97)
<u>1,417,046.12</u>	<u>448,443.26</u>	<u>2,171,928.50</u>	<u>(5,861.38)</u>	<u>2,168,934.56</u>	<u>2,930,370.15</u>
<u>\$1,917,272.67</u>	<u>\$435,923.70</u>	<u>\$2,303,674.37</u>	<u>\$120,649.90</u>	<u>\$2,254,322.01</u>	<u>\$1,310,553.18</u>



**TARRANT COUNTY, TEXAS
RECORDS PRESERVATION FUNDS
FUND DESCRIPTION**

FUND 211 - RECORDS PRESERVATION & AUTOMATION FUND - FILINGS

This fund was established, pursuant to State statutes, to account for the collection and expenditure of monies collected from filing fees to allow for the preservation and automation of County records. The County Clerk has discretion over the use of this fund.

FUND 212 - RECORDS PRESERVATION & AUTOMATION FUND - CONVICTIONS

This fund was established, pursuant to State statutes, to account for the collection and expenditure of monies collected in court for the preservation and automation of County records.

FUND 213 - RECORDS PRESERVATION & RESTORATION FUND

This fund was established, pursuant to State statutes, to account for the collection and expenditure of monies collected from filing fees for the preservation and restoration of County records.

FUND 214 - COURT RECORD PRESERVATION FUND

This fund was established, pursuant to State statutes, to account for the collection and expenditure of monies collected from filing fees for the preservation and restoration of County records.

FUND 215 – DISTRICT COURT RECORDS TECHNOLOGY (ARCHIVE) FUND

This fund was established, pursuant to State statutes, to account for the collection and expenditure of monies collected from filing fees for the preservation and restoration of district court records archives.

**TARRANT COUNTY, TEXAS
COMBINING BALANCE SHEET
RECORD PRESERVATION FUNDS
AS OF 12/31/2012**

<u>COMBINED TOTAL</u>		<u>RECORDS PRESERVATION & AUTOMATION -FILINGS</u>	<u>RECORDS PRESERVATION & AUTOMATION -CONVICTIONS</u>	<u>RECORDS PRESERVATION & RESTORATION</u>
ASSETS				
\$11,458,495.34	CASH AND INVESTMENTS	\$4,222,923.67	\$234,970.94	\$5,721,672.38
1,322.95	OTHER RECEIVABLES	0.00	649.95	0.00
<u>5,728.24</u>	PREPAID EXPENSES AND INVENTORY	<u>0.00</u>	<u>0.00</u>	<u>5,728.24</u>
<u>\$11,465,546.53</u>	TOTAL ASSETS	<u>\$4,222,923.67</u>	<u>\$235,620.89</u>	<u>\$5,727,400.62</u>
LIABILITIES AND FUND BALANCE				
LIABILITIES:				
\$23,722.01	ACCOUNTS PAYABLE	\$168.63	\$21,566.15	\$0.00
<u>34,430.45</u>	OTHER LIABILITIES	<u>14,769.10</u>	<u>8,613.61</u>	<u>10,240.52</u>
58,152.46	TOTAL LIABILITIES	14,937.73	30,179.76	10,240.52
FUND BALANCE :				
<u>11,407,394.07</u>	FUND BALANCES	<u>4,207,985.94</u>	<u>205,441.13</u>	<u>5,717,160.10</u>
<u>\$11,465,546.53</u>	TOTAL LIABILITIES AND FUND BALANCE	<u>\$4,222,923.67</u>	<u>\$235,620.89</u>	<u>\$5,727,400.62</u>

<u>COURT RECORD PRESERVATION</u>	<u>DISTRICT COURT RECORDS TECHNOLOGY (ARCHIVE)</u>
\$850,607.91	\$428,320.44
430.00	243.00
<u>0.00</u>	<u>0.00</u>
<u>\$851,037.91</u>	<u>\$428,563.44</u>


\$1,987.23	\$0.00
<u>807.22</u>	<u>0.00</u>
2,794.45	0.00

<u>848,243.46</u>	<u>428,563.44</u>
<u>\$851,037.91</u>	<u>\$428,563.44</u>

TARRANT COUNTY, TEXAS
COMBINING STATEMENT OF REVENUES AND EXPENDITURES
AND CHANGES IN FUND BALANCE
RECORDS PRESERVATION FUNDS
FOR THE THREE (3) MONTHS ENDED 12/31/2012

<u>COMBINED TOTAL</u>		<u>RECORDS PRESERVATION & AUTOMATION -FILINGS</u>	<u>RECORDS PRESERVATION & AUTOMATION -CONVICTIONS</u>	<u>RECORDS PRESERVATION RESTORATION</u>
	REVENUES:			
\$1,108,003.09	FEES OF OFFICE	\$433,680.78	\$150,339.33	\$412,565.00
5,081.70	INVESTMENT INCOME	1,868.47	111.28	2,544.67
126.04	MISCELLANEOUS	126.04	0.00	0.00
1,113,210.83	TOTAL REVENUES	435,675.29	150,450.61	415,109.67
	EXPENDITURES:			
	CURRENT:			
624,240.23	GENERAL GOVERNMENT	289,642.99	91,535.69	243,061.55
83,015.16	JUDICIAL	27,496.08	34,296.66	0.00
73,612.34	CAPITAL/CONSTRUCTION	6,321.21	59,401.10	0.00
780,867.73	TOTAL EXPENDITURES	323,460.28	185,233.45	243,061.55
332,343.10	EXCESS (DEFICIT) OF REVENUES OVER EXPENDITURES	112,215.01	(34,782.84)	172,048.12
	OTHER FINANCING SOURCES (USES):			
0.00	OPERATING TRANSFERS OUT	0.00	0.00	0.00
332,343.10	EXCESS (DEFICIT) OF REVENUES AND OPERATING TRANSFERS OVER EXPENDITURES	112,215.01	(34,782.84)	172,048.12
	FUND BALANCES:			
11,075,050.97	BEGINNING OF PERIOD	4,095,770.93	240,223.97	5,545,111.98
\$11,407,394.07	END OF PERIOD	\$4,207,985.94	\$205,441.13	\$5,717,160.10

<u>COURT RECORD PRESERVATION</u>	<u>DISTRICT COURT RECORDS TECHNOLOGY (ARCHIVE)</u>
\$81,484.98	\$29,933.00
371.69	185.59
<u>0.00</u>	<u>0.00</u>
81,856.67	30,118.59
0.00	0.00
21,222.42	0.00
<u>7,890.03</u>	<u>0.00</u>
<u>29,112.45</u>	<u>0.00</u>
52,744.22	30,118.59
0.00	0.00
52,744.22	30,118.59
<u>795,499.24</u>	<u>398,444.85</u>
<u>\$848,243.46</u>	<u>\$428,563.44</u>



**TARRANT COUNTY, TEXAS
COURT DESIGNATED FUNDS
FUND DESCRIPTION**

FUND 221 - COURTHOUSE SECURITY FUND

This fund was established, pursuant to State statutes, to account for the collection of Courthouse security fees assessed in court cases. Revenue is subsequently transferred to the general fund where expenditures for Courthouse security are recorded.

FUND 224 – JUVENILE DELINQUENCY PREVENTION FUND

This fund was established, pursuant to State statutes, to account for the collection of a fee related to graffiti court cases. The revenues in this fund are to be used to repair damages, provide educational and intervention programs, and provide rewards to the public for aiding in the apprehension and prosecution of offenders who commit graffiti offenses.

FUND 225 - ALTERNATIVE DISPUTE RESOLUTION SYSTEM (ADRS)

This fund was established, pursuant to State statutes, to account for an alternative dispute resolution system for the peaceable and expeditious resolution of citizen disputes.

FUND 226 – PROBATE CONTRIBUTIONS FUND

This fund was established, pursuant to State statutes, to account for the collection of a fee under Section 51.704. The revenues in this fund are to be used for court-related purposes for the support of the statutory probate courts.

FUND 243 - APPELLATE JUDICIAL SYSTEM FUND

This fund was established, pursuant to State statutes, to account for the collection and expenditure of monies collected in civil cases to provide for a portion of the operational costs of the Court of Appeals.

FUND 227 – JUSTICE COURT TECHNOLOGY FUND

This fund was established, pursuant to State statutes, to account for the collection and expenditure of monies to provide for technology in the justice of the peace courts.

FUND 228 – JUSTICE COURT BUILDING SECURITY FUND

This fund was established, pursuant to State statutes, to account for the collection and expenditure of monies to provide for security in the justice court buildings.

FUND 229 – CHILD ABUSE PREVENTION FUND

This fund was established, pursuant to State statutes, to account for the collection and expenditure of monies to provide for child abuse prevention programs.

FUND 230 – FAMILY PROTECTION FUND

This fund was established, pursuant to State statutes, to account for the collection and expenditure of monies to provide for family protection services.

FUND 231 – GUARDIANSHIP FUND

This fund was established, pursuant to State statutes, to account for the collection and expenditure of monies to provide compensation of a guardian ad litem, an attorney ad litem, and/or fund local guardianship programs for indigent incapacitated persons.

FUND 232 – DRUG AND ALCOHOL COURT FUND

This fund was established, pursuant to State statutes, to account for the collection and expenditure of monies to provide for drug and alcohol court program.

FUND 233 – COUNTY AND DISTRICT COURT TECHNOLOGY FUND

This fund was established, pursuant to State statutes, to account for the collection and expenditure of monies to provide for county and district court technology.

**TARRANT COUNTY, TEXAS
COMBINING BALANCE SHEET
COURT DESIGNATED FUNDS
AS OF 12/31/2012**


<u>COMBINED TOTAL</u>		<u>COURTHOUSE SECURITY</u>	<u>JUVENILE DELINQUENCY PREVENTION</u>	<u>ADRS</u>	<u>PROBATE CONTRIBUTION FUND</u>	<u>APPELLATE JUDICIAL SYSTEM</u>
ASSETS						
\$2,305,637.45	CASH AND INVESTMENTS	\$0.00	\$1,574.08	\$681,780.58	\$151,591.89	\$139,973.39
<u>1,148.34</u>	OTHER RECEIVABLES	<u>0.00</u>	<u>0.00</u>	<u>548.00</u>	<u>0.00</u>	<u>225.00</u>
<u><u>\$2,306,785.79</u></u>	TOTAL ASSETS	<u><u>\$0.00</u></u>	<u><u>\$1,574.08</u></u>	<u><u>\$682,328.58</u></u>	<u><u>\$151,591.89</u></u>	<u><u>\$140,198.39</u></u>
LIABILITIES AND FUND BALANCE						
LIABILITIES:						
\$151.45	ACCOUNTS PAYABLE	\$0.00	\$0.00	\$0.00	\$0.00	\$151.27
2,959.97	OTHER LIABILITIES	0.00	0.00	0.00	1,502.60	1,457.37
<u>0.00</u>	DUE TO OTHER FUNDS	<u>0.00</u>	<u>0.00</u>	<u>0.00</u>	<u>0.00</u>	<u>0.00</u>
3,111.42	TOTAL LIABILITIES	0.00	0.00	0.00	1,502.60	1,608.64
FUND BALANCE :						
<u>2,303,674.37</u>	FUND BALANCES	<u>0.00</u>	<u>1,574.08</u>	<u>682,328.58</u>	<u>150,089.29</u>	<u>138,589.75</u>
<u><u>\$2,306,785.79</u></u>	TOTAL LIABILITIES AND FUND BALANCE	<u><u>\$0.00</u></u>	<u><u>\$1,574.08</u></u>	<u><u>\$682,328.58</u></u>	<u><u>\$151,591.89</u></u>	<u><u>\$140,198.39</u></u>

<u>JUSTICE COURT TECHNOLOGY FUND</u>	<u>JUSTICE COURT BLDG SECURITY FUND</u>	<u>CHILD ABUSE PREVENTION FUND</u>	<u>FAMILY PROTECTION FUND</u>	<u>GUARDIANSHIP FUND</u>	<u>DRUG & ALCOHOL COURT</u>	<u>COUNTY AND DISTRICT COURT TECHNOLOGY FUND</u>
\$122,884.27	\$0.00	\$21,775.69	\$494,414.18	\$31,361.59	\$560,442.06	\$99,839.72
0.00	0.00	16.27	285.00	0.00	58.56	15.51
<u>\$122,884.27</u>	<u>\$0.00</u>	<u>\$21,791.96</u>	<u>\$494,699.18</u>	<u>\$31,361.59</u>	<u>\$560,500.62</u>	<u>\$99,855.23</u>
\$0.18	\$0.00	\$0.00	\$0.00	\$0.00	\$0.00	\$0.00
0.00	0.00	0.00	0.00	0.00	0.00	0.00
0.00	0.00	0.00	0.00	0.00	0.00	0.00
0.18	0.00	0.00	0.00	0.00	0.00	0.00
<u>122,884.09</u>	<u>0.00</u>	<u>21,791.96</u>	<u>494,699.18</u>	<u>31,361.59</u>	<u>560,500.62</u>	<u>99,855.23</u>
<u>\$122,884.27</u>	<u>\$0.00</u>	<u>\$21,791.96</u>	<u>\$494,699.18</u>	<u>\$31,361.59</u>	<u>\$560,500.62</u>	<u>\$99,855.23</u>

TARRANT COUNTY, TEXAS
COMBINING STATEMENT OF REVENUES AND EXPENDITURES
AND CHANGES IN FUND BALANCE
COURT DESIGNATED FUNDS
FOR THE THREE (3) MONTHS ENDED 12/31/2012

<u>COMBINED TOTAL</u>		<u>COURTHOUSE SECURITY</u>	<u>JUVENILE DELINQUENCY PREVENTION</u>	<u>ADRS</u>	<u>PROBATE CONTRIBUTION FUND</u>	<u>APPELLATE JUDICIAL SYSTEM</u>
	REVENUES:					
\$376,554.43	FEES OF OFFICE	\$139,309.52	\$0.05	\$91,918.24	\$0.00	\$37,058.99
37,380.56	INTERGOVERNMENTAL	0.00	0.00	0.00	37,380.56	0.00
1,005.61	INVESTMENT INCOME	0.00	0.70	305.27	61.42	62.80
<u>414,940.60</u>	TOTAL REVENUES	<u>139,309.52</u>	<u>0.75</u>	<u>92,223.51</u>	<u>37,441.98</u>	<u>37,121.79</u>
	EXPENDITURES:					
	CURRENT:					
66,816.69	GENERAL GOVERNMENT	0.00	0.00	66,816.69	0.00	0.00
61,485.82	JUDICIAL	0.00	0.00	0.00	29,575.28	31,809.76
14,434.85	CAPITAL/CONSTRUCTION	0.00	0.00	0.00	0.00	0.00
<u>142,737.36</u>	TOTAL EXPENDITURES	<u>0.00</u>	<u>0.00</u>	<u>66,816.69</u>	<u>29,575.28</u>	<u>31,809.76</u>
272,203.24	EXCESS (DEFICIT) OF REVENUES OVER EXPENDITURES	139,309.52	0.75	25,406.82	7,866.70	5,312.03
	OTHER FINANCING SOURCES (USES):					
<u>(140,457.37)</u>	OPERATING TRANSFERS OUT	<u>(139,309.52)</u>	<u>0.00</u>	<u>0.00</u>	<u>0.00</u>	<u>0.00</u>
131,745.87	EXCESS (DEFICIT) OF REVENUES AND OPERATING TRANSFERS OVER EXPENDITURES	0.00	0.75	25,406.82	7,866.70	5,312.03
	FUND BALANCES:					
<u>2,171,928.50</u>	BEGINNING OF PERIOD	<u>0.00</u>	<u>1,573.33</u>	<u>656,921.76</u>	<u>142,222.59</u>	<u>133,277.72</u>
<u>\$2,303,674.37</u>	END OF PERIOD	<u>\$0.00</u>	<u>\$1,574.08</u>	<u>\$682,328.58</u>	<u>\$150,089.29</u>	<u>\$138,589.75</u>

<u>JUSTICE COURT TECHNOLOGY FUND</u>	<u>JUSTICE COURT BUILDING SECURITY</u>	<u>CHILD ABUSE PREVENTION FUND</u>	<u>FAMILY PROTECTION FUND</u>	<u>GUARDIANSHIP FUND</u>	<u>DRUG & ALCOHOL COURT</u>	<u>COUNTY AND DISTRICT COURT TECHNOLOGY FUND</u>
\$4,603.47	\$1,147.85	\$1,433.42	\$28,194.95	\$17,200.00	\$44,392.56	\$11,295.38
0.00	0.00	0.00	0.00	0.00	0.00	0.00
56.73	0.00	9.47	215.62	10.23	241.18	42.19
<u>4,660.20</u>	<u>1,147.85</u>	<u>1,442.89</u>	<u>28,410.57</u>	<u>17,210.23</u>	<u>44,633.74</u>	<u>11,337.57</u>
0.00	0.00	0.00	0.00	0.00	0.00	0.00
0.00	0.00	0.00	0.00	0.00	100.78	0.00
<u>14,434.85</u>	<u>0.00</u>	<u>0.00</u>	<u>0.00</u>	<u>0.00</u>	<u>0.00</u>	<u>0.00</u>
<u>14,434.85</u>	<u>0.00</u>	<u>0.00</u>	<u>0.00</u>	<u>0.00</u>	<u>100.78</u>	<u>0.00</u>
(9,774.65)	1,147.85	1,442.89	28,410.57	17,210.23	44,532.96	11,337.57
0.00	(1,147.85)	0.00	0.00	0.00	0.00	0.00
(9,774.65)	0.00	1,442.89	28,410.57	17,210.23	44,532.96	11,337.57
<u>132,658.74</u>	<u>0.00</u>	<u>20,349.07</u>	<u>466,288.61</u>	<u>14,151.36</u>	<u>515,967.66</u>	<u>88,517.66</u>
<u>\$122,884.09</u>	<u>\$0.00</u>	<u>\$21,791.96</u>	<u>\$494,699.18</u>	<u>\$31,361.59</u>	<u>\$560,500.62</u>	<u>\$99,855.23</u>



**TARRANT COUNTY, TEXAS
ENTERPRISE FUNDS
FUND DESCRIPTIONS**

FUND 511 – RESOURCE CONNECTION

This fund was established to account for activities of the Resource Connection.

FUND 512 – OIL & GAS ROYALTY FUND


This fund was established to account for proceeds from the lease of County mineral rights on the Resource Connection campus.

**TARRANT COUNTY, TEXAS
COMBINING BALANCE SHEET
ENTERPRISE FUNDS
AS OF 12/31/2012**

<u>COMBINED TOTAL</u>		<u>RESOURCE CONNECTION</u>	<u>OIL & GAS ROYALTY</u>
ASSETS			
\$2,897,970.78	CASH AND INVESTMENTS	\$573,867.84	\$2,324,102.94
149,121.53	OTHER RECEIVABLES (NET)	77,900.53	71,221.00
3,314.40	PREPAID EXPENSES & INVENTORY	3,314.40	0.00
<u>5,161,935.78</u>	FIXED ASSETS (NET)	<u>3,994,836.88</u>	<u>1,167,098.90</u>
<u>\$8,212,342.49</u>	TOTAL ASSETS	<u>\$4,649,919.65</u>	<u>\$3,562,422.84</u>
LIABILITIES AND NET ASSETS			
LIABILITIES:			
\$17,543.76	ACCOUNTS PAYABLE	\$6,496.52	\$11,047.24
14,567.86	OTHER LIABILITIES	14,567.86	0.00
1,572,327.99	ADVANCE FROM CAPITAL PROJECT FUND	1,572,327.99	0.00
<u>151,251.62</u>	COMPENSATED ABSENCES	<u>151,251.62</u>	<u>0.00</u>
1,755,691.23	TOTAL LIABILITIES	1,744,643.99	11,047.24
NET ASSETS:			
<u>6,456,651.26</u>	NET ASSETS	<u>2,905,275.66</u>	<u>3,551,375.60</u>
<u>6,456,651.26</u>	TOTAL NET ASSETS	<u>2,905,275.66</u>	<u>3,551,375.60</u>
<u>\$8,212,342.49</u>	TOTAL LIABILITIES AND NET ASSETS	<u>\$4,649,919.65</u>	<u>\$3,562,422.84</u>

TARRANT COUNTY, TEXAS
COMBINING STATEMENT OF REVENUES, EXPENSES
AND CHANGES IN FUND NET ASSETS
ENTERPRISE FUNDS
FOR THE THREE (3) MONTHS ENDED 12/31/2012

COMBINED TOTAL		RESOURCE CONNECTION	OIL & GAS ROYALTY
	OPERATING REVENUES:		
\$748,338.71	BUILDING RENTALS	\$677,714.94	\$70,623.77
62,563.30	OTHER REVENUES	610.84	61,952.46
810,902.01	TOTAL OPERATING REVENUES	678,325.78	132,576.23
	OPERATING EXPENSES:		
286,376.61	PERSONNEL	286,376.61	0.00
223,873.10	BUILDING AND EQUIPMENT	149,234.97	74,638.13
94,107.91	DEPRECIATION AND AMORTIZATION	72,247.22	21,860.69
26,174.00	INSURANCE PREMIUMS	26,174.00	0.00
24,361.25	OTHER EXPENSES	24,361.25	0.00
654,892.87	TOTAL OPERATING EXPENSES	558,394.05	96,498.82
156,009.14	OPERATING INCOME (LOSS)	119,931.73	36,077.41
	NON-OPERATING REVENUE (EXPENSE):		
1,283.94	INTEREST INCOME	264.87	1,019.07
157,293.08	NET INCOME (LOSS) BEFORE TRANSFERS	120,196.60	37,096.48
	OPERATING TRANSFERS:		
0.00	OPERATING TRANSFERS IN	0.00	0.00
0.00	OPERATING TRANSFERS OUT	0.00	0.00
157,293.08	NET INCOME (LOSS)	120,196.60	37,096.48
	NET ASSETS:		
6,299,358.18	BEGINNING OF PERIOD	2,785,079.06	3,514,279.12
\$6,456,651.26	END OF PERIOD	\$2,905,275.66	\$3,551,375.60



**TARRANT COUNTY, TEXAS
INTERNAL SERVICE FUNDS
FUND DESCRIPTIONS**

FUND 615 - SELF INSURANCE FUND

This fund was established to account for expenditures of bond proceeds received in fiscal year 1998 for the county self insured general liability claims.

FUND 616 - SELF INSURANCE RESERVE FUND

This fund was established to accumulate a reserve for self insured general liability claims. It is not anticipated that these monies will be expended until the Self Insurance Fund (615) has been exhausted.

FUND 619 - WORKERS COMPENSATION

This fund was established to account for workers compensation claims. Prior to the establishment of fund 615, this fund was used for general liability and automobile/property damage claims.

FUND 621 - COUNTY CLERK PROFESSIONAL LIABILITY FUND

This fund was established to account for the County Clerk's errors and omissions self insurance.

FUND 622 - DISTRICT CLERK PROFESSIONAL LIABILITY FUND

This fund was established to account for the District Clerk's errors and omissions self insurance.

FUND 651 - EMPLOYEE BENEFITS FUND

This fund was established to account for Tarrant County employee benefits.

TARRANT COUNTY, TEXAS
COMBINING BALANCE SHEET
INTERNAL SERVICE FUNDS
AS OF 12/31/2012

<u>COMBINED TOTAL</u>		<u>SELF INSURANCE</u>	<u>SELF INSURANCE RESERVE</u>	<u>WORKERS COMPENSATION</u>
ASSETS				
\$16,599,192.54	CASH AND INVESTMENTS	\$1,337,090.90	\$87.00	\$1,429,934.28
1,185,344.62	OTHER RECEIVABLES	7,678.75	0.00	0.00
<u>139,333.00</u>	PREPAID EXPENSES AND INVENTORY	<u>0.00</u>	<u>0.00</u>	<u>0.00</u>
<u>\$17,923,870.16</u>	TOTAL ASSETS	<u>\$1,344,769.65</u>	<u>\$87.00</u>	<u>\$1,429,934.28</u>
LIABILITIES AND NET ASSETS				
LIABILITIES:				
\$758,880.21	ACCOUNTS PAYABLE	\$16,391.51	\$87.00	\$0.00
<u>11,408,329.78</u>	OTHER LIABILITIES	<u>784,917.15</u>	<u>0.00</u>	<u>8,314,790.40</u>
12,167,209.99	TOTAL LIABILITIES	801,308.66	87.00	8,314,790.40
NET ASSETS:				
<u>5,756,660.17</u>	NET ASSETS	<u>543,460.99</u>	<u>0.00</u>	<u>(6,884,856.12)</u>
<u>5,756,660.17</u>	TOTAL NET ASSETS	<u>543,460.99</u>	<u>0.00</u>	<u>(6,884,856.12)</u>
<u>\$17,923,870.16</u>	TOTAL LIABILITIES AND NET ASSETS	<u>\$1,344,769.65</u>	<u>\$87.00</u>	<u>\$1,429,934.28</u>

<u>COUNTY CLERK PROFESSIONAL LIABILITY</u>	<u>DISTRICT CLERK PROFESSIONAL LIABILITY</u>	<u>EMPLOYEE BENEFITS</u>
\$673,841.96	\$658,033.90	\$12,500,204.50
0.00	1,054.50	1,176,611.37
<u>0.00</u>	<u>0.00</u>	<u>139,333.00</u>
<u>\$673,841.96</u>	<u>\$659,088.40</u>	<u>\$13,816,148.87</u>
\$0.00	\$0.00	\$742,401.70
<u>0.00</u>	<u>0.00</u>	<u>2,308,622.23</u>
0.00	0.00	3,051,023.93
<u>673,841.96</u>	<u>659,088.40</u>	<u>10,765,124.94</u>
<u>673,841.96</u>	<u>659,088.40</u>	<u>10,765,124.94</u>
<u>\$673,841.96</u>	<u>\$659,088.40</u>	<u>\$13,816,148.87</u>

TARRANT COUNTY, TEXAS
COMBINING STATEMENT OF REVENUES, EXPENSES
AND CHANGES IN FUND NET ASSETS
INTERNAL SERVICE FUNDS
FOR THE THREE (3) MONTHS ENDED 12/31/2012

<u>COMBINED TOTAL</u>		<u>SELF INSURANCE</u>	<u>SELF INSURANCE RESERVE</u>	<u>WORKERS COMPENSATION</u>
	OPERATING REVENUES:			
\$4,028,129.22	USER FEES	\$0.00	\$0.00	\$0.00
13,321,458.50	COUNTY CONTRIBUTIONS	0.00	0.00	1,006,587.74
74,832.95	OTHER REVENUES	0.00	0.00	3,860.70
17,424,420.67	TOTAL OPERATING REVENUES	0.00	0.00	1,010,448.44
	OPERATING EXPENSES:			
2,420.66	BUILDING AND EQUIPMENT	0.00	0.00	0.00
13,484,014.63	SELF INSURANCE CLAIMS	11,685.99	0.00	762,463.80
1,411,700.79	INSURANCE PREMIUMS	0.00	0.00	0.00
676,403.55	ADMINISTRATION	0.00	0.00	0.00
169,857.31	OTHER EXPENSES	51,030.41	0.00	18,527.90
15,744,396.94	TOTAL OPERATING EXPENSES	62,716.40	0.00	780,991.70
1,680,023.73	OPERATING INCOME (LOSS)	(62,716.40)	0.00	229,456.74
	NON-OPERATING REVENUE (EXPENSE):			
6,977.02	INTEREST INCOME	624.89	0.00	504.51
1,687,000.75	NET INCOME (LOSS) BEFORE TRANSFERS	(62,091.51)	0.00	229,961.25
	OPERATING TRANSFERS:			
300,000.00	OPERATING TRANSFERS IN	300,000.00	0.00	0.00
0.00	OPERATING TRANSFERS OUT	0.00	0.00	0.00
1,987,000.75	NET INCOME (LOSS)	237,908.49	0.00	229,961.25
	NET ASSETS:			
3,769,659.42	BEGINNING OF PERIOD	305,552.50	0.00	(7,114,817.37)
\$5,756,660.17	END OF PERIOD	\$543,460.99	\$0.00	(\$6,884,856.12)

<u>COUNTY CLERK PROFESSIONAL LIABILITY</u>	<u>DISTRICT CLERK PROFESSIONAL LIABILITY</u>	<u>EMPLOYEE BENEFITS</u>
\$0.00	\$60.00	\$4,028,069.22
0.00	0.00	12,314,870.76
0.00	0.00	70,972.25
0.00	60.00	16,413,912.23
0.00	0.00	2,420.66
0.00	0.00	12,709,864.84
0.00	0.00	1,411,700.79
0.00	0.00	676,403.55
0.00	0.00	100,299.00
0.00	0.00	14,900,688.84
0.00	60.00	1,513,223.39
302.11	295.01	5,250.50
302.11	355.01	1,518,473.89
0.00	0.00	0.00
0.00	0.00	0.00
302.11	355.01	1,518,473.89
673,539.85	658,733.39	9,246,651.05
<u>\$673,841.96</u>	<u>\$659,088.40</u>	<u>\$10,765,124.94</u>



TARRANT COUNTY
BUDGETARY INFORMATION



TARRANT COUNTY, TEXAS
SUMMARY BUDGET VERSUS ACTUAL (BUDGET BASIS) REVENUE AND EXPENDITURES
FOR THE THREE (3) MONTHS ENDED 12/31/2012
TAX SUPPORTED FUNDS

	<u>CURRENT MONTH</u> <u>ACTUAL</u>	<u>YTD</u> <u>ACTUAL</u>	<u>BUDGET</u>	<u>PERCENT</u>	<u>LAST YEAR</u> <u>PERCENT</u>
<u>GENERAL FUND</u>					
REVENUES:					
Taxes	\$122,589,231	\$151,198,315	\$294,755,851	51.30%	45.77%
Licenses	85,332	193,176	957,500	20.18%	16.17%
Fees of Office	2,385,823	7,243,721	44,180,492	16.40%	16.87%
Intergovernmental	803,987	2,865,555	14,510,345	19.75%	20.41%
Investment Income	18,239	39,009	1,069,562	3.65%	2.35%
Other Revenues	779,553	3,015,026	11,987,000	25.15%	23.48%
Transfers	49,058	155,734	685,000	22.73%	21.30%
Contingent			1,500,000		
Cash Carryforward		60,462,837	59,294,740		
	<u>\$126,711,223</u>	<u>\$225,173,373</u>	<u>\$428,940,490</u>	<u>52.50%</u>	<u>48.84%</u>
EXPENDITURES:					
Personnel	\$23,520,302	\$67,241,417	\$275,192,482	24.43%	24.03%
Other	7,099,547	34,712,122	84,933,643	40.87%	38.84%
Transfers	2,396,080	6,397,441	23,563,168	27.15%	20.93%
Grant Match and Subsidy	16,770	19,125	4,093,728	0.47%	0.41%
Undesignated			12,869,418		
Contingent			1,500,000		
Reserves			26,788,051		
	<u>\$33,032,698</u>	<u>\$108,370,105</u>	<u>\$428,940,490</u>	<u>25.26%</u>	<u>24.59%</u>
<u>ROAD & BRIDGE FUND</u>					
REVENUES:					
Taxes	\$21	\$69	\$0	OVER 100%	OVER 100%
Fees of Office	1,013,893	2,943,465	\$18,118,000	16.25%	16.25%
Intergovernmental	0	30,603	33,500	91.35%	OVER 100%
Investment Income	2,252	7,195	20,000	35.98%	35.88%
Other Revenues	991	32,460	86,500	37.53%	50.12%
Cash Carryforward		15,190,535	12,208,783		
	<u>\$1,017,157</u>	<u>\$18,204,327</u>	<u>\$30,466,783</u>	<u>59.75%</u>	<u>56.09%</u>
EXPENDITURES:					
Personnel	\$1,223,508	\$3,802,304	\$16,814,398	22.61%	23.77%
Other	684,628	2,781,536	11,677,826	23.82%	18.30%
Undesignated			1,974,559		
	<u>\$1,908,136</u>	<u>\$6,583,840</u>	<u>\$30,466,783</u>	<u>21.61%</u>	<u>20.75%</u>
<u>DEBT SERVICE FUND</u>					
REVENUES:					
Taxes	\$12,304,223	\$15,189,336	\$30,247,039	50.22%	44.53%
Investment Income	1,224	2,000	16,597	12.05%	6.93%
Cash Carryforward		1,626,079	1,826,076		
	<u>\$12,305,447</u>	<u>\$16,817,415</u>	<u>\$32,089,712</u>	<u>52.41%</u>	<u>46.86%</u>
EXPENDITURES:					
Principle	\$0	\$0	\$16,140,000	0.00%	0.00%
Interest	0	0	15,444,762	0.00%	0.00%
Other Expenditures	0	500	4,950	10.10%	16.00%
Reserves			500,000		
	<u>\$0</u>	<u>\$500</u>	<u>\$32,089,712</u>	<u>0.00%</u>	<u>0.00%</u>

**TARRANT COUNTY, TEXAS
GENERAL FUND FEES OF OFFICE ANALYSIS
FOR THE THREE (3) MONTHS ENDED 12/31/2012
(BUDGET BASIS)**

<u>FEE OFFICE</u>	<u>ACTUAL REVENUE</u>	<u>ANNUAL BUDGET</u>	<u>PERCENT COLLECTED</u>	<u>LAST YEAR PERCENT</u>
Tax Assessor/Collector	\$1,312,646	\$19,818,187	6.62%	7.33%
County Clerk	2,527,606	9,438,001	26.78%	24.95%
Sheriff	157,998	651,302	24.26%	23.54%
Constable 1	157,029	623,372	25.19%	20.98%
Constable 2	181,043	628,373	28.81%	22.55%
Constable 3	147,762	542,304	27.25%	16.87%
Constable 4	123,584	394,253	31.35%	18.11%
Constable 5	64,575	255,573	25.27%	18.94%
Constable 6	108,710	419,779	25.90%	19.55%
Constable 7	167,871	638,257	26.30%	21.40%
Constable 8	171,825	581,417	29.55%	21.20%
District Clerk	1,088,675	5,011,426	21.72%	24.04%
Domestic Relations	284,863	1,921,596	14.82%	16.39%
District Attorney	39,049	182,275	21.42%	22.89%
Justice of Peace 1	34,170	147,146	23.22%	26.63%
Justice of Peace 2	47,566	194,760	24.42%	26.37%
Justice of Peace 3	32,954	139,219	23.67%	25.66%
Justice of Peace 4	35,799	183,902	19.47%	25.88%
Justice of Peace 5	8,271	43,697	18.93%	24.26%
Justice of Peace 6	31,849	135,958	23.43%	27.79%
Justice of Peace 7	41,426	194,615	21.29%	22.20%
Justice of Peace 8	31,545	122,984	25.65%	24.85%
County Courts	3,879	16,326	23.76%	23.91%
Elections	356	3,295	10.80%	14.26%
Medical Examiner	375,262	1,603,970	23.40%	31.05%
Other	<u>67,406</u>	<u>288,505</u>	<u>23.36%</u>	<u>26.01%</u>
TOTAL	<u><u>\$7,243,721</u></u>	<u><u>\$44,180,492</u></u>	16.40%	16.87%
RATABLE COLLECTION PERCENTAGE			<u><u>25.00%</u></u>	

**TARRANT COUNTY, TEXAS
BUDGET REPORT
FOR THE THREE (3) MONTHS ENDED 12/31/2012**

GENERAL FUND	CURRENT MONTH EXPENDITURES	ENCUMBRANCES AND COMMITMENTS	TOTAL EXPENDITURES & COMMITMENTS	TOTAL BUDGET	UNEXPENDED BUDGET	% BUDGET USED
County Judge	64,453.52	402.00	205,674.71	857,193.00	651,518.29	23.99%
County Administrator	114,083.95	42,385.00	409,799.24	1,712,199.00	1,302,399.76	23.93%
Non-Departmental	6,110,665.54	1,887,325.58	14,039,764.34	42,140,039.00	28,100,274.66	33.32%
Auditor	498,096.98	1,716.66	1,480,893.70	5,937,007.00	4,456,113.30	24.94%
Budget/Risk Management	38,762.73	93.61	124,292.86	618,316.00	494,023.14	20.10%
Tax Assessor / Collector	1,081,966.94	220,547.87	3,367,946.67	12,858,650.00	9,490,703.33	26.19%
Elections Administration	264,832.70	6,672.62	1,172,296.96	5,351,896.00	4,179,599.04	21.90%
Information Technology	3,952,558.23	1,934,858.30	10,024,521.12	31,612,346.00	21,587,824.88	31.71%
Human Resources	190,591.96	88,001.28	679,037.08	2,609,181.00	1,930,143.92	26.02%
Purchasing	149,983.97	1,156.83	466,587.80	1,907,708.00	1,441,120.20	24.46%
Facilities	273,540.68	274,074.30	1,087,614.95	3,830,301.00	2,742,686.05	28.40%
Sheriff	2,761,302.18	501,050.64	9,182,828.24	37,166,936.00	27,984,107.76	24.71%
Sheriff - Confinement	5,082,998.27	5,847,064.91	21,773,356.60	70,091,227.00	48,317,870.40	31.06%
Constable Precinct 1	84,027.43	1,130.92	266,384.47	1,101,361.00	834,976.53	24.19%
Constable Precinct 2	81,903.61	19,867.15	269,487.35	1,024,798.00	755,310.65	26.30%
Constable Precinct 3	86,259.18	11,031.71	281,932.59	1,083,109.00	801,176.41	26.03%
Constable Precinct 4	64,122.73	3,011.62	203,728.17	817,293.00	613,564.83	24.93%
Constable Precinct 5	54,403.96	1,659.67	166,856.26	676,073.00	509,216.74	24.68%
Constable Precinct 6	62,656.86	21,148.69	215,084.99	816,435.00	601,350.01	26.34%
Constable Precinct 7	74,830.38	5,886.36	234,179.39	944,813.00	710,633.61	24.79%
Constable Precinct 8	75,825.90	13,450.91	248,244.02	957,015.00	708,770.98	25.94%
Medical Examiner	552,021.31	922,564.78	2,892,927.38	7,663,868.00	4,770,940.62	37.75%
Fire Marshal	26,064.88	375.20	78,661.26	330,615.00	251,953.74	23.79%
Community Supervision	529.11	202.76	856.88	165,250.00	164,393.12	0.52%
Juvenile Services	1,232,206.30	1,136,170.60	4,795,600.59	15,949,906.00	11,154,305.41	30.07%
Pretrial Services	89,751.52	16.96	277,003.80	1,212,499.00	935,495.20	22.85%
Buildings	1,564,727.34	3,738,822.97	6,736,061.53	21,411,939.00	14,675,877.47	31.46%
17TH District Court	19,811.46	555.69	62,519.07	254,086.00	191,566.93	24.61%
48TH District Court	19,835.60	-	62,006.19	253,936.00	191,929.81	24.42%
67TH District Court	18,927.44	-	59,088.56	241,421.00	182,332.44	24.48%
96TH District Court	19,117.86	-	60,547.53	244,661.00	184,113.47	24.75%
141ST District Court	18,856.88	-	60,106.00	242,048.00	181,942.00	24.83%
153RD District Court	19,363.13	117.74	60,735.21	247,620.00	186,884.79	24.53%
236TH District Court	19,991.48	-	64,989.09	262,056.00	197,066.91	24.80%
342ND District Court	18,702.82	-	58,569.74	234,531.00	175,961.26	24.97%
348TH District Court	17,323.41	-	55,578.94	230,518.00	174,939.06	24.11%
352ND District Court	19,638.33	-	62,830.06	248,466.00	185,635.94	25.29%
Criminal District Court 1	65,135.83	289.35	213,709.36	1,108,033.00	894,323.64	19.29%
Criminal District Court 2	43,056.22	-	221,735.16	1,227,272.00	1,005,536.84	18.07%
Criminal District Court 3	62,456.38	-	220,977.52	1,147,836.00	926,858.48	19.25%
Criminal District Court 4	112,874.32	-	357,389.75	1,241,488.00	884,098.25	28.79%
213TH District Court	111,781.28	324.84	330,494.55	1,289,190.00	958,695.45	25.64%
297TH District Court	77,595.47	-	299,382.94	1,289,207.00	989,824.06	23.22%
371ST District Court	94,354.66	62.25	312,697.49	1,343,522.00	1,030,824.51	23.27%
372ND District Court	109,405.86	-	287,800.14	1,130,521.00	842,720.86	25.46%
396th District Court	126,759.14	77.46	323,265.45	1,426,093.00	1,102,827.55	22.67%
432nd District Court	72,804.82	-	272,604.45	1,163,368.00	890,763.55	23.43%
Magistrate Court	58,781.52	253.20	194,020.86	797,239.00	603,218.14	24.34%
231ST District Court	45,470.99	28.21	139,054.19	586,470.00	447,415.81	23.71%
233RD District Court	40,883.71	-	134,531.03	541,592.00	407,060.97	24.84%
322ND District Court	48,708.73	-	135,880.80	557,192.00	421,311.20	24.39%
323RD District Court	212,231.70	-	658,217.93	2,906,132.00	2,247,914.07	22.65%
324TH District Court	57,144.97	-	167,335.19	733,260.00	565,924.81	22.82%
325TH District Court	43,836.29	-	130,761.33	574,886.00	444,124.67	22.75%
360TH District Court	42,765.68	-	129,732.57	552,295.00	422,562.43	23.49%
Special Judges	16,574.45	-	52,550.99	276,459.00	223,908.01	19.01%
Criminal Court Support	63,482.15	603.82	202,883.10	762,142.00	559,258.90	26.62%
Grand Jury	11,004.65	-	34,314.67	136,801.00	102,486.33	25.08%
Criminal Attorney Appointment	40,813.49	205.22	128,228.20	529,239.00	401,010.80	24.23%
Criminal Mental Health Court	10,859.49	173.50	35,155.61	142,739.00	107,583.39	24.63%
County Court at Law #1	30,880.46	-	97,167.42	406,397.00	309,229.58	23.91%
County Court at Law #2	33,122.44	-	100,896.83	406,348.00	305,451.17	24.83%
County Court at Law #3	31,299.75	-	98,104.61	417,212.00	319,107.39	23.51%
County Criminal Court #1	57,913.93	-	179,185.64	720,694.00	541,508.36	24.86%

**TARRANT COUNTY, TEXAS
BUDGET REPORT
FOR THE THREE (3) MONTHS ENDED 12/31/2012**

	CURRENT MONTH EXPENDITURES	ENCUMBRANCES AND COMMITMENTS	TOTAL EXPENDITURES ENCUMBRANCES & COMMITMENTS	TOTAL BUDGET	UNEXPENDED BUDGET	% BUDGET USED
GENERAL FUND (cont'd)						
County Criminal Court #2	43,143.74	-	129,703.49	524,098.00	394,394.51	24.75%
County Criminal Court #3	45,490.80	-	139,829.69	644,979.00	505,149.31	21.68%
County Criminal Court #4	52,713.92	-	184,388.33	718,206.00	533,817.67	25.67%
County Criminal Court #5	70,004.74	99,295.40	324,596.88	1,100,997.00	776,400.12	29.48%
County Criminal Court #6	43,470.15	-	144,410.94	593,578.00	449,167.06	24.33%
County Criminal Court #7	53,252.60	34.94	167,941.66	760,184.00	592,242.34	22.09%
County Criminal Court #8	52,130.36	-	156,620.22	646,156.00	489,535.78	24.24%
County Criminal Court #9	48,829.88	78.55	148,209.58	639,477.00	491,267.42	23.18%
County Criminal Court #10	48,344.58	124.00	133,845.30	488,697.00	354,851.70	27.39%
Probate Court 1	111,304.54	322.00	359,208.02	1,765,666.00	1,406,457.98	20.34%
Probate Court 2	119,485.49	233.40	375,141.47	1,735,727.00	1,360,585.53	21.61%
Justice of the Peace Pct. 1	48,340.28	-	154,890.29	655,331.00	500,440.71	23.64%
Justice of the Peace Pct. 2	47,694.20	485.03	147,611.41	620,282.00	472,670.59	23.80%
Justice of the Peace Pct. 3	47,727.29	219.63	139,831.91	589,098.00	449,266.09	23.74%
Justice of the Peace Pct. 4	47,898.20	342.50	150,345.64	626,197.00	475,851.36	24.01%
Justice of the Peace Pct. 5	32,315.65	280.00	101,907.66	421,786.00	319,878.34	24.16%
Justice of the Peace Pct. 6	37,929.18	-	118,390.91	496,457.00	378,066.09	23.85%
Justice of the Peace Pct. 7	52,739.70	-	159,080.70	642,054.00	482,973.30	24.78%
Justice of the Peace Pct. 8	40,635.33	-	126,951.35	513,016.00	386,064.65	24.75%
District Attorney	3,062,928.11	147,842.83	8,740,717.71	34,841,479.00	26,100,761.29	25.09%
District Clerk	751,854.21	22,948.92	2,319,079.94	9,532,238.00	7,213,158.06	24.33%
County Clerk	637,480.42	23,409.00	2,162,681.08	8,992,296.00	6,829,614.92	24.05%
Domestic Relations	491,091.24	4,852.03	1,543,301.47	6,540,830.00	4,997,528.53	23.59%
Jury Services	102,484.22	1,013.00	465,625.85	1,899,769.00	1,434,143.15	24.51%
Courts / Judiciary	29,842.09	-	193,467.07	2,636,104.00	2,442,636.93	7.34%
Human Services	241,426.86	4,366.35	774,413.39	4,838,907.00	4,064,493.61	16.00%
Child Protective Services	20,132.21	1,712,830.00	1,760,980.48	2,111,330.00	350,349.52	83.41%
Public Assistance	-	-	-	237,685.00	237,685.00	0.00%
Texas AgriLife Extension	52,942.52	1,526.26	169,087.19	699,233.00	530,145.81	24.18%
Veterans Services	29,417.09	3,190.86	93,122.71	366,512.00	273,389.29	25.41%
Historical Commission	6,143.47	-	18,926.31	89,981.00	71,054.69	21.03%
10010-2013 General Fund - Cash Match						
Sheriff	-	-	-	61,218.00	61,218.00	0.00%
Juvenile Services	-	-	-	14,867.00	14,867.00	0.00%
County Criminal Court #5	-	-	-	167,162.00	167,162.00	0.00%
District Attorney	-	-	-	74,880.00	74,880.00	0.00%
Human Services	-	-	-	5,000.00	5,000.00	0.00%
10020-2013 General Fund - Operating Subsidy						
Sheriff	15,163.73	-	15,163.73	62,152.00	46,988.27	24.40%
Juvenile Services	1,606.50	-	3,961.39	3,708,449.00	3,704,487.61	0.11%
SUBTOTAL	33,032,698.25	18,706,775.88	108,370,104.89	387,783,021.00	279,412,916.11	27.95%
UNDESIGNATED				12,869,418.00	12,869,418.00	
CONTINGENT				1,500,000.00	1,500,000.00	
RESERVES				26,788,051.00	26,788,051.00	
FUND TOTAL	\$ 33,032,698.25	\$ 18,706,775.88	\$ 108,370,104.89	\$ 428,940,490.00	\$ 320,570,385.11	25.26%

**TARRANT COUNTY, TEXAS
BUDGET REPORT
FOR THE THREE (3) MONTHS ENDED 12/31/2012**

	<u>CURRENT MONTH EXPENDITURES</u>	<u>ENCUMBRANCES AND COMMITMENTS</u>	<u>TOTAL EXPENDITURES ENCUMBRANCES & COMMITMENTS</u>	<u>TOTAL BUDGET</u>	<u>UNEXPENDED BUDGET</u>	<u>% BUDGET USED</u>
ROAD AND BRIDGE (261)						
Buildings	2,164.34	3,013.25	5,844.01	32,338.00	26,493.99	18.07%
Commissioner Precinct 1	486,321.56	602,951.99	1,830,796.65	6,493,243.00	4,662,446.35	28.20%
Commissioner Precinct 2	204,893.80	127,022.22	760,392.79	3,887,219.00	3,126,826.21	19.56%
Commissioner Precinct 3	331,593.36	177,053.11	1,187,551.00	4,724,542.00	3,536,991.00	25.14%
Commissioner Precinct 4	592,547.49	498,110.58	1,934,982.17	6,394,090.00	4,459,107.83	30.26%
Right of Way	114,124.35	-	241,110.55	3,901,376.00	3,660,265.45	6.18%
Transportation	134,104.98	3,213.16	450,100.85	2,479,566.00	2,029,465.15	18.15%
Road & Bridge Non-Department	42,385.73	7,200.00	173,062.43	579,850.00	406,787.57	29.85%
UNDESIGNATED				1,974,559.00	1,974,559.00	
FUND TOTAL	<u>\$ 1,908,135.61</u>	<u>\$ 1,418,564.31</u>	<u>\$ 6,583,840.45</u>	<u>\$ 30,466,783.00</u>	<u>\$ 23,882,942.55</u>	<u>21.61%</u>
DEBT SERVICE (321)						
Interest and Sinking	-	-	500.00	31,589,712.00	31,589,212.00	0.00%
RESERVES				500,000.00	500,000.00	
FUND TOTAL	<u>\$ -</u>	<u>\$ -</u>	<u>\$ 500.00</u>	<u>\$ 32,089,712.00</u>	<u>\$ 32,089,212.00</u>	<u>0.00%</u>

**TARRANT COUNTY, TEXAS
SPECIAL BUDGETS
FOR THE THREE (3) MONTHS ENDED 12/31/2012
BUDGET VERSUS ACTUAL (BUDGET BASIS) REVENUE**

FUND #	FUND NAME	ACTUAL REVENUE	BUDGETED REVENUE	PERCENT COLLECTED
211	RECORDS PRESERV & AUTOMATION - FILINGS	\$ 435,675	\$ 1,885,935	23.10%
212	RECORDS PRESERV & AUTOMATION - CONVICTIONS	150,451	620,312	24.25%
213	RECORDS PRESERV & RESTORATION	415,110	1,781,400	23.30%
214	COURT RECORD PRESERVATION FUND	81,857	364,822	22.44%
215	DISTRICT COURT RECORDS TECHNOLOGY FUND	30,119	133,412	22.58%
221	COURTHOUSE SECURITY FUND	139,310	605,000	23.03%
223	CONSUMER HEALTH FUND	219,207	950,400	23.06%
224	GRAFFITI ERADICATION	1	-	OVER 100%
225	ALTERNATIVE DISPUTE RESOLUTION SERVICES	92,224	402,200	22.93%
226	PROBATE CONTRIBUTIONS FUND	37,442	140,154	26.71%
227	JUSTICE COURT TECHNOLOGY FUND	4,660	24,154	19.29%
228	JUSTICE COURT BLDG SECURITY	1,148	5,640	20.35%
229	CHILD ABUSE PREVENTION	1,443	5,022	28.73%
230	FAMILY PROTECTION	28,411	130,555	21.76%
231	GUARDIANSHIP	17,210	75,015	22.94%
232	DRUG & ALCOHOL COURT	44,634	166,538	26.80%
233	COUNTY & DISTRICT COURT TECHNOLOGY FUND	11,338	40,041	28.32%
241	LAW LIBRARY	274,915	1,185,720	23.19%
242	EDUCATION	4,175	18,000	23.19%
243	APPELLATE JUDICIAL SYSTEM	37,122	161,203	23.03%
251	VEHICLE INVENTORY TAX	143	33,442	0.43%
451	NON-DEBT CAPITAL	5,827,833	22,388,838	26.03%
475	1998 BOND ELECTION	113	500	22.60%
476	2006 BOND ELECTION	37,856	65,354	57.92%
477	2006 BOND ELECTION-TRANSPORTATION	24,233	46,746	51.84%
511	RESOURCE CONNECTION	678,591	2,828,416	23.99%
512	OIL & GAS ROYALTY RC	159,176	99,053	OVER 100%
615	SELF INSURANCE	300,625	302,194	99.48%
619	WORKERS COMPENSATION	1,010,364	3,999,967	25.26%
621	COUNTY CLERK PROF LIAB	302	828	36.47%
622	DISTRICT CLERK PROF LIAB	355	793	44.77%
651	EMPLOYEE INSURANCE	16,419,163	64,867,868	25.31%
D62	DA RESTITUTION COLLECTION FEE	11,952	75,000	15.94%
D87	DA LAW ENFORCEMENT	570,173	2,041,000	27.94%
S87	SHERIFF INMATE COMMISSARY FD	308,969	1,001,377	30.85%
S95	SHERIFF FORFEITURE FUND-TREASURY	41,646	66,744	62.40%
S96	SHERIFF DRUG FORFEITURE-NON DEA	1,083	143	OVER 100%
S97	SHERIFF FORFEITURE FUND-FEDERAL	41	33,660	0.12%
T04	PUBLIC HEALTH	2,815,357	10,936,812	25.74%
T05	125 FORFEITURES	558	1,557	35.84%
T06	CHILDREN'S HOME FUND	841	3,859	21.79%
T07	BAIL BOND BOARD	6,600	30,150	21.89%
T08	TDRPS - TITLE IVE	16,341	16,673	98.01%
T10	JUVENILE PROBATION DISTRICT	5,597	25,288	22.13%
T14	SLIAG - PUBLIC HEALTH	-	-	0.00%
T15	SLIAG - HUMAN SERVICES	2	-	OVER 100%
T20	HISTORICAL COMMISSION	2	6	33.33%
T21	HISTORICAL COMMISSION ARCHIVES	1,502	1,018	OVER 100%
T23	CEMETERY FUND	18	43	41.86%
T30	DA - JPS CONTRACT	112,846	451,382	25.00%
T31	EMERGENCY SERVICES DISTRICT	18,714	74,298	25.19%

**TARRANT COUNTY, TEXAS
SPECIAL BUDGETS
FOR THE THREE (3) MONTHS ENDED 12/31/2012
BUDGET VERSUS ACTUAL (BUDGET BASIS) REVENUE**

<u>FUND #</u>	<u>FUND NAME</u>	<u>ACTUAL REVENUE</u>	<u>BUDGETED REVENUE</u>	<u>PERCENT COLLECTED</u>
T33	CSCD BOND SUPERVISION UNIT	123,249	588,604	20.94%
T34	DIRECT PROGRAM	8	-	OVER 100%
T37	MEDICAL EXAMINER CONFERENCE FUND	7	8,015	0.09%
T39	INMATE REINTEGRATION PROGRAM	11	-	OVER 100%
T44	SICKLE CELL DISEASE PROJECT	3,096	-	OVER 100%
T52	MISC DONATIONS-JUVENILE PROBATION	2,179	9,446	23.07%
T53	DISASTER RELIEF DONA	30	-	OVER 100%
T56	MISC DONATIONS-HUMAN SERVICES- TXU	75,063	75,000	OVER 100%
T5640	MISC DONATIONS-HUMAN SERVICES-RELIANT	1,858	-	OVER 100%
T5645	MISC DONATIONS-HUMAN SERVICES-ATMOS	50,666	-	OVER 100%
T5646	MISC DONATIONS-HUMAN SERVICES-DIRECT	21,689	21,684	OVER 100%
T57	MISC DONATIONS-CPS	17,326	72,100	24.03%
T58	MISC DONATIONS-HEALTH DEPT	19	-	OVER 100%
T60	MISC DONATIONS-FAMILY COURT SERVICES	2,162	9,400	23.00%
T61	MISC DONATIONS-CRCG	15	55	27.27%
T62	MISC DONATIONS-PEACE OFFICERS MEMORIAL	9	11	81.82%
T65	ATTF RENTAL ASSOC DONATION	1	-	OVER 100%
T71	CONTRACT ELECTIONS	12,400	2,600,000	0.48%
T73	ELECTIONS CHAPTER 19	57,637	-	OVER 100%

**TARRANT COUNTY, TEXAS
BUDGET REPORT
FOR THE THREE (3) MONTHS ENDED 12/31/2012**

	<u>CURRENT MONTH EXPENDITURES</u>	<u>ENCUMBRANCES AND COMMITMENTS</u>	<u>TOTAL EXPENDITURES ENCUMBRANCES & COMMITMENTS</u>	<u>TOTAL BUDGET</u>	<u>UNEXPENDED BUDGET</u>	<u>% BUDGET USED</u>
RECORDS PRESERVATION & AUTOMATION - FILINGS (211)						
Buildings	-	-	-	5,700.00	5,700.00	0.00%
County Clerk	74,742.48	22,801.67	340,729.74	5,840,079.00	5,499,349.26	5.83%
FUND TOTAL	<u>\$ 74,742.48</u>	<u>\$ 22,801.67</u>	<u>\$ 340,729.74</u>	<u>\$ 5,845,779.00</u>	<u>\$ 5,505,049.26</u>	<u>5.83%</u>
RECORDS PRESERVATION & AUTOMATION - CONVICTIONS (212)						
Information Technology	55,508.68	34,122.05	177,257.24	701,569.00	524,311.76	25.27%
District Clerk	9,056.74	-	34,296.66	125,881.00	91,584.34	27.25%
FUND TOTAL	<u>\$ 64,565.42</u>	<u>\$ 34,122.05</u>	<u>\$ 211,553.90</u>	<u>\$ 827,450.00</u>	<u>\$ 615,896.10</u>	<u>25.57%</u>
RECORDS PRESERVATION & RESTORATION (213)						
County Clerk	108,653.35	110,387.15	312,599.75	7,111,400.00	6,798,800.25	4.40%
FUND TOTAL	<u>\$ 108,653.35</u>	<u>\$ 110,387.15</u>	<u>\$ 312,599.75</u>	<u>\$ 7,111,400.00</u>	<u>\$ 6,798,800.25</u>	<u>4.40%</u>
COURT RECORD PRESERVATION FUND (214)						
District Clerk	15,086.50	-	29,112.45	511,898.00	482,785.55	5.69%
County Clerk	-	-	-	635,394.00	635,394.00	0.00%
FUND TOTAL	<u>\$ 15,086.50</u>	<u>\$ -</u>	<u>\$ 29,112.45</u>	<u>\$ 1,147,292.00</u>	<u>\$ 1,118,179.55</u>	<u>2.54%</u>
DISTRICT COURT RECORD TECHNOLOGY FUND (215)						
District Clerk	-	-	-	532,338.00	532,338.00	0.00%
FUND TOTAL	<u>\$ -</u>	<u>\$ -</u>	<u>\$ -</u>	<u>\$ 532,338.00</u>	<u>\$ 532,338.00</u>	<u>0.00%</u>
COURTHOUSE SECURITY FUND (221)						
Non-Departmental	43,844.64	-	139,309.52	605,000.00	465,690.48	23.03%
FUND TOTAL	<u>\$ 43,844.64</u>	<u>\$ -</u>	<u>\$ 139,309.52</u>	<u>\$ 605,000.00</u>	<u>\$ 465,690.48</u>	<u>23.03%</u>
CONSUMER HEALTH (223)						
Public Health	79,759.78	19,759.68	251,506.61	1,339,400.00	1,087,893.39	18.78%
FUND TOTAL	<u>\$ 79,759.78</u>	<u>\$ 19,759.68</u>	<u>\$ 251,506.61</u>	<u>\$ 1,339,400.00</u>	<u>\$ 1,087,893.39</u>	<u>18.78%</u>
JUVENILE DELINQUENCY PREVENTION (224)						
Non-Departmental	-	-	-	1,572.00	1,572.00	0.00%
FUND TOTAL	<u>\$ -</u>	<u>\$ -</u>	<u>\$ -</u>	<u>\$ 1,572.00</u>	<u>\$ 1,572.00</u>	<u>0.00%</u>
ADRS (225)						
Non-Departmental	30,290.75	-	66,816.69	1,055,314.00	988,497.31	6.33%
FUND TOTAL	<u>\$ 30,290.75</u>	<u>\$ -</u>	<u>\$ 66,816.69</u>	<u>\$ 1,055,314.00</u>	<u>\$ 988,497.31</u>	<u>6.33%</u>

**TARRANT COUNTY, TEXAS
BUDGET REPORT
FOR THE THREE (3) MONTHS ENDED 12/31/2012**

	CURRENT MONTH EXPENDITURES	ENCUMBRANCES AND COMMITMENTS	TOTAL EXPENDITURES ENCUMBRANCES & COMMITMENTS	TOTAL BUDGET	UNEXPENDED BUDGET	% BUDGET USED
PROBATE CONTRIBUTIONS FUND (226)						
Probate Court 1	3,535.70	-	10,122.01	180,435.00	170,312.99	5.61%
Probate Court 2	6,418.18	-	19,453.27	99,395.00	79,941.73	19.57%
FUND TOTAL	<u>\$ 9,953.88</u>	<u>\$ -</u>	<u>\$ 29,575.28</u>	<u>\$ 279,830.00</u>	<u>\$ 250,254.72</u>	<u>10.57%</u>
JUSTICE COURT TECHNOLOGY (227)						
Information Technology	-	-	14,434.85	156,642.00	142,207.15	9.22%
FUND TOTAL	<u>\$ -</u>	<u>\$ -</u>	<u>\$ 14,434.85</u>	<u>\$ 156,642.00</u>	<u>\$ 142,207.15</u>	<u>9.22%</u>
JUSTICE COURT BLDG SECURITY (228)						
Non-Departmental	310.05	-	1,147.85	5,640.00	4,492.15	20.35%
FUND TOTAL	<u>\$ 310.05</u>	<u>\$ -</u>	<u>\$ 1,147.85</u>	<u>\$ 5,640.00</u>	<u>\$ 4,492.15</u>	<u>20.35%</u>
CHILD ABUSE PREVENTION (229)						
Non-Departmental	-	-	-	25,320.00	25,320.00	0.00%
FUND TOTAL	<u>\$ -</u>	<u>\$ -</u>	<u>\$ -</u>	<u>\$ 25,320.00</u>	<u>\$ 25,320.00</u>	<u>0.00%</u>
FAMILY PROTECTION (230)						
Non-Departmental	-	-	-	490,921.00	490,921.00	0.00%
323RD District Court	-	-	-	5,000.00	5,000.00	0.00%
Public Assistance	-	-	-	100,000.00	100,000.00	0.00%
FUND TOTAL	<u>\$ -</u>	<u>\$ -</u>	<u>\$ -</u>	<u>\$ 595,921.00</u>	<u>\$ 595,921.00</u>	<u>0.00%</u>
GUARDIANSHIP (231)						
Non-Departmental	-	-	-	88,035.00	88,035.00	0.00%
FUND TOTAL	<u>\$ -</u>	<u>\$ -</u>	<u>\$ -</u>	<u>\$ 88,035.00</u>	<u>\$ 88,035.00</u>	<u>0.00%</u>
DRUG & ALCOHOL COURT (232)						
323RD District Court	-	-	-	341,227.00	341,227.00	0.00%
Criminal Court Support	100.78	-	100.78	341,227.00	341,126.22	0.03%
FUND TOTAL	<u>\$ 100.78</u>	<u>\$ -</u>	<u>\$ 100.78</u>	<u>\$ 682,454.00</u>	<u>\$ 682,353.22</u>	<u>0.01%</u>
COUNTY & DISTRICT COURT TECHNOLOGY FUND (233)						
Information Technology	-	-	-	128,399.00	128,399.00	0.00%
FUND TOTAL	<u>\$ -</u>	<u>\$ -</u>	<u>\$ -</u>	<u>\$ 128,399.00</u>	<u>\$ 128,399.00</u>	<u>0.00%</u>
LAW LIBRARY (241)						
Law Library	62,128.80	479,272.24	685,744.76	1,435,789.00	750,044.24	47.76%
Judicial Law Library	6,898.75	106,494.11	128,629.20	175,000.00	46,370.80	73.50%
FUND TOTAL	<u>\$ 69,027.55</u>	<u>\$ 585,766.35</u>	<u>\$ 814,373.96</u>	<u>\$ 1,610,789.00</u>	<u>\$ 796,415.04</u>	<u>50.56%</u>

TARRANT COUNTY, TEXAS
BUDGET REPORT
FOR THE THREE (3) MONTHS ENDED 12/31/2012

	CURRENT MONTH EXPENDITURES	ENCUMBRANCES AND COMMITMENTS	TOTAL EXPENDITURES ENCUMBRANCES & COMMITMENTS	TOTAL BUDGET	UNEXPENDED BUDGET	% BUDGET USED
EDUCATION FUND (242)						
Sheriff	2,266.99	-	3,583.54	73,797.00	70,213.46	4.86%
Sheriff - Confinement	-	-	-	3,241.00	3,241.00	0.00%
Constable Precinct 1	-	-	-	1,716.00	1,716.00	0.00%
Constable Precinct 2	95.00	-	95.00	727.00	632.00	13.07%
Constable Precinct 3	-	-	734.80	1,883.00	1,148.20	39.02%
Constable Precinct 4	-	-	-	10,026.00	10,026.00	0.00%
Constable Precinct 6	-	-	-	1,364.00	1,364.00	0.00%
Constable Precinct 7	-	-	-	2,395.00	2,395.00	0.00%
Constable Precinct 8	-	-	-	1,371.00	1,371.00	0.00%
Probate Court 1	-	-	1,971.28	10,826.00	8,854.72	18.21%
Probate Court 2	-	-	3,803.89	16,594.00	12,790.11	22.92%
District Attorney	-	-	-	6,319.00	6,319.00	0.00%
FUND TOTAL	\$ 2,361.99	\$ -	\$ 10,188.51	\$ 130,259.00	\$ 120,070.49	7.82%
APPELLATE JUDICIAL SYSTEM (243)						
Appeals Court	11,779.58	-	31,809.76	276,475.00	244,665.24	11.51%
FUND TOTAL	\$ 11,779.58	\$ -	\$ 31,809.76	\$ 276,475.00	\$ 244,665.24	11.51%
VEHICLE INVENTORY TAX (251)						
Tax Assessor / Collector	4,231.00	-	13,163.52	353,835.00	340,671.48	3.72%
FUND TOTAL	\$ 4,231.00	\$ -	\$ 13,163.52	\$ 353,835.00	\$ 340,671.48	3.72%
NON-DEBT CAPITAL (451)						
Non-Departmental	-	-	-	2,770,000.00	2,770,000.00	0.00%
Budget/Risk Management	-	692.89	692.89	2,000.00	1,307.11	34.64%
Tax Assessor / Collector	19,129.96	902.15	23,979.12	179,860.00	155,880.88	13.33%
Information Technology	2,054,274.83	878,069.83	4,457,514.20	11,848,117.00	7,390,602.80	37.62%
Human Resources	-	-	1,007.00	1,549.00	542.00	65.01%
Facilities	-	117,890.03	117,890.03	168,793.00	50,902.97	69.84%
Sheriff	-	-	1,879.96	42,940.00	41,060.04	4.38%
Sheriff - Confinement	2,633.83	68,443.75	85,218.68	91,070.00	5,851.32	93.57%
Constable Precinct 7	-	-	-	1,250.00	1,250.00	0.00%
Medical Examiner	-	-	4,969.00	19,020.00	14,051.00	26.13%
Community Supervision	-	2,199.00	2,455.25	7,200.00	4,744.75	34.10%
Juvenile Services	6,184.22	5,665.53	31,968.65	38,880.00	6,911.35	82.22%
Buildings	295,894.06	1,301,841.10	1,639,688.36	42,774,008.00	41,134,319.64	3.83%
153RD District Court	-	-	-	1,400.00	1,400.00	0.00%
432nd District Court	-	-	-	1,500.00	1,500.00	0.00%
324TH District Court	-	-	799.98	1,200.00	400.02	66.67%
Criminal Attorney Appointment	-	-	3,337.00	3,337.00	-	100.00%
Probate Court 2	-	-	-	2,600.00	2,600.00	0.00%
Justice of the Peace Pct. 1	-	-	-	498.00	498.00	0.00%
Justice of the Peace Pct. 2	-	-	-	700.00	700.00	0.00%
Justice of the Peace Pct. 7	-	-	265.17	280.00	14.83	94.70%
Justice of the Peace Pct. 8	893.24	-	893.24	1,538.00	644.76	58.08%
District Attorney	726.00	-	21,495.19	52,659.00	31,163.81	40.82%
District Clerk	-	3,266.78	3,266.78	5,700.00	2,433.22	57.31%
Domestic Relations	2,494.42	3,591.03	7,845.74	8,568.00	722.26	91.57%
Courts / Judiciary	-	1,036.46	1,036.46	6,011.00	4,974.54	17.24%
Texas AgriLife Extension	1,787.36	-	1,787.36	2,850.00	1,062.64	62.71%
Commissioner Precinct 1	-	320,580.41	320,580.41	555,776.00	235,195.59	57.68%
Commissioner Precinct 2	2,909.00	-	2,909.00	207,150.00	204,241.00	1.40%
Commissioner Precinct 3	-	-	362,000.00	801,988.00	439,988.00	45.14%
Commissioner Precinct 4	-	-	-	242,487.00	242,487.00	0.00%
Transportation	1,086.76	1,201,048.71	1,205,403.04	1,377,200.00	171,796.96	87.53%
FUND TOTAL	\$ 2,388,013.68	\$ 3,905,227.67	\$ 8,298,882.51	\$ 61,218,129.00	\$ 52,919,246.49	13.56%

**TARRANT COUNTY, TEXAS
BUDGET REPORT
FOR THE THREE (3) MONTHS ENDED 12/31/2012**

	<u>CURRENT MONTH EXPENDITURES</u>	<u>ENCUMBRANCES AND COMMITMENTS</u>	<u>TOTAL EXPENDITURES ENCUMBRANCES & COMMITMENTS</u>	<u>TOTAL BUDGET</u>	<u>UNEXPENDED BUDGET</u>	<u>% BUDGET USED</u>
1998 BOND ELECTION (475)						
Non-Departmental Buildings	-	-	-	2,000.00	2,000.00	0.00%
	236.92	-	236.92	39,848.00	39,611.08	0.59%
FUND TOTAL	<u>\$ 236.92</u>	<u>\$ -</u>	<u>\$ 236.92</u>	<u>\$ 41,848.00</u>	<u>\$ 41,611.08</u>	<u>0.57%</u>
2006 BOND ELECTION (476)						
Non-Departmental Buildings	-	-	-	1,208,162.00	1,208,162.00	0.00%
	66,000.35	897,043.97	994,690.00	23,881,069.00	22,886,379.00	4.17%
FUND TOTAL	<u>\$ 66,000.35</u>	<u>\$ 897,043.97</u>	<u>\$ 994,690.00</u>	<u>\$ 25,089,231.00</u>	<u>\$ 24,094,541.00</u>	<u>3.96%</u>
2006 BOND ELECTION-TRANSPORTATION (477)						
Non-Departmental Transportation	-	-	-	2,633,474.00	2,633,474.00	0.00%
	58,702.56	8,869,804.44	8,928,507.00	17,956,304.00	9,027,797.00	49.72%
FUND TOTAL	<u>\$ 58,702.56</u>	<u>\$ 8,869,804.44</u>	<u>\$ 8,928,507.00</u>	<u>\$ 20,589,778.00</u>	<u>\$ 11,661,271.00</u>	<u>43.36%</u>
RESOURCE CONNECTION (511)						
Non-Departmental Resource Connection	-	-	-	343,881.00	343,881.00	0.00%
	209,709.74	407,917.31	885,316.03	2,828,416.00	1,943,099.97	31.30%
FUND TOTAL	<u>\$ 209,709.74</u>	<u>\$ 407,917.31</u>	<u>\$ 885,316.03</u>	<u>\$ 3,172,297.00</u>	<u>\$ 2,286,980.97</u>	<u>27.91%</u>
OIL & GAS ROYALTY (512)						
Resource Connection	9,958.79	67,379.45	103,530.58	2,237,306.00	2,133,775.42	4.63%
FUND TOTAL	<u>\$ 9,958.79</u>	<u>\$ 67,379.45</u>	<u>\$ 103,530.58</u>	<u>\$ 2,237,306.00</u>	<u>\$ 2,133,775.42</u>	<u>4.63%</u>
SELF INSURANCE (615)						
Self Insurance	36,544.39	95,930.95	139,626.04	1,302,194.00	1,162,567.96	10.72%
FUND TOTAL	<u>\$ 36,544.39</u>	<u>\$ 95,930.95</u>	<u>\$ 139,626.04</u>	<u>\$ 1,302,194.00</u>	<u>\$ 1,162,567.96</u>	<u>10.72%</u>
WORKERS COMPENSATION (619)						
Self Insurance	212,090.82	-	780,991.70	4,999,967.00	4,218,975.30	15.62%
FUND TOTAL	<u>\$ 212,090.82</u>	<u>\$ -</u>	<u>\$ 780,991.70</u>	<u>\$ 4,999,967.00</u>	<u>\$ 4,218,975.30</u>	<u>15.62%</u>
COUNTY CLERK PROFESSIONAL LIABILITY (621)						
County Clerk	-	-	-	674,175.00	674,175.00	0.00%
FUND TOTAL	<u>\$ -</u>	<u>\$ -</u>	<u>\$ -</u>	<u>\$ 674,175.00</u>	<u>\$ 674,175.00</u>	<u>0.00%</u>
DISTRICT CLERK PROFESSIONAL LIABILITY (622)						
District Clerk	-	-	-	659,423.00	659,423.00	0.00%
FUND TOTAL	<u>\$ -</u>	<u>\$ -</u>	<u>\$ -</u>	<u>\$ 659,423.00</u>	<u>\$ 659,423.00</u>	<u>0.00%</u>
EMPLOYEE INSURANCE (651)						
Non-Departmental Self Insurance	33,433.00	-	102,719.66	472,500.00	369,780.34	21.74%
	4,906,022.42	-	15,341,233.35	74,839,782.00	59,498,548.65	20.50%
FUND TOTAL	<u>\$ 4,939,455.42</u>	<u>\$ -</u>	<u>\$ 15,443,953.01</u>	<u>\$ 75,312,282.00</u>	<u>\$ 59,868,328.99</u>	<u>20.51%</u>

**TARRANT COUNTY, TEXAS
BUDGET REPORT
FOR THE THREE (3) MONTHS ENDED 12/31/2012**

	<u>CURRENT MONTH EXPENDITURES</u>	<u>ENCUMBRANCES AND COMMITMENTS</u>	<u>TOTAL EXPENDITURES ENCUMBRANCES & COMMITMENTS</u>	<u>TOTAL BUDGET</u>	<u>UNEXPENDED BUDGET</u>	<u>% BUDGET USED</u>
DA RESTITUTION COLLECTION FEE (D62)						
District Attorney	3,553.27	-	11,951.64	75,160.00	63,208.36	15.90%
FUND TOTAL	<u>\$ 3,553.27</u>	<u>\$ -</u>	<u>\$ 11,951.64</u>	<u>\$ 75,160.00</u>	<u>\$ 63,208.36</u>	<u>15.90%</u>
DA LAW ENFORCEMENT (D87)						
District Attorney	151,257.37	108,419.21	552,747.97	2,041,000.00	1,488,252.03	27.08%
FUND TOTAL	<u>\$ 151,257.37</u>	<u>\$ 108,419.21</u>	<u>\$ 552,747.97</u>	<u>\$ 2,041,000.00</u>	<u>\$ 1,488,252.03</u>	<u>27.08%</u>
SHERIFFS INMATE COMMISSARY (S87)						
Sheriff - Confinement	76,921.77	21,100.83	232,852.44	2,178,849.00	1,945,996.56	10.69%
FUND TOTAL	<u>\$ 76,921.77</u>	<u>\$ 21,100.83</u>	<u>\$ 232,852.44</u>	<u>\$ 2,178,849.00</u>	<u>\$ 1,945,996.56</u>	<u>10.69%</u>
SHERIFF FEDERAL FORFEITURE-TREASURY (S95)						
Sheriff	1,078.86	13,887.70	40,670.30	703,813.00	663,142.70	5.78%
FUND TOTAL	<u>\$ 1,078.86</u>	<u>\$ 13,887.70</u>	<u>\$ 40,670.30</u>	<u>\$ 703,813.00</u>	<u>\$ 663,142.70</u>	<u>5.78%</u>
SHERIFF FEDERAL FORFEITURE-NON DEA (S96)						
Sheriff	-	5,365.50	6,190.50	134,903.00	128,712.50	4.59%
FUND TOTAL	<u>\$ -</u>	<u>\$ 5,365.50</u>	<u>\$ 6,190.50</u>	<u>\$ 134,903.00</u>	<u>\$ 128,712.50</u>	<u>4.59%</u>
SHERIFF FEDERAL FORFEITURE-JUSTICE (S97)						
Sheriff	113.97	38,125.00	38,582.92	130,488.00	91,905.08	29.57%
FUND TOTAL	<u>\$ 113.97</u>	<u>\$ 38,125.00</u>	<u>\$ 38,582.92</u>	<u>\$ 130,488.00</u>	<u>\$ 91,905.08</u>	<u>29.57%</u>
PUBLIC HEALTH (T04)						
Buildings	14,739.17	1,161.00	21,922.82	255,748.00	233,825.18	8.57%
Public Health	755,819.17	202,935.08	2,457,579.54	9,908,034.00	7,450,454.46	24.80%
T0410-2013 Public Health - Cash Match						
Public Health	11,317.65	-	29,478.57	273,830.00	244,351.43	10.77%
T0420-2013 Public Health - Op Sub						
Public Health	1,041.18	-	4,650.95	1,544,200.00	1,539,549.05	0.30%
FUND TOTAL	<u>\$ 782,917.17</u>	<u>\$ 204,096.08</u>	<u>\$ 2,513,631.88</u>	<u>\$ 11,981,812.00</u>	<u>\$ 9,468,180.12</u>	<u>20.98%</u>
SECTION 125 FORFEITURES (T05)						
Self Insurance	2,151.43	24,296.66	42,100.97	1,232,088.00	1,189,987.03	3.42%
FUND TOTAL	<u>\$ 2,151.43</u>	<u>\$ 24,296.66</u>	<u>\$ 42,100.97</u>	<u>\$ 1,232,088.00</u>	<u>\$ 1,189,987.03</u>	<u>3.42%</u>

**TARRANT COUNTY, TEXAS
BUDGET REPORT
FOR THE THREE (3) MONTHS ENDED 12/31/2012**

	CURRENT MONTH EXPENDITURES	ENCUMBRANCES AND COMMITMENTS	TOTAL EXPENDITURES ENCUMBRANCES & COMMITMENTS	TOTAL BUDGET	UNEXPENDED BUDGET	% BUDGET USED
CHILDREN'S HOME FUND (T06)						
Juvenile Services	-	-	-	53,262.00	53,262.00	0.00%
FUND TOTAL	<u>\$ -</u>	<u>\$ -</u>	<u>\$ -</u>	<u>\$ 53,262.00</u>	<u>\$ 53,262.00</u>	<u>0.00%</u>
BAIL BOND BOARD (T07)						
Non-Departmental	770.00	-	5,373.89	31,150.00	25,776.11	17.25%
FUND TOTAL	<u>\$ 770.00</u>	<u>\$ -</u>	<u>\$ 5,373.89</u>	<u>\$ 31,150.00</u>	<u>\$ 25,776.11</u>	<u>17.25%</u>
TDRPS - TITLE IVE (T08)						
323RD District Court	14,814.09	148,138.82	177,767.00	177,767.00	-	100.00%
Child Protective Services	2,591.13	1,082.49	8,726.66	122,531.00	113,804.34	7.12%
FUND TOTAL	<u>\$ 17,405.22</u>	<u>\$ 149,221.31</u>	<u>\$ 186,493.66</u>	<u>\$ 300,298.00</u>	<u>\$ 113,804.34</u>	<u>62.10%</u>
JUVENILE PROBATION DISTRICT (T10)						
Juvenile Services	2,792.45	2,154.26	10,639.65	205,387.00	194,747.35	5.18%
FUND TOTAL	<u>\$ 2,792.45</u>	<u>\$ 2,154.26</u>	<u>\$ 10,639.65</u>	<u>\$ 205,387.00</u>	<u>\$ 194,747.35</u>	<u>5.18%</u>
SLIAG - PUBLIC HEALTH (T14)						
Public Health	-	-	-	429.00	429.00	0.00%
FUND TOTAL	<u>\$ -</u>	<u>\$ -</u>	<u>\$ -</u>	<u>\$ 429.00</u>	<u>\$ 429.00</u>	<u>0.00%</u>
SLIAG - HUMAN SERVICE (T15)						
Human Services	-	-	-	3,333.00	3,333.00	0.00%
FUND TOTAL	<u>\$ -</u>	<u>\$ -</u>	<u>\$ -</u>	<u>\$ 3,333.00</u>	<u>\$ 3,333.00</u>	<u>0.00%</u>
HISTORICAL COMMISSION (T20)						
Historical Commission	-	-	-	5,475.00	5,475.00	0.00%
FUND TOTAL	<u>\$ -</u>	<u>\$ -</u>	<u>\$ -</u>	<u>\$ 5,475.00</u>	<u>\$ 5,475.00</u>	<u>0.00%</u>
HISTORICAL COMMISSION ARCHIVES (T21)						
Historical Commission	-	307.59	307.59	6,005.00	5,697.41	5.12%
FUND TOTAL	<u>\$ -</u>	<u>\$ 307.59</u>	<u>\$ 307.59</u>	<u>\$ 6,005.00</u>	<u>\$ 5,697.41</u>	<u>5.12%</u>
CEMETERY FUND (T23)						
Historical Commission	-	-	-	26,763.00	26,763.00	0.00%
FUND TOTAL	<u>\$ -</u>	<u>\$ -</u>	<u>\$ -</u>	<u>\$ 26,763.00</u>	<u>\$ 26,763.00</u>	<u>0.00%</u>
DA JPS CONTRACT (T30)						
District Attorney	53,995.54	1,680.88	148,831.45	451,382.00	302,550.55	32.97%
FUND TOTAL	<u>\$ 53,995.54</u>	<u>\$ 1,680.88</u>	<u>\$ 148,831.45</u>	<u>\$ 451,382.00</u>	<u>\$ 302,550.55</u>	<u>32.97%</u>
EMERGENCY SERVICES DISTRICT (T31)						
Fire Marshal	5,768.62	-	18,714.32	74,298.00	55,583.68	25.19%
FUND TOTAL	<u>\$ 5,768.62</u>	<u>\$ -</u>	<u>\$ 18,714.32</u>	<u>\$ 74,298.00</u>	<u>\$ 55,583.68</u>	<u>25.19%</u>

**TARRANT COUNTY, TEXAS
BUDGET REPORT
FOR THE THREE (3) MONTHS ENDED 12/31/2012**

	<u>CURRENT MONTH EXPENDITURES</u>	<u>ENCUMBRANCES AND COMMITMENTS</u>	<u>TOTAL EXPENDITURES ENCUMBRANCES & COMMITMENTS</u>	<u>TOTAL BUDGET</u>	<u>UNEXPENDED BUDGET</u>	<u>% BUDGET USED</u>
CSCD BOND SUPERVISION UNIT (T33)						
Community Supervision	41,090.03	71.88	123,168.53	588,604.00	465,435.47	20.93%
FUND TOTAL	<u>\$ 41,090.03</u>	<u>\$ 71.88</u>	<u>\$ 123,168.53</u>	<u>\$ 588,604.00</u>	<u>\$ 465,435.47</u>	<u>20.93%</u>
DIRECT PROGRAM (T34)						
Criminal Court Support	741.79	-	1,507.83	19,498.00	17,990.17	7.73%
FUND TOTAL	<u>\$ 741.79</u>	<u>\$ -</u>	<u>\$ 1,507.83</u>	<u>\$ 19,498.00</u>	<u>\$ 17,990.17</u>	<u>7.73%</u>
MEDICAL EXAMINER CONFERENCE (T37)						
Medical Examiner	-	-	-	23,781.00	23,781.00	0.00%
FUND TOTAL	<u>\$ -</u>	<u>\$ -</u>	<u>\$ -</u>	<u>\$ 23,781.00</u>	<u>\$ 23,781.00</u>	<u>0.00%</u>
INMATE REINTEGRATION PROGRAM (T39)						
Sheriff - Confinement	-	-	-	25,036.00	25,036.00	0.00%
FUND TOTAL	<u>\$ -</u>	<u>\$ -</u>	<u>\$ -</u>	<u>\$ 25,036.00</u>	<u>\$ 25,036.00</u>	<u>0.00%</u>
SICKLE CELL DISEASE PROJECT (T44)						
Public Health	982.48	-	2,882.44	3,312.00	429.56	87.03%
FUND TOTAL	<u>\$ 982.48</u>	<u>\$ -</u>	<u>\$ 2,882.44</u>	<u>\$ 3,312.00</u>	<u>\$ 429.56</u>	<u>87.03%</u>
MISCELLANEOUS DONATIONS - JUVENILE PROBATION (T52)						
Juvenile Services	257.60	20.00	677.55	47,042.00	46,364.45	1.44%
FUND TOTAL	<u>\$ 257.60</u>	<u>\$ 20.00</u>	<u>\$ 677.55</u>	<u>\$ 47,042.00</u>	<u>\$ 46,364.45</u>	<u>1.44%</u>
MISCELLANEOUS DONATIONS - HUMAN SERVICES-TXU (T56)						
Human Services	5,808.83	-	19,165.47	255,932.00	236,766.53	7.49%
FUND TOTAL	<u>\$ 5,808.83</u>	<u>\$ -</u>	<u>\$ 19,165.47</u>	<u>\$ 255,932.00</u>	<u>\$ 236,766.53</u>	<u>7.49%</u>
MISCELLANEOUS DONATIONS - HUMAN SERVICES-RELIANT (T5640)						
Human Services	1,717.08	-	5,525.61	19,489.00	13,963.39	28.35%
FUND TOTAL	<u>\$ 1,717.08</u>	<u>\$ -</u>	<u>\$ 5,525.61</u>	<u>\$ 19,489.00</u>	<u>\$ 13,963.39</u>	<u>28.35%</u>
MISCELLANEOUS DONATIONS HUMAN SERVICES-ATMOS (T5645)						
Human Services	1,538.03	-	2,555.67	19,675.00	17,119.33	12.99%
FUND TOTAL	<u>\$ 1,538.03</u>	<u>\$ -</u>	<u>\$ 2,555.67</u>	<u>\$ 19,675.00</u>	<u>\$ 17,119.33</u>	<u>12.99%</u>
MISCELLANEOUS DONATIONS HUMAN SERVICES-DIRECT ENERGY (T5646)						
Human Services	53.01	-	53.01	21,684.00	21,630.99	0.24%
FUND TOTAL	<u>\$ 53.01</u>	<u>\$ -</u>	<u>\$ 53.01</u>	<u>\$ 21,684.00</u>	<u>\$ 21,630.99</u>	<u>0.24%</u>

**TARRANT COUNTY, TEXAS
BUDGET REPORT
FOR THE THREE (3) MONTHS ENDED 12/31/2012**

	CURRENT MONTH EXPENDITURES	ENCUMBRANCES AND COMMITMENTS	TOTAL EXPENDITURES ENCUMBRANCES & COMMITMENTS	TOTAL BUDGET	UNEXPENDED BUDGET	% BUDGET USED
MISCELLANEOUS DONATIONS - CPS (T57)						
Child Protective Services	8,885.77	11.57	12,018.00	129,774.00	117,756.00	9.26%
FUND TOTAL	<u>\$ 8,885.77</u>	<u>\$ 11.57</u>	<u>\$ 12,018.00</u>	<u>\$ 129,774.00</u>	<u>\$ 117,756.00</u>	<u>9.26%</u>

**MISCELLANEOUS DONATIONS -
HEALTH DEPT (T58)**

Public Health	50.00	-	50.00	42,528.00	42,478.00	0.12%
FUND TOTAL	<u>\$ 50.00</u>	<u>\$ -</u>	<u>\$ 50.00</u>	<u>\$ 42,528.00</u>	<u>\$ 42,478.00</u>	<u>0.12%</u>

**MISCELLANEOUS DONATIONS -
FAMILY COURT SERVICES (T60)**

Domestic Relations	-	-	-	9,400.00	9,400.00	0.00%
FUND TOTAL	<u>\$ -</u>	<u>\$ -</u>	<u>\$ -</u>	<u>\$ 9,400.00</u>	<u>\$ 9,400.00</u>	<u>0.00%</u>

MISCELLANEOUS DONATIONS - CRCG (T61)

Public Assistance	-	-	2,724.70	35,153.00	32,428.30	7.75%
FUND TOTAL	<u>\$ -</u>	<u>\$ -</u>	<u>\$ 2,724.70</u>	<u>\$ 35,153.00</u>	<u>\$ 32,428.30</u>	<u>7.75%</u>

**MISCELLANEOUS DONATIONS -
PEACE OFFICERS MEMORIAL (T62)**

Peace Officers Memorial	-	-	-	20,269.00	20,269.00	0.00%
FUND TOTAL	<u>\$ -</u>	<u>\$ -</u>	<u>\$ -</u>	<u>\$ 20,269.00</u>	<u>\$ 20,269.00</u>	<u>0.00%</u>

ATTF RENTAL ASSOC DONATION (T65)

Sheriff	1.73	-	6.11	1,306.00	1,299.89	0.47%
FUND TOTAL	<u>\$ 1.73</u>	<u>\$ -</u>	<u>\$ 6.11</u>	<u>\$ 1,306.00</u>	<u>\$ 1,299.89</u>	<u>0.47%</u>


CONTRACT ELECTIONS (T71)

Elections Administration	1,356,189.39	4,725.12	1,671,306.79	2,860,097.00	1,188,790.21	58.44%
FUND TOTAL	<u>\$ 1,356,189.39</u>	<u>\$ 4,725.12</u>	<u>\$ 1,671,306.79</u>	<u>\$ 2,860,097.00</u>	<u>\$ 1,188,790.21</u>	<u>58.44%</u>

ELECTIONS CHAPTER 19 (T73)

Elections Administration	48,005.05	-	57,637.05	336,694.00	279,056.95	17.12%
FUND TOTAL	<u>\$ 48,005.05</u>	<u>\$ -</u>	<u>\$ 57,637.05</u>	<u>\$ 336,694.00</u>	<u>\$ 279,056.95</u>	<u>17.12%</u>

TARRANT COUNTY
FEE OFFICE ACCOUNTS



TARRANT COUNTY, TEXAS
FEE OFFICE ACCOUNTS
COMBINED SCHEDULE OF CASH RECEIPTS AND DISBURSEMENTS
FOR THE THREE (3) MONTHS ENDED 12/31/2012

<u>COMBINED (1)</u>		<u>TAX ASSESSOR / COLLECTOR</u>	<u>DISTRICT CLERK</u>	<u>COUNTY CLERK</u>
	CASH RECEIPTS			
	GENERAL:			
\$42,588,614	County Fees	\$35,047,152	\$1,722,984	\$3,415,790
62,965,758	State Fees	61,881,715	488,267	494,469
255,886,992	Other	255,575,009	134,940	177,043
<u>13,798,809</u>	TRUST	<u>0</u>	<u>2,216,069</u>	<u>7,936,646</u>
375,240,173	TOTAL CASH RECEIPTS	352,503,876	4,562,260	12,023,948
	CASH DISBURSEMENTS			
	GENERAL:			
37,929,251	County Fees	30,281,514	1,718,999	3,490,956
69,909,242	State Fees	68,788,250	535,194	484,491
217,877,810	Other	217,663,448	118,004	96,358
<u>7,605,917</u>	TRUST	<u>0</u>	<u>733,379</u>	<u>3,163,030</u>
<u>333,322,220</u>	TOTAL CASH DISBURSEMENTS	<u>316,733,212</u>	<u>3,105,576</u>	<u>7,234,835</u>
41,917,953	EXCESS (DEFICIT) RECEIPTS OVER DISBURSEMENTS	35,770,664	1,456,684	4,789,113
	CASH AND INVESTMENTS:			
108,507,735	BEGINNING	32,998,286	16,100,126	54,002,575
<u>0</u>	INVESTMENT ACTIVITY*	<u>0</u>	<u>0</u>	<u>0</u>
<u>\$150,425,688</u>	ENDING	<u>\$68,768,950</u>	<u>\$17,556,810</u>	<u>\$58,791,688</u>
	<u>FEE OFFICE AGENCY FUND</u>			
\$71,555,496	CASH AND INVESTMENTS			
<u>78,870,192</u>	RESTRICTED ASSETS			
<u>\$150,425,688</u>	TOTAL			

NOTE: Inter-office eliminations not made. Cash receipts and disbursements in one office may also be included in another office.

* Investment activity for the Tax Assessor/Collector has been recorded thru December 31, 2012. The Tax Assessor/Collector receipts and disbursements activity are reported for the two months ended November 30, 2012.

(1) Activity reported represents two months ended November 30, 2012 for all fee offices other than the Tax Assessor/Collector which is described above.

<u>SHERIFF</u>	<u>COMMUNITY SUPERVISION & CORRECTIONS</u>	<u>DISTRICT ATTORNEY</u>	<u>CONSTABLES</u>	<u>JUSTICES OF THE PEACE</u>	<u>OTHER</u>
\$595,922	\$0	\$0	\$74,062	\$847,621	\$885,083
0	0	0	0	101,307	0
0	0	0	0	0	0
<u>1,015,701</u>	<u>1,939,354</u>	<u>247,050</u>	<u>391,654</u>	<u>52,335</u>	<u>0</u>
1,611,623	1,939,354	247,050	465,716	1,001,263	885,083
611,672	0	0	73,962	847,622	904,526
0	0	0	0	101,307	0
0	0	0	0	0	0
<u>1,154,790</u>	<u>1,867,049</u>	<u>249,401</u>	<u>390,604</u>	<u>47,664</u>	<u>0</u>
<u>1,766,462</u>	<u>1,867,049</u>	<u>249,401</u>	<u>464,566</u>	<u>996,593</u>	<u>904,526</u>
(154,839)	72,305	(2,351)	1,150	4,670	(19,443)
4,563,561	523,648	233,868	850	34,972	49,849
<u>0</u>	<u>0</u>	<u>0</u>	<u>0</u>	<u>0</u>	<u>0</u>
<u><u>\$4,408,722</u></u>	<u><u>\$595,953</u></u>	<u><u>\$231,517</u></u>	<u><u>\$2,000</u></u>	<u><u>\$39,642</u></u>	<u><u>\$30,406</u></u>

TARRANT COUNTY, TEXAS
CONSTABLE ACCOUNTS
COMBINING SCHEDULE OF CASH RECEIPTS AND DISBURSEMENTS
FOR THE THREE (3) MONTHS ENDED 12/31/2012

<u>COMBINED (1)</u>		<u>PRECINCT ONE</u>	<u>PRECINCT TWO</u>	<u>PRECINCT THREE</u>
	CASH RECEIPTS			
	GENERAL:			
\$74,062	County Fees	\$7,671	\$8,752	\$22,591
0	State Fees	0	0	0
0	Other	0	0	0
<u>391,654</u>	TRUST	<u>5,786</u>	<u>525</u>	<u>355,266</u>
465,716	TOTAL CASH RECEIPTS	13,457	9,277	377,857
	CASH DISBURSEMENTS			
	GENERAL:			
73,962	County Fees	7,671	8,652	22,591
0	State Fees	0	0	0
0	Other	0	0	0
<u>390,604</u>	TRUST	<u>5,786</u>	<u>525</u>	<u>354,216</u>
<u>464,566</u>	TOTAL CASH DISBURSEMENTS	<u>13,457</u>	<u>9,177</u>	<u>376,807</u>
1,150	EXCESS (DEFICIT) RECEIPTS OVER DISBURSEMENTS	0	100	1,050
	CASH AND INVESTMENTS:			
<u>850</u>	BEGINNING	<u>0</u>	<u>850</u>	<u>0</u>
<u>\$2,000</u>	ENDING	<u>\$0</u>	<u>\$950</u>	<u>\$1,050</u>

NOTE: Inter-office eliminations not made. Cash receipts and disbursements in one office may also be included in another office.

(1) Activity reported represents two months ended November 30, 2012 unless otherwise stated in the accompanying notes to the combined financial statements.

PRECINCT FOUR	PRECINCT FIVE	PRECINCT SIX	PRECINCT SEVEN	PRECINCT EIGHT
\$11,631	\$5,622	\$4,465	\$9,065	\$4,265
0	0	0	0	0
0	0	0	0	0
<u>3,467</u>	<u>691</u>	<u>2,839</u>	<u>125</u>	<u>22,955</u>
15,098	6,313	7,304	9,190	27,220
11,631	5,622	4,465	9,065	4,265
0	0	0	0	0
0	0	0	0	0
<u>3,467</u>	<u>691</u>	<u>2,839</u>	<u>125</u>	<u>22,955</u>
<u>15,098</u>	<u>6,313</u>	<u>7,304</u>	<u>9,190</u>	<u>27,220</u>
0	0	0	0	0
0	0	0	0	0
<u>\$0</u>	<u>\$0</u>	<u>\$0</u>	<u>\$0</u>	<u>\$0</u>

TARRANT COUNTY, TEXAS
JUSTICE OF THE PEACE ACCOUNTS
COMBINING SCHEDULE OF CASH RECEIPTS AND DISBURSEMENTS
FOR THE THREE (3) MONTHS ENDED 12/31/2012

<u>COMBINED (1)</u>		<u>PRECINCT ONE</u>	<u>PRECINCT TWO</u>	<u>PRECINCT THREE</u>
	CASH RECEIPTS			
	GENERAL:			
\$847,621	County Fees	\$100,417	\$148,091	\$104,976
101,307	State Fees	9,255	10,261	15,013
0	Other	0	0	0
<u>52,335</u>	TRUST	<u>2,290</u>	<u>4,659</u>	<u>3,546</u>
1,001,263	TOTAL CASH RECEIPTS	111,962	163,011	123,535
	CASH DISBURSEMENTS			
	GENERAL:			
847,622	County Fees	100,417	148,091	104,976
101,307	State Fees	9,255	10,261	15,013
0	Other	0	0	0
<u>47,664</u>	TRUST	<u>2,245</u>	<u>2,653</u>	<u>2,127</u>
<u>996,593</u>	TOTAL CASH DISBURSEMENTS	<u>111,917</u>	<u>161,005</u>	<u>122,116</u>
4,670	EXCESS (DEFICIT) RECEIPTS OVER DISBURSEMENTS	45	2,006	1,419
	CASH AND INVESTMENTS:			
<u>34,972</u>	BEGINNING	<u>3,084</u>	<u>13,156</u>	<u>123</u>
<u>\$39,642</u>	ENDING	<u>\$3,129</u>	<u>\$15,162</u>	<u>\$1,542</u>

NOTE: Inter-office eliminations not made. Cash receipts and disbursements in one office may also be included in another office.

(1) Activity reported represents two months ended November 30, 2012 unless otherwise stated in the accompanying notes to the combined financial statements.

PRECINCT FOUR	PRECINCT FIVE	PRECINCT SIX	PRECINCT SEVEN	PRECINCT EIGHT
\$107,670	\$25,204	\$103,008	\$147,579	\$110,676
19,698	1,716	19,000	20,362	6,002
0	0	0	0	0
<u>6,882</u>	<u>1,099</u>	<u>4,838</u>	<u>29,248</u>	<u>(227)</u>
134,250	28,019	126,846	197,189	116,451
107,670	25,204	103,008	147,580	110,676
19,698	1,716	19,000	20,362	6,002
0	0	0	0	0
<u>6,807</u>	<u>2,614</u>	<u>4,838</u>	<u>26,607</u>	<u>(227)</u>
<u>134,175</u>	<u>29,534</u>	<u>126,846</u>	<u>194,549</u>	<u>116,451</u>
75	(1,515)	0	2,640	0
<u>2,310</u>	<u>2,667</u>	<u>0</u>	<u>13,632</u>	<u>0</u>
<u>\$2,385</u>	<u>\$1,152</u>	<u>\$0</u>	<u>\$16,272</u>	<u>\$0</u>

**TARRANT COUNTY, TEXAS
OTHER FEE OFFICE ACCOUNTS
COMBINING SCHEDULE OF CASH RECEIPTS AND DISBURSEMENTS
FOR THE THREE (3) MONTHS ENDED 12/31/2012**

<u>COMBINED(1)</u>		<u>PRE-TRIAL RELEASE</u>	<u>DOMESTIC RELATIONS OFFICE</u>	<u>CHILD SUPPORT</u>
	CASH RECEIPTS			
	GENERAL:			
\$885,083	County Fees	\$26,161	\$87,794	\$771,128
0	State Fees	0	0	0
0	Other	0	0	0
<u>0</u>	TRUST	<u>0</u>	<u>0</u>	<u>0</u>
885,083	TOTAL CASH RECEIPTS	26,161	87,794	771,128
	CASH DISBURSEMENTS			
	GENERAL:			
904,526	County Fees	26,161	87,880	790,485
0	State Fees	0	0	0
0	Other	0	0	0
<u>0</u>	TRUST	<u>0</u>	<u>0</u>	<u>0</u>
<u>904,526</u>	TOTAL CASH DISBURSEMENTS	<u>26,161</u>	<u>87,880</u>	<u>790,485</u>
(19,443)	EXCESS (DEFICIT) RECEIPTS OVER DISBURSEMENTS	0	(86)	(19,357)
	CASH AND INVESTMENTS:			
<u>49,849</u>	BEGINNING	<u>0</u>	<u>4,545</u>	<u>45,304</u>
<u>\$30,406</u>	ENDING	<u>\$0</u>	<u>\$4,459</u>	<u>\$25,947</u>

NOTE: Inter-office eliminations not made. Cash receipts and disbursements in one office may also be included in another office.

(1) Activity reported represents two months ended November 30, 2012 unless otherwise stated in the accompanying notes to the combined financial statements.