


---


# COUNTY AUDITOR

**TARRANT COUNTY FINANCIAL STATEMENTS  
FOR THE MONTH OF DECEMBER 2015**



**TARRANT COUNTY, TEXAS**

---



## **TARRANT COUNTY**

**TARRANT COUNTY ADMINISTRATION BUILDING - ROOM 506  
100 E. WEATHERFORD  
FORT WORTH, TEXAS 76196-0103  
817/884-1205  
Fax 817/884-1104**

**S. RENEE TIDWELL, CPA  
COUNTY AUDITOR  
rtidwell@tarrantcounty.com**

**CRAIG MAXWELL  
FIRST ASSISTANT COUNTY AUDITOR  
cmaxwell@tarrantcounty.com**

March 1, 2016

The Honorable District Judges  
The Honorable Commissioners Court  
Tarrant County, Texas

RE: County Auditor's December 2015 Financial Reports

I herewith submit the financial report of Tarrant County, Texas as of and for the three months ending December 31, 2015. The audit is not complete for the year ended September 30, 2015 therefore, there may be changes to the beginning balances in future reports.

If you have any questions concerning this report or the financial well-being of the County, please call.

Sincerely,

  
S. Renée Tidwell, CPA  
County Auditor

**TARRANT COUNTY, TEXAS**  
**COMBINED BALANCE SHEET**  
**GOVERNMENTAL FUNDS**  
**AS OF 12/31/2015**

<u>COMBINED TOTAL</u>		<u>GENERAL</u>	<u>ROAD &amp; BRIDGE</u>	<u>DEBT SERVICE</u>
<b>ASSETS</b>				
\$400,722,631.52	CASH AND INVESTMENTS	\$128,965,519.29	\$14,128,058.50	\$16,104,505.29
190,338,657.24	TAXES RECEIVABLE (NET)	170,989,488.03	7,373.17	19,341,796.04
36,713,993.72	OTHER RECEIVABLES (NET)	20,403,914.08	36,948.98	2,000,068.66
3,994,556.59	FEE OFFICE RECEIVABLE	3,994,556.59	0.00	0.00
10,842,180.89	DUE FROM OTHER FUNDS	10,842,180.89	0.00	0.00
825,000.00	LONG TERM RECEIVABLE - TCCC	825,000.00	0.00	0.00
1,415,423.08	PREPAID EXPENSES AND INVENTORY	764,333.65	523,547.45	0.00
<u>\$644,852,443.04</u>	<b>TOTAL ASSETS</b>	<u>\$336,784,992.53</u>	<u>\$14,695,928.10</u>	<u>\$37,446,369.99</u>
<b>LIABILITIES</b>				
\$3,295,018.02	ACCOUNTS PAYABLE	\$1,501,800.43	\$255,878.15	\$0.00
19,458,944.31	OTHER LIABILITIES	13,313,485.61	507,564.96	0.00
10,842,180.89	DUE TO OTHER FUNDS	0.00	0.00	0.00
8,037,747.72	UNEARNED REVENUE	0.00	0.00	0.00
41,633,890.94	<b>TOTAL LIABILITIES</b>	14,815,286.04	763,443.11	0.00
<b>DEFERRED INFLOWS OF RESOURCES</b>				
190,338,657.24	UNAVAILABLE REVENUE - PROPERTY TAXES	170,989,488.03	7,373.17	19,341,796.04
3,994,556.59	UNAVAILABLE REVENUE - FEE OFFICE	3,994,556.59	0.00	0.00
194,333,213.83	<b>TOTAL DEFERRED INFLOWS OF RESOURCES</b>	174,984,044.62	7,373.17	19,341,796.04
<b>FUND BALANCE</b>				
408,885,338.27	FUND BALANCE	146,985,661.87	13,925,111.82	18,104,573.95
408,885,338.27	<b>TOTAL FUND BALANCE</b>	146,985,661.87	13,925,111.82	18,104,573.95
<u>\$644,852,443.04</u>	<b>TOTAL LIABILITIES, DEFERRED INFLOWS OF RESOURCES, AND FUND BALANCE</b>	<u>\$336,784,992.53</u>	<u>\$14,695,928.10</u>	<u>\$37,446,369.99</u>

CAPITAL PROJECTS	GRANT FUNDS	OTHER GOVERNMENTAL FUNDS
\$194,899,331.86	\$8,754,543.03	\$37,870,673.55
0.00	0.00	0.00
184,523.78	6,961,513.28	7,127,024.94
0.00	0.00	0.00
0.00	0.00	0.00
0.00	0.00	0.00
0.00	84,048.04	43,493.94
<u>\$195,083,855.64</u>	<u>\$15,800,104.35</u>	<u>\$45,041,192.43</u>
\$813,482.15	\$467,758.63	\$256,098.66
0.00	1,444,407.07	4,193,486.67
0.00	10,754,957.31	87,223.58
0.00	3,132,981.34	4,904,766.38
813,482.15	15,800,104.35	9,441,575.29
0.00	0.00	0.00
0.00	0.00	0.00
0.00	0.00	0.00
194,270,373.49	0.00	35,599,617.14
194,270,373.49	0.00	35,599,617.14
<u>\$195,083,855.64</u>	<u>\$15,800,104.35</u>	<u>\$45,041,192.43</u>

**TARRANT COUNTY, TEXAS**  
**COMBINED STATEMENT OF REVENUES AND EXPENDITURES**  
**AND CHANGES IN FUND BALANCE**  
**GOVERNMENTAL FUNDS**  
**FOR THE THREE (3) MONTHS ENDED 12/31/2015**

<u>COMBINED TOTAL</u>		<u>GENERAL</u>	<u>ROAD &amp; BRIDGE</u>	<u>DEBT SERVICE</u>
	<b>REVENUES:</b>			
\$167,898,383.95	TAXES, LICENSES AND PERMITS	\$150,947,466.91	\$262.08	\$16,950,654.96
13,974,896.21	FEES OF OFFICE	7,509,776.13	3,513,570.00	0.00
1,263,293.37	FINES	1,263,293.37	0.00	0.00
23,818,550.88	INTERGOVERNMENTAL	4,071,800.89	30,449.89	0.00
188,915.75	INVESTMENT INCOME	(4,379.74)	10,666.85	3,503.29
<u>3,027,723.51</u>	MISCELLANEOUS	<u>1,655,888.20</u>	<u>85,768.80</u>	<u>0.00</u>
210,171,763.67	TOTAL REVENUES	165,443,845.76	3,640,717.62	16,954,158.25
	<b>EXPENDITURES:</b>			
	<b>CURRENT:</b>			
28,786,058.46	GENERAL GOVERNMENT	26,243,271.20	824,749.84	0.00
30,555,830.19	PUBLIC SAFETY	29,429,399.45	0.00	0.00
37,736,850.17	JUDICIAL	34,426,088.19	0.00	0.00
18,414,531.98	COMMUNITY SERVICES	1,051,867.57	0.00	0.00
4,785,163.66	TRANSPORTATION	0.00	4,711,602.72	0.00
7,001,505.75	CAPITAL/CONSTRUCTION	0.00	0.00	0.00
<u>1,250.00</u>	DEBT SERVICE	<u>0.00</u>	<u>0.00</u>	<u>1,250.00</u>
127,281,190.21	TOTAL EXPENDITURES	91,150,626.41	5,536,352.56	1,250.00
82,890,573.46	EXCESS (DEFICIT) OF REVENUES OVER EXPENDITURES	74,293,219.35	(1,895,634.94)	16,952,908.25
	<b>OTHER FINANCING SOURCES (USES):</b>			
9,062,028.90	OPERATING TRANSFERS IN	155,086.54	1,206,763.97	0.00
<u>(9,062,028.90)</u>	OPERATING TRANSFERS OUT	<u>(8,906,942.36)</u>	<u>0.00</u>	<u>0.00</u>
82,890,573.46	EXCESS (DEFICIT ) OF REVENUES AND OPERATING TRANSFERS OVER EXPENDITURES	65,541,363.53	(688,870.97)	16,952,908.25
	<b>FUND BALANCES:</b>			
325,994,764.81	BEGINNING OF PERIOD	81,444,298.34	14,613,982.79	1,151,665.70
<u>\$408,885,338.27</u>	END OF PERIOD	<u>\$146,985,661.87</u>	<u>\$13,925,111.82</u>	<u>\$18,104,573.95</u>

CAPITAL PROJECTS	GRANT FUNDS	OTHER GOVERNMENTAL FUNDS
\$0.00	\$0.00	\$0.00
0.00	232,787.89	2,718,762.19
0.00	0.00	0.00
0.00	16,841,900.16	2,874,399.94
146,975.22	5,975.20	26,174.93
54,728.79	82,869.45	1,148,468.27
<u>201,704.01</u>	<u>17,163,532.70</u>	<u>6,767,805.33</u>
0.00	232,463.57	1,485,573.85
0.00	708,979.10	417,451.64
0.00	2,693,962.79	616,799.19
0.00	12,895,893.01	4,466,771.40
0.00	73,560.94	0.00
6,196,420.21	558,673.29	246,412.25
0.00	0.00	0.00
<u>6,196,420.21</u>	<u>17,163,532.70</u>	<u>7,233,008.33</u>
(5,994,716.20)	0.00	(465,203.00)
7,677,895.78	0.00	22,282.61
0.00	0.00	(155,086.54)
<u>1,683,179.58</u>	<u>0.00</u>	<u>(598,006.93)</u>
<u>192,587,193.91</u>	<u>0.00</u>	<u>36,197,624.07</u>
<u>\$194,270,373.49</u>	<u>\$0.00</u>	<u>\$35,599,617.14</u>

**TARRANT COUNTY, TEXAS**  
**STATEMENT OF NET ASSETS**  
**PROPRIETARY FUNDS**  
**AS OF 12/31/2015**

<u>COMBINED TOTAL</u>		<u>ENTERPRISE</u>	<u>INTERNAL SERVICE</u>
	<b>ASSETS</b>		
\$22,542,631.27	CASH AND INVESTMENTS	\$1,852,893.26	\$20,689,738.01
577,848.87	OTHER RECEIVABLES (NET)	44,853.57	532,995.30
166,370.64	PREPAID EXPENSES AND INVENTORY	5,370.64	161,000.00
<u>4,226,151.89</u>	FIXED ASSETS (NET)	<u>4,226,151.89</u>	<u>0.00</u>
<u>\$27,513,002.67</u>	TOTAL ASSETS	<u>\$6,129,269.36</u>	<u>\$21,383,733.31</u>
	<b>LIABILITIES AND NET ASSETS</b>		
	<b>LIABILITIES:</b>		
\$398,919.47	ACCOUNTS PAYABLE	\$28,111.30	\$370,808.17
12,595,741.23	OTHER LIABILITIES	31,420.89	12,564,320.34
120,257.17	UNEARNED REVENUE	71,011.90	49,245.27
<u>162,163.45</u>	COMPENSATED ABSENCES	<u>162,163.45</u>	<u>0.00</u>
13,277,081.32	TOTAL LIABILITIES	292,707.54	12,984,373.78
	<b>NET ASSETS:</b>		
<u>14,235,921.35</u>	NET ASSETS	<u>5,836,561.82</u>	<u>8,399,359.53</u>
<u>14,235,921.35</u>	TOTAL NET ASSETS	<u>5,836,561.82</u>	<u>8,399,359.53</u>
<u>\$27,513,002.67</u>	TOTAL LIABILITIES AND NET ASSETS	<u>\$6,129,269.36</u>	<u>\$21,383,733.31</u>

**TARRANT COUNTY, TEXAS**  
**COMBINED STATEMENT OF REVENUES, EXPENSES**  
**AND CHANGES IN FUND NET ASSETS**  
**PROPRIETARY FUNDS**  
**FOR THE THREE (3) MONTHS ENDED 12/31/2015**

COMBINED TOTAL		ENTERPRISE	INTERNAL SERVICE
	<b>OPERATING REVENUES:</b>		
\$778,825.64	BUILDING RENTALS	\$778,825.64	\$0.00
4,784,409.77	USER FEES	0.00	4,784,409.77
12,900,976.22	COUNTY CONTRIBUTIONS	0.00	12,900,976.22
193,432.27	OTHER REVENUES	39,135.21	154,297.06
18,657,643.90	TOTAL OPERATING REVENUES	817,960.85	17,839,683.05
	<b>OPERATING EXPENSES:</b>		
310,569.26	PERSONNEL	295,445.01	15,124.25
390,681.44	BUILDING AND EQUIPMENT	340,402.37	50,279.07
80,978.43	DEPRECIATION AND AMORTIZATION	80,978.43	0.00
18,241,063.32	SELF INSURANCE CLAIMS	0.00	18,241,063.32
1,623,849.35	INSURANCE PREMIUMS	25,882.00	1,597,967.35
793,940.39	ADMINISTRATION	0.00	793,940.39
304,124.16	OTHER EXPENSES	7,790.28	296,333.88
21,745,206.35	TOTAL OPERATING EXPENSES	750,498.09	20,994,708.26
(3,087,562.45)	OPERATING INCOME (LOSS)	67,462.76	(3,155,025.21)
	<b>NON-OPERATING REVENUE (EXPENSE):</b>		
17,994.49	INTEREST INCOME	1,390.01	16,604.48
(3,069,567.96)	NET INCOME (LOSS) BEFORE TRANSFERS	68,852.77	(3,138,420.73)
	<b>OPERATING TRANSFERS:</b>		
0.00	OPERATING TRANSFERS IN	0.00	0.00
0.00	OPERATING TRANSFERS OUT	0.00	0.00
(3,069,567.96)	NET INCOME (LOSS)	68,852.77	(3,138,420.73)
	<b>NET ASSETS:</b>		
17,305,489.31	BEGINNING OF PERIOD	5,767,709.05	11,537,780.26
\$14,235,921.35	END OF PERIOD	\$5,836,561.82	\$8,399,359.53



**TARRANT COUNTY, TEXAS  
COMBINED BALANCE SHEET  
AGENCY FUNDS  
AS OF 12/31/2015**

COMBINED TOTAL		PAYROLL CLEARING	FEE OFFICE
	<b>ASSETS</b>		
\$78,939,934.13	CASH AND INVESTMENTS	\$4,807,450.35	\$74,132,483.78
31,520.53	OTHER RECEIVABLES	31,520.53	0.00
1,676.69	FEE OFFICE RECEIVABLE	0.00	1,676.69
66,360,509.54	RESTRICTED ASSETS	0.00	66,360,509.54
\$145,333,640.89	TOTAL ASSETS	\$4,838,970.88	\$140,494,670.01
	<b>LIABILITIES AND FUND BALANCE</b>		
\$5,169.38	ACCOUNTS PAYABLE	\$5,169.38	\$0.00
145,328,471.51	OTHER LIABILITIES	4,833,801.50	140,494,670.01
\$145,333,640.89	TOTAL LIABILITIES AND FUND BALANCE	\$4,838,970.88	\$140,494,670.01

**TARRANT COUNTY, TEXAS**  
**NOTES TO COMBINED FINANCIAL STATEMENTS**  
**FOR THE THREE (3) MONTHS ENDED 12/31/2015**

I. SUMMARY OF SIGNIFICANT ACCOUNTING POLICIES:

**Reporting Entity**

The accompanying financial statements reflect the funds and accounts of the financial reporting entity Tarrant County, Texas (the "County"), as of December 2015 and for the three months then ended. Other components of the County not included in the accompanying financial statements include, Tarrant County Hospital District, Tarrant County Mental Health and Mental Retardation Services, Tarrant County Industrial Development Corporation, Tarrant County Health Facilities Development Corporation, Tarrant County Cultural Education Facilities Finance Corporation, and Tarrant County Housing Financing Corporation. These components are technically a part of the "reporting entity" because of the budgetary oversight responsibility by the Commissioners' Court of Tarrant County. These components however are unrelated to the financial condition and results of operations of the County, and have been excluded from the accompanying financial statements. Separate financial statements of these entities are available upon request.

**Revenue Recognition**

Revenue is generally recognized on the modified accrual basis. Under this method of accounting, revenues are recognized when susceptible to accrual, i.e., both measurable and available. The primary revenue sources susceptible to accrual are property taxes, fines and fees due to fee offices which are recognized as unavailable revenue until cash is received. Other sources are generally not measurable until received in cash.

**Expenditure Recognition**

Expenditures are recorded when incurred. Expenditures for principal and interest on long-term debt are recorded when due. The accrual basis of accounting is utilized in the proprietary funds. Encumbrances are not included as expenditures.

**Budget Basis Reporting**

The budget is prepared utilizing a modified cash basis of accounting, with adjustments for encumbrances, as allowed by state statutes. Budget basis information is presented in the accompanying "Budgetary Information" section at a summary level. Budget information at the legal level of control is available upon request.

**Investment Income Allocation**

To maximize investment earnings on "idle" cash and cash equivalents, a "pooled cash" concept is utilized. Under this concept nearly all deposits are maintained in the same bank account and are invested on a daily basis. Generally, interest earnings are allocated to each fund based on the funds relative percentage of the total pool.

**Compensated Absences**

Accumulated unpaid vacation leave and vested sick pay have been recorded in the Enterprise Fund for the Resource Connection. An additional amount has been accrued for salary related payments associated with the payment of compensated absences. The amount of compensated absences for the remaining governmental funds is \$42,819,264 which is reported in the comprehensive annual financial report.

**Incurred But Not Reported**

Included in the "Other Liabilities" of the Internal Service fund's Employee Benefits is \$3,600,000 of incurred but not reported medical and drug claims.

**TARRANT COUNTY, TEXAS**  
**NOTES TO COMBINED FINANCIAL STATEMENTS**  
**FOR THE THREE (3) MONTHS ENDED 12/31/2015**

II. BASIS OF PRESENTATION:

The accounts of the County are organized and operated on the basis of funds, each of which is considered a separate accounting entity. Government resources are allocated to and accounted for in individual funds based on the purpose for which they are to be spent and the means by which spending activities are controlled.

Funds are classified into three categories: Governmental, Proprietary and Fiduciary. Each category is divided into separate fund types. The following fund types are used by the County.

Governmental Funds: Used to account for all or most of a government's general activity.

General Fund – used to account for the general operations of the County.

Road and Bridge Fund – used to account for the collection and expenditure of those monies designated to be spent for acquisition, construction and maintenance of county roads and bridges.

Debt Service Fund – used to account for accumulation of resources and for the payment of general long-term debt principal, interest, and related costs.

Capital Projects Funds – used to account for financial resources to be used for the acquisition and/or construction of major capital facilities.

Grant Funds – used to account for the activities conducted under the many grant agreements between the County and various state and federal organizations.

Other Governmental Funds – used to account for specific revenue sources which are legally restricted to expenditures for specified purposes.

Proprietary Funds: Used to account for operations that are financed in a manner similar to those in the private sector, where the determination of net income is appropriate for sound financial administration.

Enterprise Fund – used to account for operations that are financed and operated in a manner similar to private enterprise where the County's intent is to provide goods or services to the public on a continuing basis financed primarily through user charges. The County operates two enterprise funds, the Resource Connection and Oil and Gas Royalty.

Internal Service Funds – used to account for the various self-insurance activities for the County.

Fiduciary Funds: Used to account for assets held by the County in a trustee or agency capacity for others and therefore cannot be used to support the government's own programs. The County has two fiduciary agency funds: Payroll Clearing and Fee Office funds. The Fee Office fund accounts for monies still in the custody of the fee officers. It includes tax collections in behalf of other taxing jurisdictions and restricted assets of court ordered trust funds administered by the County Clerk and District Clerk.

**TARRANT COUNTY, TEXAS**  
**NOTES TO COMBINED FINANCIAL STATEMENTS**  
**FOR THE THREE (3) MONTHS ENDED 12/31/2015**

**III. NEGATIVE CASH BALANCES:**

The following funds have negative cash balances at the balance sheet date. This occurs when expenditures exceed revenue collection. The General Fund has advanced money to these Funds thereby, allowing for continued operation of the related programs. These advances by the General Fund have been reflected in the accompanying combined balance sheet as Due from other funds. The advances also represent a loss of investment earnings to the General Fund and are not a reimbursable item by the grantor under reimbursing grant agreements.

Most negative cash balances arise in the County's reimbursing grant programs. These programs require the payment of expenditures prior to the reimbursement by the grantor. These cash deficits have existed for years and do not create any major concerns. However, this information is helpful to the reader of the financial statements to provide a fuller understanding of the details of County operations.

<u>FUND</u>	<u>DEFICIT</u>
F0025 DHHS-RYAN WHITE TITLE IV PART D - WOMEN, INFANTS, CHILDREN	\$ 29,465.77
F0027 RYAN WHITE PART C - OUTPATIENT EIS PROGRAM - INTERIM	106,494.54
F0028 RYAN WHITE HIV/AIDS TREATMENT MODERNIZATION ACT PART A	336,872.97
F0031 HIV/STAT SERVICES	123,525.26
F0032 RYAN WHITE PART B	154,498.61
F0033 SURVEILLANCE	5,564.11
F0035 HIV PREVENTION	77,260.46
F0037 HIV/HOPWA	15,030.27
F0038 STD/HIV OPER	20,195.13
F0040 TDFPS-COMMUNITY YOUTH DEVELOPMENT	16,991.99
F0042 BIOTERRORISM PREPAREDNESS - LAB	30,085.32
F0043 BIOTERRORISM FORMULA	447,865.21
F0044 DSHS-C.R.I - CITIES READINESS INITIATIVE	67,351.92
F0045 TB/PC-TB CONTROL & PREVENTION (CLINIC)	94,966.98
F0046 TUBERCULOSIS - PREVENTION AND CONTROL	210,333.42
F0047 REFUGEE HEALTH	223,029.37
F0051 IMMUNIZATIONS	124,454.76
F0054 INFECTIOUS DISEASE CONTROL UNIT/FLU-LAB	2,512.32
F0058 DFCHS - HEALTHY TEXAS BABIES	24,945.88
F0059 DSH-IDCU/SUREB-EBOLA ACTIVITIES	1,022.15
F0060 WIC CARD PARTICIPATION	2,822,673.72
F0062 ESSENTIAL HEALTH SERVICES OFFICE OF PUBLIC HEALTH PRACTICE	54,055.77
F0073 FOODBORNE ILLNESS SURVEILLANCE & INVESTIGATION	13,049.01
F0093 NURSE FAMILY PARTNERSHIP GRANT	251,816.54
F0095 CDC-UNTHSC-TUBERCULOSIS EPIDEMIOLOGIC RESEARCH	44,089.44
F0097 CPS-EBOLA PUBLIC HEALTH PREPAREDNESS	7,596.73
G0008 CJD-FAMILY DRUG COURT	7,499.98
G0012 VETERANS COURT PROGRAM	52,171.61
G0018 CJD-REACHING INDEPENDENCE THROUGH SELF EMPOWERMENT	27,124.83
G0061 LIFESKILLS TRAINING	19,992.40
G0062 FIRST OFFENDER PROGRAM	2,688.00
G0065 VICTIMS ASSISTANCE GRANT-VOCA	24,048.26
G0081 VAWA - PROTECTIVE ORDER UNIT	31,273.42
G0082 CJD-BILINGUAL VICTIM ASSISTANCE COORDINATOR	13,652.84

**TARRANT COUNTY, TEXAS  
NOTES TO COMBINED FINANCIAL STATEMENTS  
FOR THE THREE (3) MONTHS ENDED 12/31/2015**

**III. NEGATIVE CASH BALANCES (CONT'D):**

<u>FUND</u>	<u>DEFICIT</u>
G0084 D.I.R.E.C.T. PROGRAM	\$ 41,939.00
G0085 MENTAL HEALTH DIVERSION COURT PROGRAM	27,003.94
G0089 FELONY ALCOHOL INTERVENTION PROGRAM (CJD)	43,310.08
H0001 COMMUNITY DEVELOPMENT SALARY ALLOCATION FUND	3,964.57
H0041 HOME ADMINISTRATIVE FUNDS	31,206.54
H0042 COMMUNITY DEVELOPMENT BLOCK GRANT ADMIN	1,211,101.19
H0045 NEIGHBORHOOD STABILIZATION PROGRAM (NSP)	9,539.85
H0061 HOUSING OPPORTUNITIES FOR PERSONS WITH AIDS (HOPWA)	27,673.34
H0071 EMERGENCY SHELTER PROGRAM	29,098.80
H0500 SUPPORTIVE HOUSING PROGRAM	399,190.97
L0013 OJP-DOJ-NIJ-FORENSIC DNA BACKLOG REDUCTION GRANT	86,653.78
M0008 L.L.E.B.G.-MENTAL HEALTH LIASION PROGRAM	11,773.04
M0010 ADULT DRUG COURT- JAG (MENTAL HEALTH LIAISON)	16,348.70
M0014 ACCESS AND VISITATION GRANT	10,705.58
M0022 AUTO THEFT TASK FORCE	682,670.00
M0040 HOMELAND SECURITY GRANT PROGRAM	100,825.65
M0044 TXDOT COURTESY PATROL PROGRAM	639,834.29
M0048 BILINGUAL VICTIMS ASSISTANCE	16,907.52
M0066 TXDOT-TRAFFIC SAFETY FOR EXPANSION OF THE DWI NO REFUSAL	36,138.00
M0070 TIDC-WEB-BASED INDIGENT DEFENSE APPOINTMENT & COMPLIANCE	117,721.52
M0074 INTELLECTUAL AND DEVLPMNT DISABILITIES NEEDS GROUP DIRECTOR	16,599.94
M0075 ENHANCED MOBILITY OF SENIORS & INDIVIDUALS WITH DISABILITIES	21,319.97
M0076 HIGH OCCUPANCY VEHICLE ENFORCEMENT - NCTCOG	26,840.22
M0077 HIGH OCCUPANCY VEHICLE ENFORCEMENT - TXDOT	2,257.93
M0201 TRANSPORTATION INFRASTRUCTURE - MORRIS DIDO	70,066.91
M0206 TRANSPORTATION INFRASTRUCTURE - WILSON ROAD	62,783.30
P0011 STATE FINANCIAL ASSISTANCE FUND FY16	184,256.24
P0016 TJJD-SPECIAL NEEDS DIVRSIONARY PROGRAM	7,347.02
P0027 TJPC-JJAEP	207,886.59
R0013 HUD SECTION 8 HOUSING VOUCHERS	1,003,500.14
R0017 VETERANS AFFAIRS SUPPORTIVE HOUSING	118,078.75
R0032 SHELTER PLUS CARE	6,214.95
SUB-TOTAL GRANTS	<u>10,754,957.31</u>
G1100 8TH ADMINISTRATIVE JUDICIAL REGION	14,339.45
T3000 DA - JPS CONTRACT	55,053.07
T3100 TC EMERGENCY SERVICE DISTRICT #1	10,872.73
T7300 ELECTIONS CHAPTER 19	6,958.33
	<u>\$ 10,842,180.89</u>

**TARRANT COUNTY, TEXAS**  
**NOTES TO COMBINED FINANCIAL STATEMENTS**  
**FOR THE THREE (3) MONTHS ENDED 12/31/2015**

**IV. CAPITAL ASSETS:**

A summary of the Governmental Funds' capital assets follows:

	<u>Balance</u> <u>October 1, 2015</u>	<u>Additions</u>	<u>Disposals/ Adjustments</u>	<u>Balance</u> <u>December 31, 2015</u>
Land and land improvements	\$ 54,215,112.98			\$ 54,215,112.98
Building and improvements	475,058,786.85	\$ 23,147.44		475,081,934.29
Construction in progress	13,749,425.73	385,811.11	(5,393,154.15)	8,742,082.69
Fixed equipment	129,135,253.65	1,734,770.69	\$ 2,771,485.16	133,641,509.50
Infrastructure	108,543,065.83			108,543,065.83
	<u>\$ 780,701,645.04</u>	<u>\$ 2,143,729.24</u>	<u>\$ (2,621,668.99)</u>	<u>\$ 780,223,705.29</u>

**V. SCHEDULE OF OUTSTANDING BONDED DEBT:**

	<u>AMOUNT</u>	<u>INTEREST RATES</u>
2006 - General Obligation	\$ 3,790,000	5.00%
2007 - General Obligation	4,755,000	5.00%
2008 - General Obligation	79,390,000	4.00% to 5.00%
2010 - Limited Tax Refunding & Improvement Bonds	55,790,000	4.00% to 5.00%
2013 - Limited Tax Refunding & Improvement Bonds	67,640,000	4.00% to 5.00%
2015 - Limited Tax Refunding & Improvement Bonds	67,075,000	2.00% to 5.00%
2015A - Limited Tax Refunding & Improvement Bonds	82,980,000	1.97%
Total Outstanding Bonded Debt	<u>\$ 361,420,000</u>	

Arbitrage provisions of the Internal Revenue Tax Act of 1986 require the County to rebate excess arbitrage earnings from bond proceeds to the federal government. This amount was estimated to be \$0 as of September 30, 2015.

**VI. FEE OFFICE FINANCIAL STATUS:**

These financial statements reflect financial balances as of the date indicated below for the fee offices of the County:

<u>OFFICE</u>	<u>AS OF</u>	<u>OFFICE</u>	<u>AS OF</u>
Tax Assessor/Collector	November 30, 2015	Child Support	November 30, 2015
County Clerk	November 30, 2015	Child Support – Trust	November 30, 2015
Sheriff	November 30, 2015	Justice of Peace 1	November 30, 2015
Constable 1	November 30, 2015	Justice of Peace 2	November 30, 2015
Constable 2	November 30, 2015	Justice of Peace 3	November 30, 2015
Constable 3	November 30, 2015	Justice of Peace 4	November 30, 2015
Constable 4	November 30, 2015	Justice of Peace 5	November 30, 2015
Constable 5	November 30, 2015	Justice of Peace 6	November 30, 2015
Constable 6	November 30, 2015	Justice of Peace 7	November 30, 2015
Constable 7	November 30, 2015	Justice of Peace 8	November 30, 2015
Constable 8	November 30, 2015	Community Supervision	
District Attorney	November 30, 2015	& Corrections	November 30, 2015
District Clerk	November 30, 2015	Domestic Relations	November 30, 2015

**TARRANT COUNTY, TEXAS**  
**NOTES TO COMBINED FINANCIAL STATEMENTS**  
**FOR THE THREE (3) MONTHS ENDED 12/31/2015**

**VII. CONTINGENCIES:**

The County is self-insured for workers' compensation, automobile bodily injury and property damage, comprehensive general liability and all self-insured retentions for existing policies. At December 31, 2015, \$8,862,125 has been accrued, based on an actuarial assessment, to provide for potential losses resulting from pending or threatened litigation, asserted claims and claims incurred but not reported.

**VIII. INVESTMENTS:**

All investment securities are purchased on the basis of "Delivery vs. Payment" and are held at JPMorgan Chase Bank – New York by the Safekeeping Department in a segregated account in the name of Tarrant County. "Delivery vs. Payment" means that the County's money is not released until the securities are delivered to the Safekeeping Department.

All securities held and transactions executed during the period conform to the requirements of the Government Code Section 2256, The Public Funds Investment Act, and the Tarrant County Investment Policy, as adopted by the Commissioners Court on November 24, 2015.

<u>DESCRIPTION</u>	<u>PAR</u>	<u>PURCHASE DATE</u>	<u>MATURITY DATE</u>	<u>BOOK VALUE</u>	<u>MARKET VALUE</u>
FHLB 0.375% non callable	\$ 4,000,000	9/1/2015	9/1/2016	\$ 3,999,288	\$ 3,999,288
FHLMC 0.875% non callable	3,000,000	12/23/2015	10/14/2016	3,007,892	3,007,892
FHLB 0.625% non callable	3,000,000	8/27/2015	11/23/2016	2,996,080	2,996,080
FNMA 1.25% non callable	5,000,000	11/20/2015	1/30/2017	5,045,036	5,045,036
FHLMC 0.70% one time call 2/24/16	10,000,000	2/24/2015	2/24/2017	10,025,388	10,025,388
FHLMC 1.0% non callable	5,000,000	12/23/2015	3/8/2017	5,019,962	5,019,962
FHLMC 1.25% non callable	5,000,000	11/20/2015	5/12/2017	5,016,327	5,016,327
			Average Rate		
JPMorgan Chase Savings			0.30%	171,383,714	171,383,714
JPMorgan Chase Savings II			0.30%	30,296,216	30,296,216
JPMorgan Chase Checking			0.43%	91,172,931	91,172,931
Lone Star Investment Pool			0.17%	47,475,488	47,475,488
TexStar Investment Pool			0.19%	9,427,665	9,427,665
TexPool Investment Pool			0.19%	<u>47,071,723</u>	<u>47,071,723</u>
<b>TOTAL INVESTMENTS</b>				<u><u>\$ 431,937,710</u></u>	<u><u>\$ 431,937,710</u></u>

Governmental Accounting Standards Board (GASB) Statement 31 requires that the book value of securities reflect the current market value. The book value of the securities listed above has been decreased by \$59,015 to reflect the current market value at December 31, 2015.

**TARRANT COUNTY, TEXAS  
CAPITAL PROJECT FUNDS  
FUND DESCRIPTIONS**

**FUND 451 - NON-DEBT CAPITAL FUND**

This fund was established to account for capital acquisitions funded from County auction proceeds, operating transfers from general fund, gas signing bonuses and gas royalties.

**FUND 475 – 1998 BOND ELECTION FUND**

This fund was established to account for the expenditure of the proceeds of General Obligation Bonds issued to fund capital acquisitions originally approved by the voters, primarily for the construction of the law center.

**FUND 476 – 2006 BOND ELECTION FUND**

This fund was established to account for the expenditure of the proceeds of General Obligation Bonds issued to fund capital acquisitions originally approved by the voters.

**FUND 477 – 2006 BOND ELECTION-TRANSPORTATION FUND**

This fund was established to account for the expenditure of the proceeds of General Obligation Bonds issued to fund transportation projects originally approved by the voters.



**TARRANT COUNTY, TEXAS  
COMBINING BALANCE SHEET  
CAPITAL PROJECTS FUNDS  
AS OF 12/31/2015**

<u>COMBINED TOTAL</u>		<u>NON-DEBT CAPITAL</u>	<u>1998 BOND ELECTION</u>	<u>2006 BOND ELECTION</u>
<b>ASSETS</b>				
\$194,899,331.86	CASH AND INVESTMENTS	\$59,677,326.83	\$58,469.69	\$48,254,365.92
184,523.78	OTHER RECEIVABLES	184,523.78	0.00	0.00
<u>0.00</u>	PREPAID EXPENSE	<u>0.00</u>	<u>0.00</u>	<u>0.00</u>
<u>\$195,083,855.64</u>	<b>TOTAL ASSETS</b>	<u>\$59,861,850.61</u>	<u>\$58,469.69</u>	<u>\$48,254,365.92</u>
<b>LIABILITIES AND FUND BALANCE</b>				
<b>LIABILITIES:</b>				
\$813,482.15	ACCOUNTS PAYABLE	\$651,903.19	\$0.00	\$161,578.96
<u>0.00</u>	OTHER LIABILITIES	<u>0.00</u>	<u>0.00</u>	<u>0.00</u>
813,482.15	<b>TOTAL LIABILITIES</b>	651,903.19	0.00	161,578.96
<b>FUND BALANCE :</b>				
<u>194,270,373.49</u>	FUND BALANCE	<u>59,209,947.42</u>	<u>58,469.69</u>	<u>48,092,786.96</u>
<u>\$195,083,855.64</u>	<b>TOTAL LIABILITIES AND FUND BALANCE</b>	<u>\$59,861,850.61</u>	<u>\$58,469.69</u>	<u>\$48,254,365.92</u>

2006  
BOND ELECTION  
TRANSPORTATION

---

\$86,909,169.42  
0.00  

---

0.00

---

---

\$86,909,169.42

\$0.00  

---

0.00  
0.00

---

86,909,169.42

---

---

\$86,909,169.42

**TARRANT COUNTY, TEXAS**  
**COMBINING STATEMENT OF REVENUES AND EXPENDITURES**  
**AND CHANGES IN FUND BALANCE**  
**CAPITAL PROJECTS FUNDS**  
**FOR THE THREE (3) MONTHS ENDED 12/31/2015**

<u>COMBINED TOTAL</u>		<u>NON-DEBT CAPITAL</u>	<u>1998 BOND ELECTION</u>	<u>2006 BOND ELECTION</u>
<b>REVENUES:</b>				
\$146,975.22	INVESTMENT INCOME	\$44,391.88	\$0.00	\$37,303.39
<u>54,728.79</u>	MISCELLANEOUS	<u>54,728.79</u>	<u>0.00</u>	<u>0.00</u>
201,704.01	TOTAL REVENUES	99,120.67	0.00	37,303.39
<b>EXPENDITURES:</b>				
<u>6,196,420.21</u>	CAPITAL/CONSTRUCTION	<u>4,811,952.32</u>	<u>0.00</u>	<u>203,592.89</u>
<u>6,196,420.21</u>	TOTAL EXPENDITURES	<u>4,811,952.32</u>	<u>0.00</u>	<u>203,592.89</u>
(5,994,716.20)	EXCESS (DEFICIT) OF REVENUES OVER EXPENDITURES	(4,712,831.65)	0.00	(166,289.50)
<b>OTHER FINANCING SOURCES (USES):</b>				
<u>7,677,895.78</u>	OPERATING TRANSFERS IN	<u>7,677,895.78</u>	<u>0.00</u>	<u>0.00</u>
1,683,179.58	EXCESS (DEFICIT ) OF REVENUES AND OPERATING TRANSFERS OVER EXPENDITURES	2,965,064.13	0.00	(166,289.50)
<b>FUND BALANCE (DEFICIT):</b>				
<u>192,587,193.91</u>	BEGINNING OF PERIOD	<u>56,244,883.29</u>	<u>58,469.69</u>	<u>48,259,076.46</u>
<u>\$194,270,373.49</u>	END OF PERIOD	<u>\$59,209,947.42</u>	<u>\$58,469.69</u>	<u>\$48,092,786.96</u>

2006  
BOND ELECTION  
TRANSPORTATION

\$65,279.95  
0.00

65,279.95

1,180,875.00

1,180,875.00

(1,115,595.05)

0.00

(1,115,595.05)

88,024,764.47

\$86,909,169.42



**TARRANT COUNTY, TEXAS  
OTHER GOVERNMENTAL FUNDS  
FUND DESCRIPTION**

**FUND 241 - LAW LIBRARY FUND**

This fund was established, pursuant to State statutes, to account for the collection and expenditure of monies collected in civil cases supporting the Tarrant County Law Library.

**FUND 251 - VEHICLE INVENTORY TAX FUND**

This fund was established, pursuant to State statutes, to account for any interest earnings generated from the vehicle inventory tax, which the collector shall retain to defray the cost of collecting this tax. The Tax Assessor has discretion over the use of this fund.

**RECORDS PRESERVATION FUNDS**

These funds were established, pursuant to State statutes, to account for the collection and expenditure of monies collected for the preservation and automation of County records. These funds are further described on page 27.

**FUND 242 - EDUCATION FUND**

This fund was established, pursuant to State statutes, to account for the collection and expenditure of monies collected to provide for the continuing education of those officials and employees associated with the probate courts and certain law enforcement offices.

**FUND T04 - PUBLIC HEALTH FUND**

The Tarrant County Hospital District provides funding for the operation of the Tarrant County Health Department in an effort to aggregate the cost of health service to Tarrant County residents. This funding arrangement began in 1999. These costs were previously paid from the County's General fund. This fund also includes the Medicaid 1115 Waiver, this waiver is to enhance access to health care, increase the quality of care, improve the cost-effectiveness of care provided and better serve the health of the patients and their families.

**FUND 223 - CONSUMER HEALTH FUND**

This fund was established, pursuant to State statutes, to account for the collection of food permit fees and expenditures incurred in connection with issuing permits and conducting inspections.

**COURT DESIGNATED FUNDS**

These funds were established to account for the collection and expenditures of court ordered fees, pursuant to State statutes. These funds are further described on page 33.

**FUNDS (D62-D87) - DISTRICT ATTORNEY CONTRACTS**

These funds are used to account for monies collected by the District Attorney which are used in the investigation of criminal activities. These monies consist primarily of fees for bad checks and forfeited monies resulting from narcotics related convictions.

**FUNDS (S43-S97) – SHERIFF CONTRACTS**

These funds are used to account for monies collected by activities in the Sheriff Department. These activities include fees from operation of the jail commissary which are used for the benefit of the jail inmates. Some of these funds are the custody of the Sheriff. Monies are also collected from forfeitures resulting from narcotics related activities.

**FUNDS (G11,T05-T99) – MISCELLANEOUS CONTRACTS**

These funds are used to account for monies received by Tarrant County as contributions for specified purposes.

**TARRANT COUNTY, TEXAS**  
**COMBINING BALANCE SHEET**  
**OTHER GOVERNMENTAL FUNDS**  
**AS OF 12/31/2015**

<u>COMBINED TOTAL</u>		<u>LAW LIBRARY</u>	<u>VEHICLE INVENTORY TAX</u>	<u>RECORDS PRESERVATION FUNDS</u>	<u>EDUCATION</u>
<b>ASSETS</b>					
\$37,870,673.55	CASH AND INVESTMENTS	\$579,032.78	\$317,035.41	\$14,395,535.20	\$177,482.05
7,127,024.94	OTHER RECEIVABLES	2,313.30	0.00	2,860.73	0.00
<u>43,493.94</u>	PREPAID EXPENSES AND INVENTORY	<u>166.67</u>	<u>0.00</u>	<u>5,407.24</u>	<u>0.00</u>
<u>\$45,041,192.43</u>	<b>TOTAL ASSETS</b>	<u>\$581,512.75</u>	<u>\$317,035.41</u>	<u>\$14,403,803.17</u>	<u>\$177,482.05</u>
<b>LIABILITIES AND FUND BALANCE</b>					
<b>LIABILITIES:</b>					
\$256,098.66	ACCOUNTS PAYABLE	\$41,034.03	\$799.00	\$8,111.38	\$238.50
4,193,486.67	OTHER LIABILITIES	10,245.03	1,633.86	73,127.04	0.00
87,223.58	DUE TO OTHER FUNDS	0.00	0.00	0.00	0.00
<u>4,904,766.38</u>	UNEARNED REVENUE	<u>0.00</u>	<u>0.00</u>	<u>0.00</u>	<u>0.00</u>
9,441,575.29	<b>TOTAL LIABILITIES</b>	51,279.06	2,432.86	81,238.42	238.50
<b>FUND BALANCE :</b>					
<u>35,599,617.14</u>	<b>FUND BALANCES</b>	<u>530,233.69</u>	<u>314,602.55</u>	<u>14,322,564.75</u>	<u>177,243.55</u>
<u>\$45,041,192.43</u>	<b>TOTAL LIABILITIES AND FUND BALANCE</b>	<u>\$581,512.75</u>	<u>\$317,035.41</u>	<u>\$14,403,803.17</u>	<u>\$177,482.05</u>

<u>PUBLIC HEALTH</u>	<u>CONSUMER HEALTH</u>	<u>COURT DESIGNATED FUNDS</u>	<u>DISTRICT ATTORNEY CONTRACTS</u>	<u>SHERIFF CONTRACTS</u>	<u>MISCELLANEOUS CONTRACTS</u>
\$8,143,202.60	\$531,687.24	\$2,480,941.18	\$4,214,346.57	\$3,960,396.06	\$3,071,014.46
6,997,265.19	0.00	1,779.15	0.00	0.00	122,806.57
15,780.55	0.00	0.00	0.00	22,139.48	0.00
<u>\$15,156,248.34</u>	<u>\$531,687.24</u>	<u>\$2,482,720.33</u>	<u>\$4,214,346.57</u>	<u>\$3,982,535.54</u>	<u>\$3,193,821.03</u>


\$20,659.13	\$637.56	\$0.00	\$38,083.98	\$34,269.08	\$112,266.00
317,549.29	27,968.97	7,367.86	3,665,780.15	58,124.46	31,690.01
0.00	0.00	0.00	0.00	0.00	87,223.58
<u>4,439,737.44</u>	<u>0.00</u>	<u>0.00</u>	<u>0.00</u>	<u>0.00</u>	<u>465,028.94</u>
4,777,945.86	28,606.53	7,367.86	3,703,864.13	92,393.54	696,208.53
<u>10,378,302.48</u>	<u>503,080.71</u>	<u>2,475,352.47</u>	<u>510,482.44</u>	<u>3,890,142.00</u>	<u>2,497,612.50</u>
<u>\$15,156,248.34</u>	<u>\$531,687.24</u>	<u>\$2,482,720.33</u>	<u>\$4,214,346.57</u>	<u>\$3,982,535.54</u>	<u>\$3,193,821.03</u>



**TARRANT COUNTY, TEXAS**  
**COMBINING STATEMENT OF REVENUES AND EXPENDITURES**  
**AND CHANGES IN FUND BALANCE**  
**OTHER GOVERNMENTAL FUNDS**  
**FOR THE THREE (3) MONTHS ENDED 12/31/2015**

<u>COMBINED TOTAL</u>		<u>LAW LIBRARY</u>	<u>VEHICLE INVENTORY TAX</u>	<u>RECORDS PRESERVATION FUNDS</u>	<u>EDUCATION</u>
	<b>REVENUES:</b>				
\$2,718,762.19	FEES OF OFFICE	\$267,550.83	\$0.00	\$1,043,338.86	\$4,550.00
2,874,399.94	INTERGOVERNMENTAL	0.00	0.00	0.00	0.00
26,174.93	INVESTMENT INCOME	457.73	248.81	10,683.71	0.00
<u>1,148,468.27</u>	MISCELLANEOUS	<u>6,580.28</u>	<u>0.00</u>	<u>7.12</u>	<u>0.00</u>
6,767,805.33	TOTAL REVENUES	274,588.84	248.81	1,054,029.69	4,550.00
	<b>EXPENDITURES:</b>				
	<b>CURRENT:</b>				
1,485,573.85	GENERAL GOVERNMENT	0.00	19,767.99	535,888.37	0.00
417,451.64	PUBLIC SAFETY	0.00	0.00	0.00	1,823.18
616,799.19	JUDICIAL	30,869.11	0.00	189,979.78	4,403.43
4,466,771.40	COMMUNITY SERVICES	242,083.42	0.00	0.00	0.00
<u>246,412.25</u>	CAPITAL/CONSTRUCTION	<u>0.00</u>	<u>13,373.50</u>	<u>38,778.27</u>	<u>0.00</u>
<u>7,233,008.33</u>	TOTAL EXPENDITURES	<u>272,952.53</u>	<u>33,141.49</u>	<u>764,646.42</u>	<u>6,226.61</u>
(465,203.00)	EXCESS (DEFICIT) OF REVENUES OVER EXPENDITURES	1,636.31	(32,892.68)	289,383.27	(1,676.61)
	<b>OTHER FINANCING SOURCES (USES):</b>				
22,282.61	OPERATING TRANSFERS IN	0.00	0.00	0.00	0.00
<u>(155,086.54)</u>	OPERATING TRANSFERS OUT	<u>0.00</u>	<u>0.00</u>	<u>0.00</u>	<u>0.00</u>
(598,006.93)	EXCESS (DEFICIT ) OF REVENUES AND OPERATING TRANSFERS OVER EXPENDITURES	1,636.31	(32,892.68)	289,383.27	(1,676.61)
	<b>FUND BALANCES:</b>				
<u>36,197,624.07</u>	BEGINNING OF PERIOD	<u>528,597.38</u>	<u>347,495.23</u>	<u>14,033,181.48</u>	<u>178,920.16</u>
<u>\$35,599,617.14</u>	END OF PERIOD	<u>\$530,233.69</u>	<u>\$314,602.55</u>	<u>\$14,322,564.75</u>	<u>\$177,243.55</u>

<u>PUBLIC HEALTH</u>	<u>CONSUMER HEALTH</u>	<u>COURT DESIGNATED FUNDS</u>	<u>DISTRICT ATTORNEY CONTRACTS</u>	<u>SHERIFF CONTRACTS</u>	<u>MISCELLANEOUS CONTRACTS</u>
\$268,515.72	\$255,772.35	\$362,617.59	\$5,820.89	\$0.00	\$510,595.95
2,557,527.75	0.00	42,026.64	0.00	0.00	274,845.55
7,403.63	373.28	1,792.11	304.71	2,920.96	1,989.99
0.00	0.00	0.00	508,034.75	454,449.18	179,396.94
<u>2,833,447.10</u>	<u>256,145.63</u>	<u>406,436.34</u>	<u>514,160.35</u>	<u>457,370.14</u>	<u>966,828.43</u>
23,449.15	0.00	34,103.50	0.00	0.00	872,364.84
0.00	0.00	0.00	0.00	270,857.01	144,771.45
0.00	0.00	96,732.66	148,097.16	0.00	146,717.05
3,534,753.73	247,499.42	0.00	0.00	0.00	442,434.83
43,035.83	0.00	11,137.83	63,068.44	64,648.18	12,370.20
<u>3,601,238.71</u>	<u>247,499.42</u>	<u>141,973.99</u>	<u>211,165.60</u>	<u>335,505.19</u>	<u>1,618,658.37</u>
(767,791.61)	8,646.21	264,462.35	302,994.75	121,864.95	(651,829.94)
0.00	0.00	0.00	0.00	0.00	22,282.61
0.00	0.00	(132,260.65)	(5,820.89)	0.00	(17,005.00)
(767,791.61)	8,646.21	132,201.70	297,173.86	121,864.95	(646,552.33)
<u>11,146,094.09</u>	<u>494,434.50</u>	<u>2,343,150.77</u>	<u>213,308.58</u>	<u>3,768,277.05</u>	<u>3,144,164.83</u>
<u>\$10,378,302.48</u>	<u>\$503,080.71</u>	<u>\$2,475,352.47</u>	<u>\$510,482.44</u>	<u>\$3,890,142.00</u>	<u>\$2,497,612.50</u>



**TARRANT COUNTY, TEXAS  
RECORDS PRESERVATION FUNDS  
FUND DESCRIPTION**

**FUND 211 - RECORDS PRESERVATION & AUTOMATION FUND - FILINGS**

This fund was established, pursuant to State statutes, to account for the collection and expenditure of monies collected from filing fees to allow for the preservation and automation of County records. The County Clerk has discretion over the use of this fund.

**FUND 212 - RECORDS PRESERVATION & AUTOMATION FUND - CONVICTIONS**

This fund was established, pursuant to State statutes, to account for the collection and expenditure of monies collected in court for the preservation and automation of County records.

**FUND 213 - RECORDS PRESERVATION & RESTORATION FUND**

This fund was established, pursuant to State statutes, to account for the collection and expenditure of monies collected from filing fees for the preservation and restoration of County records.

**FUND 214 - COURT RECORD PRESERVATION FUND**

This fund was established, pursuant to State statutes, to account for the collection and expenditure of monies collected from filing fees for the preservation and restoration of County records.

**FUND 215 – DISTRICT COURT RECORDS TECHNOLOGY (ARCHIVE) FUND**

This fund was established, pursuant to State statutes, to account for the collection and expenditure of monies collected from filing fees for the preservation and restoration of district court records archives.

**TARRANT COUNTY, TEXAS  
COMBINING BALANCE SHEET  
RECORD PRESERVATION FUNDS  
AS OF 12/31/2015**

<u>COMBINED TOTAL</u>		<u>RECORDS PRESERVATION &amp; AUTOMATION -FILINGS</u>	<u>RECORDS PRESERVATION &amp; AUTOMATION -CONVICTIONS</u>	<u>RECORDS PRESERVATION &amp; RESTORATION</u>
<b>ASSETS</b>				
\$14,395,535.20	CASH AND INVESTMENTS	\$5,817,177.96	\$345,111.24	\$6,311,454.54
2,860.73	OTHER RECEIVABLES	0.00	1,260.73	0.00
<u>5,407.24</u>	PREPAID EXPENSES AND INVENTORY	<u>0.00</u>	<u>0.00</u>	<u>5,407.24</u>
<u>\$14,403,803.17</u>	<b>TOTAL ASSETS</b>	<u>\$5,817,177.96</u>	<u>\$346,371.97</u>	<u>\$6,316,861.78</u>
<b>LIABILITIES AND FUND BALANCE</b>				
<b>LIABILITIES:</b>				
\$8,111.38	ACCOUNTS PAYABLE	\$8,089.35	\$0.00	\$22.00
<u>73,127.04</u>	OTHER LIABILITIES	<u>28,126.81</u>	<u>11,997.53</u>	<u>22,492.22</u>
81,238.42	<b>TOTAL LIABILITIES</b>	36,216.16	11,997.53	22,514.22
<b>FUND BALANCE :</b>				
<u>14,322,564.75</u>	FUND BALANCES	<u>5,780,961.80</u>	<u>334,374.44</u>	<u>6,294,347.56</u>
<u>\$14,403,803.17</u>	<b>TOTAL LIABILITIES AND FUND BALANCE</b>	<u>\$5,817,177.96</u>	<u>\$346,371.97</u>	<u>\$6,316,861.78</u>

<u>COURT RECORD PRESERVATION</u>	<u>DISTRICT COURT RECORDS TECHNOLOGY (ARCHIVE)</u>
\$1,032,178.05	\$889,613.41
700.00	900.00
0.00	0.00
<u>\$1,032,878.05</u>	<u>\$890,513.41</u>

\$0.03	\$0.00
<u>5,645.49</u>	<u>4,864.99</u>
5,645.52	4,864.99
<u>1,027,232.53</u>	<u>885,648.42</u>
<u>\$1,032,878.05</u>	<u>\$890,513.41</u>

**TARRANT COUNTY, TEXAS  
 COMBINING STATEMENT OF REVENUES AND EXPENDITURES  
 AND CHANGES IN FUND BALANCE  
 RECORDS PRESERVATION FUNDS  
 FOR THE THREE (3) MONTHS ENDED 12/31/2015**

<u>COMBINED TOTAL</u>		<u>RECORDS PRESERVATION &amp; AUTOMATION -FILINGS</u>	<u>RECORDS PRESERVATION &amp; AUTOMATION -CONVICTIONS</u>	<u>RECORDS PRESERVATION RESTORATION</u>
	<b>REVENUES:</b>			
\$1,043,338.86	FEES OF OFFICE	\$379,979.48	\$154,277.07	\$357,340.00
10,683.71	INVESTMENT INCOME	4,332.67	244.52	4,677.26
7.12	MISCELLANEOUS	7.12	0.00	0.00
<u>1,054,029.69</u>	<b>TOTAL REVENUES</b>	<u>384,319.27</u>	<u>154,521.59</u>	<u>362,017.26</u>
	<b>EXPENDITURES:</b>			
	<b>CURRENT:</b>			
535,888.37	GENERAL GOVERNMENT	230,433.24	104,515.75	200,939.38
189,979.78	JUDICIAL	73,150.48	0.00	12,028.53
38,778.27	CAPITAL/CONSTRUCTION	25,957.36	6,221.08	3,357.25
<u>764,646.42</u>	<b>TOTAL EXPENDITURES</b>	<u>329,541.08</u>	<u>110,736.83</u>	<u>216,325.16</u>
289,383.27	EXCESS (DEFICIT) OF REVENUES OVER EXPENDITURES	54,778.19	43,784.76	145,692.10
	<b>OTHER FINANCING SOURCES (USES):</b>			
<u>0.00</u>	OPERATING TRANSFERS OUT	<u>0.00</u>	<u>0.00</u>	<u>0.00</u>
289,383.27	EXCESS (DEFICIT ) OF REVENUES AND OPERATING TRANSFERS OVER EXPENDITURES	54,778.19	43,784.76	145,692.10
	<b>FUND BALANCES:</b>			
<u>14,033,181.48</u>	BEGINNING OF PERIOD	<u>5,726,183.61</u>	<u>290,589.68</u>	<u>6,148,655.46</u>
<u>\$14,322,564.75</u>	END OF PERIOD	<u>\$5,780,961.80</u>	<u>\$334,374.44</u>	<u>\$6,294,347.56</u>

<u>COURT RECORD PRESERVATION</u>	<u>DISTRICT COURT RECORDS TECHNOLOGY (ARCHIVE)</u>
\$86,153.35	\$65,588.96
769.83	659.43
<u>0.00</u>	<u>0.00</u>
86,923.18	66,248.39
0.00	0.00
58,234.77	46,566.00
<u>3,242.58</u>	<u>0.00</u>
<u>61,477.35</u>	<u>46,566.00</u>
25,445.83	19,682.39
<u>0.00</u>	<u>0.00</u>
25,445.83	19,682.39
<u>1,001,786.70</u>	<u>865,966.03</u>
<u>\$1,027,232.53</u>	<u>\$885,648.42</u>





**TARRANT COUNTY, TEXAS  
COURT DESIGNATED FUNDS  
FUND DESCRIPTION**

**FUND 221 - COURTHOUSE SECURITY FUND**

This fund was established, pursuant to State statutes, to account for the collection of Courthouse security fees assessed in court cases. Revenue is subsequently transferred to the general fund where expenditures for Courthouse security are recorded.

**FUND 224 – JUVENILE DELINQUENCY PREVENTION FUND**

This fund was established, pursuant to State statutes, to account for the collection of a fee related to graffiti court cases. The revenues in this fund are to be used to repair damages, provide educational and intervention programs, and provide rewards to the public for aiding in the apprehension and prosecution of offenders who commit graffiti offenses.

**FUND 225 - ALTERNATIVE DISPUTE RESOLUTION SYSTEM (ADRS)**

This fund was established, pursuant to State statutes, to account for an alternative dispute resolution system for the peaceable and expeditious resolution of citizen disputes.

**FUND 226 – PROBATE CONTRIBUTIONS FUND**

This fund was established, pursuant to State statutes, to account for the collection of a fee under Section 51.704. The revenues in this fund are to be used for court-related purposes for the support of the statutory probate courts.

**FUND 243 - APPELLATE JUDICIAL SYSTEM FUND**

This fund was established, pursuant to State statutes, to account for the collection and expenditure of monies collected in civil cases to provide for a portion of the operational costs of the Court of Appeals.

**FUND 227 – JUSTICE COURT TECHNOLOGY FUND**

This fund was established, pursuant to State statutes, to account for the collection and expenditure of monies to provide for technology in the justice of the peace courts.

**FUND 228 – JUSTICE COURT BUILDING SECURITY FUND**

This fund was established, pursuant to State statutes, to account for the collection and expenditure of monies to provide for security in the justice court buildings.

**FUND 229 – CHILD ABUSE PREVENTION FUND**

This fund was established, pursuant to State statutes, to account for the collection and expenditure of monies to provide for child abuse prevention programs.

**FUND 230 – FAMILY PROTECTION FUND**

This fund was established, pursuant to State statutes, to account for the collection and expenditure of monies to provide for family protection services.

**FUND 231 – GUARDIANSHIP FUND**

This fund was established, pursuant to State statutes, to account for the collection and expenditure of monies to provide compensation of a guardian ad litem, an attorney ad litem, and/or fund local guardianship programs for indigent incapacitated persons.

**FUND 232 – DRUG AND ALCOHOL COURT FUND**

This fund was established, pursuant to State statutes, to account for the collection and expenditure of monies to provide for drug and alcohol court program.

**FUND 233 – COUNTY AND DISTRICT COURT TECHNOLOGY FUND**

This fund was established, pursuant to State statutes, to account for the collection and expenditure of monies to provide for county and district court technology.

**TARRANT COUNTY, TEXAS**  
**COMBINING BALANCE SHEET**  
**COURT DESIGNATED FUNDS**  
**AS OF 12/31/2015**

<u>COMBINED TOTAL</u>		<u>COURTHOUSE SECURITY</u>	<u>JUVENILE DELINQUENCY PREVENTION</u>	<u>ADRS</u>	<u>PROBATE CONTRIBUTION FUND</u>	<u>APPELLATE JUDICIAL SYSTEM</u>
<b>ASSETS</b>						
\$2,480,941.18	CASH AND INVESTMENTS	\$0.00	\$2,249.74	\$798,665.90	\$217,716.23	\$29,672.30
<u>1,779.15</u>	OTHER RECEIVABLES	<u>0.00</u>	<u>0.00</u>	<u>792.00</u>	<u>0.00</u>	<u>327.00</u>
<u>\$2,482,720.33</u>	TOTAL ASSETS	<u>\$0.00</u>	<u>\$2,249.74</u>	<u>\$799,457.90</u>	<u>\$217,716.23</u>	<u>\$29,999.30</u>
<b>LIABILITIES AND FUND BALANCE</b>						
<b>LIABILITIES:</b>						
\$0.00	ACCOUNTS PAYABLE	\$0.00	\$0.00	\$0.00	\$0.00	\$0.00
<u>7,367.86</u>	OTHER LIABILITIES	<u>0.00</u>	<u>0.00</u>	<u>0.00</u>	<u>2,598.79</u>	<u>2,721.29</u>
7,367.86	TOTAL LIABILITIES	0.00	0.00	0.00	2,598.79	2,721.29
<b>FUND BALANCE :</b>						
<u>2,475,352.47</u>	FUND BALANCES	<u>0.00</u>	<u>2,249.74</u>	<u>799,457.90</u>	<u>215,117.44</u>	<u>27,278.01</u>
<u>\$2,482,720.33</u>	TOTAL LIABILITIES AND FUND BALANCE	<u>\$0.00</u>	<u>\$2,249.74</u>	<u>\$799,457.90</u>	<u>\$217,716.23</u>	<u>\$29,999.30</u>

<u>JUSTICE COURT TECHNOLOGY FUND</u>	<u>JUSTICE COURT BLDG SECURITY FUND</u>	<u>CHILD ABUSE PREVENTION FUND</u>	<u>FAMILY PROTECTION FUND</u>	<u>GUARDIANSHIP FUND</u>	<u>DRUG &amp; ALCOHOL COURT</u>	<u>COUNTY AND DISTRICT COURT TECHNOLOGY FUND</u>
\$110,829.88	\$0.00	\$45,090.24	\$262,918.59	\$43,727.54	\$792,506.86	\$177,563.90
0.00	0.00	5.14	420.00	0.00	183.41	51.60
<u>\$110,829.88</u>	<u>\$0.00</u>	<u>\$45,095.38</u>	<u>\$263,338.59</u>	<u>\$43,727.54</u>	<u>\$792,690.27</u>	<u>\$177,615.50</u>
\$0.00	\$0.00	\$0.00	\$0.00	\$0.00	\$0.00	\$0.00
0.00	0.00	0.00	0.00	0.00	2,047.78	0.00
0.00	0.00	0.00	0.00	0.00	2,047.78	0.00
<u>110,829.88</u>	<u>0.00</u>	<u>45,095.38</u>	<u>263,338.59</u>	<u>43,727.54</u>	<u>790,642.49</u>	<u>177,615.50</u>
<u>\$110,829.88</u>	<u>\$0.00</u>	<u>\$45,095.38</u>	<u>\$263,338.59</u>	<u>\$43,727.54</u>	<u>\$792,690.27</u>	<u>\$177,615.50</u>

**TARRANT COUNTY, TEXAS**  
**COMBINING STATEMENT OF REVENUES AND EXPENDITURES**  
**AND CHANGES IN FUND BALANCE**  
**COURT DESIGNATED FUNDS**  
**FOR THE THREE (3) MONTHS ENDED 12/31/2015**

<u>COMBINED TOTAL</u>		<u>COURTHOUSE SECURITY</u>	<u>JUVENILE DELINQUENCY PREVENTION</u>	<u>ADRS</u>	<u>PROBATE CONTRIBUTION FUND</u>	<u>APPELLATE JUDICIAL SYSTEM</u>
	<b>REVENUES:</b>					
\$362,617.59	FEES OF OFFICE	\$130,770.79	\$0.00	\$90,584.30	\$0.00	\$35,244.50
42,026.64	INTERGOVERNMENTAL	0.00	0.00	0.00	42,026.64	0.00
1,792.11	INVESTMENT INCOME	0.00	1.69	578.02	135.57	22.53
<u>406,436.34</u>	<b>TOTAL REVENUES</b>	<u>130,770.79</u>	<u>1.69</u>	<u>91,162.32</u>	<u>42,162.21</u>	<u>35,267.03</u>
	<b>EXPENDITURES:</b>					
	<b>CURRENT:</b>					
34,103.50	GENERAL GOVERNMENT	0.00	0.00	34,103.50	0.00	0.00
96,732.66	JUDICIAL	0.00	0.00	0.00	23,656.11	32,964.13
11,137.83	CAPITAL/CONSTRUCTION	0.00	0.00	0.00	0.00	0.00
<u>141,973.99</u>	<b>TOTAL EXPENDITURES</b>	<u>0.00</u>	<u>0.00</u>	<u>34,103.50</u>	<u>23,656.11</u>	<u>32,964.13</u>
264,462.35	EXCESS (DEFICIT) OF REVENUES OVER EXPENDITURES	130,770.79	1.69	57,058.82	18,506.10	2,302.90
	<b>OTHER FINANCING SOURCES (USES):</b>					
<u>(132,260.65)</u>	OPERATING TRANSFERS OUT	<u>(130,770.79)</u>	0.00	0.00	0.00	0.00
132,201.70	EXCESS (DEFICIT) OF REVENUES AND OPERATING TRANSFERS OVER EXPENDITURES	0.00	1.69	57,058.82	18,506.10	2,302.90
	<b>FUND BALANCES:</b>					
<u>2,343,150.77</u>	BEGINNING OF PERIOD	<u>0.00</u>	<u>2,248.05</u>	<u>742,399.08</u>	<u>196,611.34</u>	<u>24,975.11</u>
<u>\$2,475,352.47</u>	END OF PERIOD	<u>\$0.00</u>	<u>\$2,249.74</u>	<u>\$799,457.90</u>	<u>\$215,117.44</u>	<u>\$27,278.01</u>

JUSTICE COURT TECHNOLOGY FUND	JUSTICE COURT BUILDING SECURITY	CHILD ABUSE PREVENTION FUND	FAMILY PROTECTION FUND	GUARDIANSHIP FUND	DRUG & ALCOHOL COURT	COUNTY AND DISTRICT COURT TECHNOLOGY FUND
\$5,971.25	\$1,489.86	\$1,950.67	\$26,996.50	\$18,500.00	\$42,087.43	\$9,022.29
0.00	0.00	0.00	0.00	0.00	0.00	0.00
82.09	0.00	33.09	193.20	25.88	591.06	128.98
6,053.34	1,489.86	1,983.76	27,189.70	18,525.88	42,678.49	9,151.27
0.00	0.00	0.00	0.00	0.00	0.00	0.00
0.00	0.00	0.00	16,370.09	0.00	23,742.33	0.00
11,137.83	0.00	0.00	0.00	0.00	0.00	0.00
11,137.83	0.00	0.00	16,370.09	0.00	23,742.33	0.00
(5,084.49)	1,489.86	1,983.76	10,819.61	18,525.88	18,936.16	9,151.27
0.00	(1,489.86)	0.00	0.00	0.00	0.00	0.00
(5,084.49)	0.00	1,983.76	10,819.61	18,525.88	18,936.16	9,151.27
115,914.37	0.00	43,111.62	252,518.98	25,201.66	771,706.33	168,464.23
<u>\$110,829.88</u>	<u>\$0.00</u>	<u>\$45,095.38</u>	<u>\$263,338.59</u>	<u>\$43,727.54</u>	<u>\$790,642.49</u>	<u>\$177,615.50</u>



**TARRANT COUNTY, TEXAS  
ENTERPRISE FUNDS  
FUND DESCRIPTIONS**

**FUND 511 – RESOURCE CONNECTION**

This fund was established to account for activities of the Resource Connection.

**FUND 512 – OIL & GAS ROYALTY FUND**

This fund was established to account for proceeds from the lease of County mineral rights on the Resource Connection campus.



**TARRANT COUNTY, TEXAS**  
**COMBINING BALANCE SHEET**  
**ENTERPRISE FUNDS**  
**AS OF 12/31/2015**

<u>COMBINED TOTAL</u>		<u>RESOURCE CONNECTION</u>	<u>OIL &amp; GAS ROYALTY</u>
<b>ASSETS</b>			
\$1,852,893.26	CASH AND INVESTMENTS	\$967,001.90	\$885,891.36
44,853.57	OTHER RECEIVABLES (NET)	44,853.57	0.00
5,370.64	PREPAID EXPENSES & INVENTORY	5,370.64	0.00
<u>4,226,151.89</u>	FIXED ASSETS (NET)	<u>3,276,300.07</u>	<u>949,851.82</u>
<u>\$6,129,269.36</u>	TOTAL ASSETS	<u>\$4,293,526.18</u>	<u>\$1,835,743.18</u>
<b>LIABILITIES AND NET ASSETS</b>			
<b>LIABILITIES:</b>			
\$28,111.30	ACCOUNTS PAYABLE	\$28,111.30	\$0.00
31,420.89	OTHER LIABILITIES	31,420.89	0.00
71,011.90	UNEARNED REVENUE	71,011.90	0.00
<u>162,163.45</u>	COMPENSATED ABSENCES	<u>162,163.45</u>	<u>0.00</u>
292,707.54	TOTAL LIABILITIES	292,707.54	0.00
<b>NET ASSETS:</b>			
<u>5,836,561.82</u>	NET ASSETS	<u>4,000,818.64</u>	<u>1,835,743.18</u>
<u>5,836,561.82</u>	TOTAL NET ASSETS	<u>4,000,818.64</u>	<u>1,835,743.18</u>
<u>\$6,129,269.36</u>	TOTAL LIABILITIES AND NET ASSETS	<u>\$4,293,526.18</u>	<u>\$1,835,743.18</u>

**TARRANT COUNTY, TEXAS**  
**COMBINING STATEMENT OF REVENUES, EXPENSES**  
**AND CHANGES IN FUND NET ASSETS**  
**ENTERPRISE FUNDS**  
**FOR THE THREE (3) MONTHS ENDED 12/31/2015**

COMBINED TOTAL		RESOURCE CONNECTION	OIL & GAS ROYALTY
	<b>OPERATING REVENUES:</b>		
\$778,825.64	BUILDING RENTALS	\$778,825.64	\$0.00
39,135.21	OTHER REVENUES	4,088.06	35,047.15
817,960.85	TOTAL OPERATING REVENUES	782,913.70	35,047.15
	<b>OPERATING EXPENSES:</b>		
295,445.01	PERSONNEL	295,445.01	0.00
340,402.37	BUILDING AND EQUIPMENT	340,402.37	0.00
80,978.43	DEPRECIATION AND AMORTIZATION	59,662.08	21,316.35
25,882.00	INSURANCE PREMIUMS	25,882.00	0.00
7,790.28	OTHER EXPENSES	7,790.28	0.00
750,498.09	TOTAL OPERATING EXPENSES	729,181.74	21,316.35
67,462.76	OPERATING INCOME (LOSS)	53,731.96	13,730.80
	<b>NON-OPERATING REVENUE (EXPENSE):</b>		
1,390.01	INTEREST INCOME	739.35	650.66
68,852.77	NET INCOME (LOSS) BEFORE TRANSFERS	54,471.31	14,381.46
	<b>OPERATING TRANSFERS:</b>		
0.00	OPERATING TRANSFERS IN	0.00	0.00
0.00	OPERATING TRANSFERS OUT	0.00	0.00
68,852.77	NET INCOME (LOSS)	54,471.31	14,381.46
	<b>NET ASSETS:</b>		
5,767,709.05	BEGINNING OF PERIOD	3,946,347.33	1,821,361.72
\$5,836,561.82	END OF PERIOD	\$4,000,818.64	\$1,835,743.18



**TARRANT COUNTY, TEXAS  
INTERNAL SERVICE FUNDS  
FUND DESCRIPTIONS**

**FUND 615 - SELF INSURANCE FUND**

This fund was established to account for expenditures of bond proceeds received in fiscal year 1998 for the county self insured general liability claims.

**FUND 619 - WORKERS COMPENSATION**

This fund was established to account for workers compensation claims. Prior to the establishment of fund 615, this fund was used for general liability and automobile/property damage claims.

**FUND 621 - COUNTY CLERK PROFESSIONAL LIABILITY FUND**

This fund was established to account for the County Clerk's errors and omissions self insurance.

**FUND 622 - DISTRICT CLERK PROFESSIONAL LIABILITY FUND**

This fund was established to account for the District Clerk's errors and omissions self insurance.

**FUND 651 - EMPLOYEE BENEFITS FUND**

This fund was established to account for Tarrant County employee benefits.

**TARRANT COUNTY, TEXAS**  
**COMBINING BALANCE SHEET**  
**INTERNAL SERVICE FUNDS**  
**AS OF 12/31/2015**

<u>COMBINED TOTAL</u>		<u>SELF INSURANCE</u>	<u>WORKERS COMPENSATION</u>	<u>COUNTY CLERK PROFESSIONAL LIABILITY</u>
<b>ASSETS</b>				
\$20,689,738.01	CASH AND INVESTMENTS	\$1,053,580.18	\$2,267,582.38	\$678,485.91
532,995.30	OTHER RECEIVABLES	5,449.52	0.00	0.00
<u>161,000.00</u>	PREPAID EXPENSES AND INVENTORY	<u>0.00</u>	<u>0.00</u>	<u>0.00</u>
<u>\$21,383,733.31</u>	TOTAL ASSETS	<u>\$1,059,029.70</u>	<u>\$2,267,582.38</u>	<u>\$678,485.91</u>
<b>LIABILITIES AND NET ASSETS</b>				
<b>LIABILITIES:</b>				
\$370,808.17	ACCOUNTS PAYABLE	\$6,161.38	\$0.00	\$0.00
12,564,320.34	OTHER LIABILITIES	695,111.57	8,253,037.00	0.00
<u>49,245.27</u>	UNEARNED REVENUE	<u>0.00</u>	<u>0.00</u>	<u>0.00</u>
12,984,373.78	TOTAL LIABILITIES	701,272.95	8,253,037.00	0.00
<b>NET ASSETS:</b>				
<u>8,399,359.53</u>	NET ASSETS	<u>357,756.75</u>	<u>(5,985,454.62)</u>	<u>678,485.91</u>
<u>8,399,359.53</u>	TOTAL NET ASSETS	<u>357,756.75</u>	<u>(5,985,454.62)</u>	<u>678,485.91</u>
<u>\$21,383,733.31</u>	TOTAL LIABILITIES AND NET ASSETS	<u>\$1,059,029.70</u>	<u>\$2,267,582.38</u>	<u>\$678,485.91</u>

<u>DISTRICT CLERK PROFESSIONAL LIABILITY</u>	<u>EMPLOYEE BENEFITS</u>
\$664,659.44	\$16,025,430.10
0.00	527,545.78
0.00	161,000.00
<u>\$664,659.44</u>	<u>\$16,713,975.88</u>

\$0.00	\$364,646.79
0.00	3,616,171.77
0.00	49,245.27
<u>0.00</u>	<u>4,030,063.83</u>

<u>664,659.44</u>	<u>12,683,912.05</u>
<u>664,659.44</u>	<u>12,683,912.05</u>
<u>\$664,659.44</u>	<u>\$16,713,975.88</u>

**TARRANT COUNTY, TEXAS**  
**COMBINING STATEMENT OF REVENUES, EXPENSES**  
**AND CHANGES IN FUND NET ASSETS**  
**INTERNAL SERVICE FUNDS**  
**FOR THE THREE (3) MONTHS ENDED 12/31/2015**

<u>COMBINED TOTAL</u>		<u>SELF INSURANCE</u>	<u>WORKERS COMPENSATION</u>	<u>COUNTY CLERK PROFESSIONAL LIABILITY</u>
	<b>OPERATING REVENUES:</b>			
\$4,784,409.77	USER FEES	\$0.00	\$0.00	\$5.00
12,900,976.22	COUNTY CONTRIBUTIONS	0.00	720,274.93	0.00
154,297.06	OTHER REVENUES	174.62	3,179.02	0.00
17,839,683.05	TOTAL OPERATING REVENUES	174.62	723,453.95	5.00
	<b>OPERATING EXPENSES:</b>			
15,124.25	BUILDING AND EQUIPMENT	0.00	0.00	0.00
50,279.07	BUILDING AND EQUIPMENT	50,059.48	0.00	0.00
18,241,063.32	SELF INSURANCE CLAIMS	57,504.35	618,100.20	0.00
1,597,967.35	INSURANCE PREMIUMS	0.00	0.00	0.00
793,940.39	ADMINISTRATION	0.00	0.00	0.00
296,333.88	OTHER EXPENSES	23,907.25	19,466.63	0.00
20,994,708.26	TOTAL OPERATING EXPENSES	131,471.08	637,566.83	0.00
(3,155,025.21)	OPERATING INCOME (LOSS)	(131,296.46)	85,887.12	5.00
	<b>NON-OPERATING REVENUE (EXPENSE):</b>			
16,604.48	INTEREST INCOME	833.34	1,513.98	507.66
(3,138,420.73)	NET INCOME (LOSS) BEFORE TRANSFERS	(130,463.12)	87,401.10	512.66
	<b>OPERATING TRANSFERS:</b>			
0.00	OPERATING TRANSFERS IN	0.00	0.00	0.00
0.00	OPERATING TRANSFERS OUT	0.00	0.00	0.00
(3,138,420.73)	NET INCOME (LOSS)	(130,463.12)	87,401.10	512.66
	<b>NET ASSETS:</b>			
11,537,780.26	BEGINNING OF PERIOD	488,219.87	(6,072,855.72)	677,973.25
\$8,399,359.53	END OF PERIOD	\$357,756.75	(\$5,985,454.62)	\$678,485.91

<u>DISTRICT CLERK PROFESSIONAL LIABILITY</u>	<u>EMPLOYEE BENEFITS</u>
\$45.00	\$4,784,359.77
0.00	12,180,701.29
<u>0.00</u>	<u>150,943.42</u>
45.00	17,116,004.48
0.00	15,124.25
0.00	219.59
0.00	17,565,458.77
0.00	1,597,967.35
0.00	793,940.39
<u>0.00</u>	<u>252,960.00</u>
<u>0.00</u>	<u>20,225,670.35</u>
45.00	(3,109,665.87)
<u>497.31</u>	<u>13,252.19</u>
542.31	(3,096,413.68)
0.00	0.00
<u>0.00</u>	<u>0.00</u>
542.31	(3,096,413.68)
<u>664,117.13</u>	<u>15,780,325.73</u>
<u>\$664,659.44</u>	<u>\$12,683,912.05</u>





**TARRANT COUNTY**  
**BUDGETARY INFORMATION**



**TARRANT COUNTY, TEXAS**  
**SUMMARY BUDGET VERSUS ACTUAL (BUDGET BASIS) REVENUE AND EXPENDITURES**  
**FOR THE THREE (3) MONTHS ENDED 12/31/2015**  
**TAX SUPPORTED FUNDS**

	CURRENT MONTH ACTUAL	YTD ACTUAL	BUDGET	PERCENT	LAST YEAR PERCENT
<b><u>GENERAL FUND</u></b>					
REVENUES:					
Taxes	\$128,615,329	\$151,613,870	\$325,118,330	46.63%	52.58%
Licenses	128,150	309,831	1,010,400	30.66%	27.81%
Fees of Office	2,687,926	7,510,298	53,221,800	14.11%	14.23%
Intergovernmental	1,306,359	4,071,801	20,397,264	19.96%	18.60%
Investment Income	27,294	67,058	1,294,830	5.18%	5.50%
Other Revenues	736,160	2,919,181	12,157,150	24.01%	24.22%
Transfers	52,430	155,087	600,000	25.85%	24.54%
Contingent			5,000,000		
Cash Carryforward		75,540,394	71,065,114		
	<u>\$133,553,648</u>	<u>\$242,187,521</u>	<u>\$489,864,888</u>	<u>49.44%</u>	<u>53.32%</u>
EXPENDITURES:					
Personnel	\$25,463,553	\$72,633,497	\$306,580,276	23.69%	23.34%
Other	7,681,497	38,753,788	91,500,471	42.35%	41.92%
Transfers	2,967,720	8,906,942	35,931,889	24.79%	25.39%
Grant Match and Subsidy	18,770	36,107	4,274,354	0.84%	0.41%
Undesignated			7,591,670		
Contingent			5,000,000		
Reserves			38,986,228		
	<u>\$36,131,540</u>	<u>\$120,330,334</u>	<u>\$489,864,888</u>	<u>24.56%</u>	<u>24.27%</u>
<b><u>ROAD &amp; BRIDGE FUND</u></b>					
REVENUES:					
Taxes	\$144	\$262	\$0	OVER 100%	OVER 100%
Fees of Office	1,522,180	3,513,570	16,965,000	20.71%	20.16%
Intergovernmental	0	30,450	30,000	OVER 100%	98.55%
Investment Income	3,814	10,667	36,000	29.63%	32.75%
Other Revenues	8,044	85,769	62,000	OVER 100%	72.40%
Transfers	402,255	1,206,764	4,827,056	25.00%	25.00%
Cash Carryforward		13,028,714	11,541,503		
	<u>\$1,936,437</u>	<u>\$17,876,196</u>	<u>\$33,461,559</u>	<u>53.42%</u>	<u>57.35%</u>
EXPENDITURES:					
Personnel	\$1,522,509	\$4,364,968	\$19,196,031	22.74%	23.36%
Other	374,749	3,129,254	13,155,297	23.79%	23.14%
Grant Match and Subsidy	0	17,517	500,000	3.50%	9.53%
Undesignated			610,231		
	<u>\$1,897,259</u>	<u>\$7,511,739</u>	<u>\$33,461,559</u>	<u>22.45%</u>	<u>21.34%</u>
<b><u>DEBT SERVICE FUND</u></b>					
REVENUES:					
Taxes	\$14,471,426	\$17,058,598	\$37,369,483	45.65%	51.75%
Investment Income	2,586	3,503	31,689	11.05%	12.29%
Cash Carryforward		1,043,723	905,807		
	<u>\$14,474,012</u>	<u>\$18,105,824</u>	<u>\$38,306,979</u>	<u>47.27%</u>	<u>53.39%</u>
EXPENDITURES:					
Principal	\$0	\$0	\$22,990,000	0.00%	0.00%
Interest	0	0	14,309,979	0.00%	0.00%
Other Expenditures	0	1,250	7,000	17.86%	7.14%
Reserves			1,000,000		
	<u>\$0</u>	<u>\$1,250</u>	<u>\$38,306,979</u>	<u>0.00%</u>	<u>0.00%</u>

**TARRANT COUNTY, TEXAS  
GENERAL FUND FEES OF OFFICE ANALYSIS  
FOR THE THREE (3) MONTHS ENDED 12/31/2015  
(BUDGET BASIS)**

<u>FEE OFFICE</u>	<u>ACTUAL REVENUE</u>	<u>ANNUAL BUDGET</u>	<u>PERCENT COLLECTED</u>	<u>LAST YEAR PERCENT</u>
Tax Assessor/Collector	\$1,495,572	\$29,595,600	5.05%	5.27%
County Clerk	2,413,522	8,982,000	26.87%	26.37%
Sheriff	137,479	710,500	19.35%	21.63%
Constable 1	184,092	715,000	25.75%	25.31%
Constable 2	153,758	652,000	23.58%	25.06%
Constable 3	164,037	750,000	21.87%	24.80%
Constable 4	128,914	492,000	26.20%	23.32%
Constable 5	65,829	270,000	24.38%	21.83%
Constable 6	126,460	440,000	28.74%	25.55%
Constable 7	164,641	700,000	23.52%	24.35%
Constable 8	174,376	710,000	24.56%	23.85%
District Clerk	1,107,257	4,425,000	25.02%	22.37%
Domestic Relations	218,888	1,468,200	14.91%	19.27%
District Attorney	31,443	137,000	22.95%	21.87%
Justice of Peace 1	35,537	140,000	25.38%	27.88%
Justice of Peace 2	40,902	167,000	24.49%	24.19%
Justice of Peace 3	32,820	125,000	26.26%	25.86%
Justice of Peace 4	38,099	150,000	25.40%	24.57%
Justice of Peace 5	20,196	75,000	26.93%	38.30%
Justice of Peace 6	44,107	155,000	28.46%	33.78%
Justice of Peace 7	42,009	190,000	22.11%	25.80%
Justice of Peace 8	33,231	125,000	26.58%	25.86%
County Courts	4,824	18,000	26.80%	26.60%
Elections	379	1,500	25.24%	2.19%
Medical Examiner	584,706	1,750,000	33.41%	29.61%
Other	<u>67,220</u>	<u>278,000</u>	<u>24.18%</u>	<u>25.70%</u>
<b>TOTAL</b>	<b><u><u>\$7,510,298</u></u></b>	<b><u><u>\$53,221,800</u></u></b>	<b>14.11%</b>	<b>14.23%</b>
RATABLE COLLECTION PERCENTAGE			<u><u>25.00%</u></u>	

**TARRANT COUNTY, TEXAS  
BUDGET REPORT  
FOR THE THREE (3) MONTHS ENDED 12/31/2015**

GENERAL FUND	CURRENT	ENCUMBRANCES	TOTAL	TOTAL	UNEXPENDED	% BUDGET USED
	MONTH EXPENDITURES	AND COMMITMENTS	EXPENDITURES ENCUMBRANCES & COMMITMENTS			
County Judge	86,930.16	201.50	254,297.35	1,031,421.00	777,123.65	24.66%
County Administrator	157,479.98	56,238.08	506,544.60	2,227,810.00	1,721,265.40	22.74%
Non-Departmental	4,290,937.21	1,908,294.63	14,280,295.93	50,070,175.00	35,789,879.07	28.52%
Auditor	548,369.25	3,797.87	1,599,597.25	6,742,895.00	5,143,297.75	23.72%
Budget/Risk Management	63,284.59	717.50	180,155.94	765,162.00	585,006.06	23.54%
Tax Assessor / Collector	1,577,678.23	325,070.17	4,166,549.56	14,684,849.00	10,518,299.44	28.37%
Elections Administration	235,443.43	63,579.32	1,100,535.00	6,108,449.00	5,007,914.00	18.02%
Information Technology	4,151,120.35	1,853,417.38	10,935,786.99	38,083,517.00	27,147,730.01	28.72%
Human Resources	240,395.23	16,860.83	704,036.95	3,075,888.00	2,371,851.05	22.89%
Purchasing	187,688.28	177.44	521,518.02	2,243,727.00	1,722,208.98	23.24%
Facilities	337,038.18	305,805.33	1,251,577.59	4,275,370.00	3,023,792.41	29.27%
Sheriff	3,589,978.62	666,514.64	10,743,321.36	42,568,584.00	31,825,262.64	25.24%
Sheriff - Confinement	6,479,356.22	6,472,798.00	24,028,259.03	76,645,128.00	52,616,868.97	31.35%
Constable Precinct 1	103,517.31	934.20	301,463.66	1,237,470.00	936,006.34	24.36%
Constable Precinct 2	99,437.36	19,007.20	303,466.23	1,168,312.00	864,845.77	25.97%
Constable Precinct 3	107,456.43	43,066.40	368,210.41	1,358,486.00	990,275.59	27.10%
Constable Precinct 4	79,135.90	8,684.88	237,319.10	962,329.00	725,009.90	24.66%
Constable Precinct 5	69,522.46	5,407.34	205,571.73	824,204.00	618,632.27	24.94%
Constable Precinct 6	77,467.26	21,066.33	248,635.23	923,830.00	675,194.77	26.91%
Constable Precinct 7	100,542.52	5,400.00	290,790.93	1,176,923.00	886,132.07	24.71%
Constable Precinct 8	94,181.94	7,532.26	272,711.79	1,119,969.00	847,257.21	24.35%
Medical Examiner	774,920.36	982,082.92	3,310,312.12	8,936,003.00	5,625,690.88	37.04%
Fire Marshal	32,583.42	-	91,723.30	384,547.00	292,823.70	23.85%
Community Supervision	6,187.93	-	22,321.61	123,250.00	100,928.39	18.11%
Juvenile Services	1,454,258.28	1,479,720.63	5,519,641.19	17,436,930.00	11,917,288.81	31.65%
Pretrial Services	103,373.16	-	300,486.83	1,305,229.00	1,004,742.17	23.02%
Buildings	1,558,794.66	4,619,565.62	8,260,063.56	22,613,014.00	14,352,950.44	36.53%
17TH District Court	24,644.66	-	71,394.80	287,447.00	216,052.20	24.84%
48TH District Court	22,904.76	-	66,035.00	267,687.00	201,652.00	24.67%
67TH District Court	23,068.37	600.00	67,031.04	268,611.00	201,579.96	24.95%
96TH District Court	23,383.17	-	67,032.83	272,806.00	205,773.17	24.57%
141ST District Court	22,778.24	-	66,557.82	268,311.00	201,753.18	24.81%
153RD District Court	23,338.12	-	67,905.51	274,556.00	206,650.49	24.73%
236TH District Court	23,562.23	-	71,577.84	307,280.00	235,702.16	23.29%
342ND District Court	22,986.14	-	66,635.26	268,407.00	201,771.74	24.83%
348TH District Court	23,392.72	-	65,470.49	267,487.00	202,016.51	24.48%
352ND District Court	23,448.69	-	69,404.46	275,532.00	206,127.54	25.19%
Criminal District Court 1	79,612.12	-	302,765.48	1,208,475.00	905,709.52	25.05%
Criminal District Court 2	94,339.34	-	347,622.77	1,341,208.00	993,585.23	25.92%
Criminal District Court 3	98,780.20	171.54	304,232.03	1,324,663.00	1,020,430.97	22.97%
Criminal District Court 4	97,755.99	-	247,089.09	1,301,861.00	1,054,771.91	18.98%
213TH District Court	100,174.17	161.88	314,941.68	1,514,966.00	1,200,024.32	20.79%
297TH District Court	112,016.62	-	395,077.97	1,378,862.00	983,784.03	28.65%
371ST District Court	111,060.51	-	293,787.74	1,412,928.00	1,119,140.26	20.79%
372ND District Court	131,866.70	-	382,733.49	1,534,473.00	1,151,739.51	24.94%
396TH District Court	170,227.05	9.59	436,370.29	1,580,816.00	1,144,445.71	27.60%
432ND District Court	138,225.16	-	365,255.56	1,578,003.00	1,212,747.44	23.15%
Magistrate Court	76,068.51	-	214,471.48	894,607.00	680,135.52	23.97%
231ST District Court	66,140.10	-	154,156.53	617,472.00	463,315.47	24.97%
233RD District Court	63,952.28	-	175,846.68	766,972.00	591,125.32	22.93%
322ND District Court	47,020.30	-	141,960.69	614,829.00	472,868.31	23.09%
323RD District Court	198,245.88	600.00	611,277.76	3,154,503.00	2,543,225.24	19.38%
324TH District Court	58,842.41	57.57	163,344.78	712,130.00	548,785.22	22.94%
325TH District Court	58,319.89	14.00	150,488.07	639,222.00	488,733.93	23.54%
360TH District Court	49,815.22	-	137,074.39	615,143.00	478,068.61	22.28%
Special Judges	11,045.12	-	44,010.84	273,459.00	229,448.16	16.09%
Criminal Court Administration	112,919.42	1,550.00	334,609.23	1,296,458.00	961,848.77	25.81%
Grand Jury	14,890.13	-	43,272.83	174,067.00	130,794.17	24.86%
Criminal Attorney Appointment	51,353.03	858.34	149,664.13	601,412.00	451,747.87	24.89%
Criminal Mental Health Court	14,889.45	-	40,904.57	209,361.00	168,456.43	19.54%
County Court at Law #1	46,847.25	-	133,065.63	555,671.00	422,605.37	23.95%
County Court at Law #2	46,933.74	-	134,690.61	554,937.00	420,246.39	24.27%
County Court at Law #3	45,307.71	-	135,133.11	548,051.00	412,917.89	24.66%
County Criminal Court 1	65,968.26	-	206,342.56	917,873.00	711,530.44	22.48%

TARRANT COUNTY, TEXAS  
BUDGET REPORT  
FOR THE THREE (3) MONTHS ENDED 12/31/2015

	CURRENT MONTH EXPENDITURES	ENCUMBRANCES AND COMMITMENTS	TOTAL EXPENDITURES ENCUMBRANCES & COMMITMENTS	TOTAL BUDGET	UNEXPENDED BUDGET	% BUDGET USED
<b>GENERAL FUND (cont'd)</b>						
County Criminal Court 2	68,790.05	-	210,970.54	823,666.00	612,695.46	25.61%
County Criminal Court 3	67,359.67	-	209,773.23	764,016.00	554,242.77	27.46%
County Criminal Court 4	62,894.71	-	188,385.36	829,407.00	641,021.64	22.71%
County Criminal Court 5	75,236.27	-	224,287.90	1,221,273.00	996,985.10	18.37%
County Criminal Court 6	58,438.39	-	175,300.47	726,933.00	551,632.53	24.12%
County Criminal Court 7	70,607.20	-	212,576.04	888,118.00	675,541.96	23.94%
County Criminal Court 8	66,877.44	-	174,059.68	755,716.00	581,656.32	23.03%
County Criminal Court 9	59,299.03	-	186,445.18	726,542.00	540,096.82	25.66%
County Criminal Court 10	65,094.37	-	193,920.79	774,892.00	580,971.21	25.03%
Probate Court 1	146,188.30	537.15	426,223.33	2,014,214.00	1,587,990.67	21.16%
Probate Court 2	158,558.38	81.73	439,418.42	2,097,678.00	1,658,259.58	20.95%
Justice of the Peace Pct 1	59,533.42	-	169,819.72	709,410.00	539,590.28	23.94%
Justice of the Peace Pct 2	58,147.82	-	167,016.19	695,081.00	528,064.81	24.03%
Justice of the Peace Pct 3	57,011.21	639.00	173,055.44	672,852.00	499,796.56	25.72%
Justice of the Peace Pct 4	71,082.17	-	186,550.29	722,703.00	536,152.71	25.81%
Justice of the Peace Pct 5	40,454.71	-	119,693.54	506,278.00	386,584.46	23.64%
Justice of the Peace Pct 6	54,265.31	1,085.00	160,483.90	660,951.00	500,467.10	24.28%
Justice of the Peace Pct 7	61,687.73	-	178,255.71	790,895.00	612,639.29	22.54%
Justice of the Peace Pct 8	59,774.52	-	162,767.24	671,016.00	508,248.76	24.26%
District Attorney	2,920,306.69	174,085.35	8,790,537.34	38,339,962.00	29,549,424.66	22.93%
District Clerk	836,043.06	39,788.24	2,491,523.08	10,086,872.00	7,595,348.92	24.70%
County Clerk	878,422.68	10,942.76	2,314,284.35	9,991,965.00	7,677,680.65	23.16%
Domestic Relations	608,331.44	8,530.70	1,764,498.92	7,357,403.00	5,592,904.08	23.98%
Jury Services	91,557.99	220.20	506,031.73	1,892,025.00	1,385,993.27	26.75%
Courts / Judiciary	33,677.16	-	246,028.91	2,359,856.00	2,113,827.09	10.43%
Human Services	252,804.21	574.46	695,484.12	4,735,372.00	4,039,887.88	14.69%
Child Protective Services	25,013.09	2,058,824.00	2,125,755.49	2,425,824.00	300,068.51	87.63%
Public Assistance	-	-	58,577.25	351,763.00	293,185.75	16.65%
Texas AgriLife Extension	61,561.73	2,450.00	180,359.23	753,013.00	572,653.77	23.95%
Veterans Services	30,308.87	4.06	87,400.19	365,696.00	278,295.81	23.90%
Historical Commission	10,240.40	157.06	30,315.43	127,227.00	96,911.57	23.83%
<b>10010-2016 General Fund - Cash Match</b>						
Sheriff	14,610.52	-	14,610.52	65,312.00	50,701.48	22.37%
County Criminal Court 5	-	-	-	78,602.00	78,602.00	0.00%
District Attorney	4,159.36	-	4,281.00	148,500.00	144,219.00	2.88%
<b>10020-2016 General Fund - Operating Subsidy</b>						
Sheriff	-	-	17,215.54	65,163.00	47,947.46	26.42%
Juvenile Services	-	-	-	3,916,777.00	3,916,777.00	0.00%
<b>SUBTOTAL</b>	<b>36,131,540.28</b>	<b>21,167,883.10</b>	<b>120,330,334.37</b>	<b>438,286,990.00</b>	<b>317,956,655.63</b>	<b>27.45%</b>
<b>UNDESIGNATED</b>				<b>7,591,670.00</b>	<b>7,591,670.00</b>	
<b>CONTINGENT</b>				<b>5,000,000.00</b>	<b>5,000,000.00</b>	
<b>RESERVES</b>				<b>38,986,228.00</b>	<b>38,986,228.00</b>	
<b>FUND TOTAL</b>	<b>\$ 36,131,540.28</b>	<b>\$ 21,167,883.10</b>	<b>\$ 120,330,334.37</b>	<b>\$ 489,864,888.00</b>	<b>\$ 369,534,553.63</b>	<b>24.56%</b>

TARRANT COUNTY, TEXAS  
BUDGET REPORT  
FOR THE THREE (3) MONTHS ENDED 12/31/2015

	CURRENT MONTH EXPENDITURES	ENCUMBRANCES AND COMMITMENTS	TOTAL EXPENDITURES ENCUMBRANCES & COMMITMENTS	TOTAL BUDGET	UNEXPENDED BUDGET	% BUDGET USED
<b>ROAD AND BRIDGE (261)</b>						
Buildings	3,797.11	1,055.47	6,919.39	30,512.00	23,592.61	22.68%
Commissioner Precinct 1	424,789.48	947,239.85	2,217,357.29	7,623,205.00	5,405,847.71	29.09%
Commissioner Precinct 2	264,621.97	269,745.79	1,053,565.37	4,311,220.00	3,257,654.63	24.44%
Commissioner Precinct 3	326,414.20	408,170.70	1,503,994.21	5,383,295.00	3,879,300.79	27.94%
Commissioner Precinct 4	625,569.37	341,876.43	1,825,984.93	7,080,489.00	5,254,504.07	25.79%
Right of Way	36,457.95	-	105,182.32	4,619,416.00	4,514,233.68	2.28%
Transportation	195,439.50	96,210.71	662,066.91	2,845,341.00	2,183,274.09	23.27%
Road & Bridge Non-Department	20,169.02	28,756.00	119,151.71	457,850.00	338,698.29	26.02%
<b>26110-2016 Road &amp; Bridge Grant Match</b>						
Transportation	(0.02)	-	17,516.72	500,000.00	482,483.28	3.50%
<b>SUBTOTAL</b>	<u>1,897,258.58</u>	<u>2,093,054.95</u>	<u>7,511,738.85</u>	<u>32,851,328.00</u>	<u>25,339,589.15</u>	<u>22.87%</u>
<b>UNDESIGNATED</b>				610,231.00	610,231.00	
<b>FUND TOTAL</b>	<u>\$ 1,897,258.58</u>	<u>\$ 2,093,054.95</u>	<u>\$ 7,511,738.85</u>	<u>\$ 33,461,559.00</u>	<u>\$ 25,949,820.15</u>	<u>22.45%</u>
<b>DEBT SERVICE (321)</b>						
Interest and Sinking	-	-	1,250.00	37,306,979.00	37,305,729.00	0.00%
<b>RESERVES</b>				1,000,000.00	1,000,000.00	
<b>FUND TOTAL</b>	<u>\$ -</u>	<u>\$ -</u>	<u>\$ 1,250.00</u>	<u>\$ 38,306,979.00</u>	<u>\$ 38,305,729.00</u>	<u>0.00%</u>



**TARRANT COUNTY, TEXAS**  
**SPECIAL BUDGETS**  
**FOR THE THREE (3) MONTHS ENDED 12/31/2015**  
**BUDGET VERSUS ACTUAL (BUDGET BASIS) REVENUE**

<b>FUND #</b>	<b>FUND NAME</b>	<b>ACTUAL REVENUE</b>	<b>BUDGETED REVENUE</b>	<b>PERCENT COLLECTED</b>
211	Records Preservation/Automation-Filing	\$ 384,319	\$ 1,603,000	23.97%
212	Records Preservation/Automation-Conviction	154,522	646,500	23.90%
213	Records Preservation/Restoration	362,017	1,516,000	23.88%
214	Court Record Preservation Fund	86,923	357,400	24.32%
215	District Court Records Technology Fund	66,248	251,900	26.30%
221	Courthouse Security Fund	130,771	500,000	26.15%
223	Consumer Health Fund	256,146	976,100	26.24%
224	Juvenile Delinquency Prevention	2	-	OVER 100%
225	Alternative Dispute Resolution	91,162	386,800	23.57%
226	Probate Contributions Fund	42,162	140,300	30.05%
227	Justice Court Technology Fund	6,053	24,200	25.01%
228	Justice Court Building Security	1,490	4,680	31.84%
229	Child Abuse Prevention Fund	1,984	7,300	27.18%
230	Family Protection	27,190	120,600	22.55%
231	Guardianship	18,526	82,040	22.58%
232	Drug & Alcohol Court	42,678	172,900	24.68%
233	County and District Court Technology Fund	9,151	50,350	18.17%
241	Law Library	274,589	1,152,300	23.83%
242	Education Fund	4,550	19,000	23.95%
243	Appellate Judicial System	35,267	145,075	24.31%
251	Vehicle Inventory Tax	249	48,900	0.51%
451	Non-Debt Capital	7,794,874	30,831,583	25.28%
476	2006 Bond Election - Buildings	37,303	25,000	OVER 100%
477	2006 Bond Election - Transportation	65,280	150,000	43.52%
511	Resource Connection	783,653	3,284,182	23.86%
512	Oil & Gas Royalty Resource Connection	35,698	101,500	35.17%
615	Self Insurance	1,008	277,000	0.36%
619	Workers Compensation	724,968	2,817,500	25.73%
621	County Clerk Professional Liability	513	1,600	32.06%
622	District Clerk Professional Liability	542	1,600	33.88%
651	Employee Group Insurance - Medical	17,135,611	70,040,100	24.47%
D62	DA Restitution Collection Fee	5,821	25,000	23.28%
D83	DA Non-Drug Forfeitures	91,049	600	OVER 100%
D87	DA Law Enforcement	417,291	483,802	86.25%
G11	8th Admin Judicial Region	26,179	103,560	25.28%
S87	Sheriff's Inmate Commissary Fund	389,151	1,506,200	25.84%
S95	Sheriff Federal Forfeiture-Treasury Funds	411	1,300	31.62%
S96	Sheriff Federal Forfeiture-Non DEA	9,547	600	OVER 100%
S97	Sheriff Federal Forfeiture-Justice Funds	58,261	200	OVER 100%
T04	Public Health	2,833,447	11,873,824	23.86%
T0450	Public Health 1115 Waiver	-	13,351,502	0.00%
T05	Section 125 Forfeitures	620	1,600	38.75%
T06	Children's Home Fund	424	1,940	21.86%
T07	Bail Bond Board	5,150	25,650	20.08%
T08	TDPRS - Title IVE	50,215	300	OVER 100%
T09	Constable Forfeiture	271	-	OVER 100%
T10	Juvenile Probation District	4,602	20,400	22.56%
T11	Unclaimed Juvenile Restitution	8	-	OVER 100%
T13	Deferred Prosecution Program	19,675	140,000	14.05%
T20	Historical Commission	1,280	286	OVER 100%
T21	Historical Comm Archives	1,156	1,018	OVER 100%
T23	Cemetery Fund	29	90	32.22%
T30	DA - JPS Contract	105,356	421,426	25.00%
T31	Emergency Services District #1	19,889	77,203	25.76%
T33	CSCD Bond Supervision Unit	124,142	551,750	22.50%
T34	Criminal Courts Drug Program	16,737	-	OVER 100%

**TARRANT COUNTY, TEXAS**  
**SPECIAL BUDGETS**  
**FOR THE THREE (3) MONTHS ENDED 12/31/2015**  
**BUDGET VERSUS ACTUAL (BUDGET BASIS) REVENUE**

<u>FUND #</u>	<u>FUND NAME</u>	<u>ACTUAL REVENUE</u>	<u>BUDGETED REVENUE</u>	<u>PERCENT COLLECTED</u>
T37	Medical Examiner Conference Fund	39	50	78.00%
T39	Inmate Reintegration Program	-	-	0.00%
T41	PMC Insured - 340B	906,379	1,992,959	45.48%
T52	Miscellaneous Donations-Juvenile Probation	1,996	7,100	28.11%
T53	Tarrant County Disaster Relief Donations	21	-	OVER 100%
T56	Miscellaneous Donations - Human Services	68	200	34.00%
T5640	Human Services - Reliant Energy	-	-	0.00%
T5642	Human Services - Cirro	2	-	OVER 100%
T57	Miscellaneous Donations-CPS	15,770	56,060	28.13%
T58	Miscellaneous Donations-Health Dept	32	130	24.62%
T60	Miscellaneous Donations-Family Court	1,966	7,000	28.09%
T61	Miscellaneous Donations-CRCG	25,013	25,020	99.97%
T62	Miscellaneous Donations-Peace Officers Memorial	15	50	30.00%
T65	ATTF Rental Assoc Donation	1	-	OVER 100%
T71	Contract Elections	93,766	1,650,000	5.68%
T73	Elections Chapter 19	193	380,939	0.05%

TARRANT COUNTY, TEXAS  
BUDGET REPORT  
FOR THE THREE (3) MONTHS ENDED 12/31/2015

	CURRENT MONTH EXPENDITURES	ENCUMBRANCES AND COMMITMENTS	TOTAL EXPENDITURES ENCUMBRANCES & COMMITMENTS	TOTAL BUDGET	UNEXPENDED BUDGET	% BUDGET USED
<b>RECORDS PRESERVATION &amp; AUTOMATION - FILINGS (211)</b>						
County Clerk	125,099.27	20,495.12	345,400.48	7,174,016.00	6,828,615.52	4.81%
FUND TOTAL	<u>\$ 125,099.27</u>	<u>\$ 20,495.12</u>	<u>\$ 345,400.48</u>	<u>\$ 7,174,016.00</u>	<u>\$ 6,828,615.52</u>	<u>4.81%</u>
<b>RECORDS PRESERVATION &amp; AUTOMATION - CONVICTIONS (212)</b>						
Information Technology	40,197.14	-	107,633.75	905,310.00	797,676.25	11.89%
FUND TOTAL	<u>\$ 40,197.14</u>	<u>\$ -</u>	<u>\$ 107,633.75</u>	<u>\$ 905,310.00</u>	<u>\$ 797,676.25</u>	<u>11.89%</u>
<b>RECORDS PRESERVATION &amp; RESTORATION (213)</b>						
County Clerk	73,019.82	48,665.16	263,311.16	5,707,818.00	5,444,506.84	4.61%
FUND TOTAL	<u>\$ 73,019.82</u>	<u>\$ 48,665.16</u>	<u>\$ 263,311.16</u>	<u>\$ 5,707,818.00</u>	<u>\$ 5,444,506.84</u>	<u>4.61%</u>
<b>COURT RECORD PRESERVATION FUND (214)</b>						
Information Technology	2,625.60	-	3,242.58	751,041.00	747,798.42	0.43%
District Clerk	20,033.37	-	58,234.77	602,770.00	544,535.23	9.66%
FUND TOTAL	<u>\$ 22,658.97</u>	<u>\$ -</u>	<u>\$ 61,477.35</u>	<u>\$ 1,353,811.00</u>	<u>\$ 1,292,333.65</u>	<u>4.54%</u>
<b>DISTRICT COURT RECORD TECHNOLOGY FUND (215)</b>						
District Clerk	16,053.56	-	46,566.00	1,091,977.00	1,045,411.00	4.26%
FUND TOTAL	<u>\$ 16,053.56</u>	<u>\$ -</u>	<u>\$ 46,566.00</u>	<u>\$ 1,091,977.00</u>	<u>\$ 1,045,411.00</u>	<u>4.26%</u>
<b>COURTHOUSE SECURITY FUND (221)</b>						
Non-Departmental	45,679.27	-	130,770.79	500,000.00	369,229.21	26.15%
FUND TOTAL	<u>\$ 45,679.27</u>	<u>\$ -</u>	<u>\$ 130,770.79</u>	<u>\$ 500,000.00</u>	<u>\$ 369,229.21</u>	<u>26.15%</u>
<b>CONSUMER HEALTH (223)</b>						
Public Health	85,128.36	-	247,499.42	1,395,170.00	1,147,670.58	17.74%
FUND TOTAL	<u>\$ 85,128.36</u>	<u>\$ -</u>	<u>\$ 247,499.42</u>	<u>\$ 1,395,170.00</u>	<u>\$ 1,147,670.58</u>	<u>17.74%</u>
<b>JUVENILE DELINQUENCY PREVENTION (224)</b>						
Facilities	-	-	-	2,197.00	2,197.00	0.00%
FUND TOTAL	<u>\$ -</u>	<u>\$ -</u>	<u>\$ -</u>	<u>\$ 2,197.00</u>	<u>\$ 2,197.00</u>	<u>0.00%</u>
<b>ADRS (225)</b>						
Non-Departmental	-	-	34,103.50	1,120,193.00	1,086,089.50	3.04%
FUND TOTAL	<u>\$ -</u>	<u>\$ -</u>	<u>\$ 34,103.50</u>	<u>\$ 1,120,193.00</u>	<u>\$ 1,086,089.50</u>	<u>3.04%</u>
<b>PROBATE CONTRIBUTIONS FUND (226)</b>						
Probate Court 1	4,262.94	-	11,503.50	210,019.00	198,515.50	5.48%
Probate Court 2	4,217.04	-	12,152.61	90,182.00	78,029.39	13.48%
FUND TOTAL	<u>\$ 8,479.98</u>	<u>\$ -</u>	<u>\$ 23,656.11</u>	<u>\$ 300,201.00</u>	<u>\$ 276,544.89</u>	<u>7.88%</u>

TARRANT COUNTY, TEXAS  
BUDGET REPORT  
FOR THE THREE (3) MONTHS ENDED 12/31/2015

	CURRENT MONTH EXPENDITURES	ENCUMBRANCES AND COMMITMENTS	TOTAL EXPENDITURES ENCUMBRANCES & COMMITMENTS	TOTAL BUDGET	UNEXPENDED BUDGET	% BUDGET USED
<b>JUSTICE COURT TECHNOLOGY (227)</b>						
Information Technology	-	-	-	120,209.00	120,209.00	0.00%
FUND TOTAL	<u>\$ -</u>	<u>\$ -</u>	<u>\$ -</u>	<u>\$ 120,209.00</u>	<u>\$ 120,209.00</u>	<u>0.00%</u>
<b>JUSTICE COURT BLDG SECURITY (228)</b>						
Non-Departmental	486.78	-	1,489.86	4,680.00	3,190.14	31.83%
FUND TOTAL	<u>\$ 486.78</u>	<u>\$ -</u>	<u>\$ 1,489.86</u>	<u>\$ 4,680.00</u>	<u>\$ 3,190.14</u>	<u>31.83%</u>
<b>CHILD ABUSE PREVENTION (229)</b>						
Non-Departmental	-	-	-	50,507.00	50,507.00	0.00%
FUND TOTAL	<u>\$ -</u>	<u>\$ -</u>	<u>\$ -</u>	<u>\$ 50,507.00</u>	<u>\$ 50,507.00</u>	<u>0.00%</u>
<b>FAMILY PROTECTION (230)</b>						
Non-Departmental	-	-	-	164,254.00	164,254.00	0.00%
323RD District Court	-	81,850.51	98,220.60	104,000.00	5,779.40	94.44%
Public Assistance	-	-	-	100,000.00	100,000.00	0.00%
FUND TOTAL	<u>\$ -</u>	<u>\$ 81,850.51</u>	<u>\$ 98,220.60</u>	<u>\$ 368,254.00</u>	<u>\$ 270,033.40</u>	<u>26.67%</u>
<b>GUARDIANSHIP (231)</b>						
Non-Departmental	-	-	-	104,194.00	104,194.00	0.00%
FUND TOTAL	<u>\$ -</u>	<u>\$ -</u>	<u>\$ -</u>	<u>\$ 104,194.00</u>	<u>\$ 104,194.00</u>	<u>0.00%</u>
<b>DRUG &amp; ALCOHOL COURT (232)</b>						
Community Supervision	-	-	-	27,000.00	27,000.00	0.00%
323RD District Court	-	98,220.48	98,220.48	460,171.00	361,950.52	21.34%
Criminal Court Administration	9,156.71	-	23,742.33	431,999.00	408,256.67	5.50%
FUND TOTAL	<u>\$ 9,156.71</u>	<u>\$ 98,220.48</u>	<u>\$ 121,962.81</u>	<u>\$ 919,170.00</u>	<u>\$ 797,207.19</u>	<u>13.27%</u>
<b>COUNTY &amp; DISTRICT COURT TECHNOLOGY FUND (233)</b>						
Information Technology	-	-	-	219,195.00	219,195.00	0.00%
FUND TOTAL	<u>\$ -</u>	<u>\$ -</u>	<u>\$ -</u>	<u>\$ 219,195.00</u>	<u>\$ 219,195.00</u>	<u>0.00%</u>
<b>LAW LIBRARY (241)</b>						
Law Library	133,753.24	471,632.02	713,715.44	1,383,774.00	670,058.56	51.58%
Judicial Law Library	14,065.00	134,152.00	165,021.11	175,000.00	9,978.89	94.30%
FUND TOTAL	<u>\$ 147,818.24</u>	<u>\$ 605,784.02</u>	<u>\$ 878,736.55</u>	<u>\$ 1,558,774.00</u>	<u>\$ 680,037.45</u>	<u>56.37%</u>
<b>EDUCATION FUND (242)</b>						
Sheriff	51.50	-	2,523.18	110,019.00	107,495.82	2.29%
Sheriff - Confinement	-	-	350.00	12,522.00	12,172.00	2.80%
Constable Precinct 1	-	-	-	730.00	730.00	0.00%
Constable Precinct 2	-	-	-	740.00	740.00	0.00%
Constable Precinct 3	-	-	-	2,328.00	2,328.00	0.00%
Constable Precinct 4	-	-	-	9,632.00	9,632.00	0.00%
Constable Precinct 5	-	-	-	1,533.00	1,533.00	0.00%
Constable Precinct 6	-	-	-	2,694.00	2,694.00	0.00%
Constable Precinct 7	-	-	-	3,371.00	3,371.00	0.00%
Constable Precinct 8	-	-	-	655.00	655.00	0.00%
Probate Court 1	1,208.80	-	1,208.80	23,868.00	22,659.20	5.06%
Probate Court 2	238.50	-	2,144.63	21,601.00	19,456.37	9.93%
District Attorney	-	-	-	2,213.00	2,213.00	0.00%
FUND TOTAL	<u>\$ 1,498.80</u>	<u>\$ -</u>	<u>\$ 6,226.61</u>	<u>\$ 191,906.00</u>	<u>\$ 185,679.39</u>	<u>3.24%</u>

**TARRANT COUNTY, TEXAS  
BUDGET REPORT  
FOR THE THREE (3) MONTHS ENDED 12/31/2015**

	CURRENT MONTH EXPENDITURES	ENCUMBRANCES AND COMMITMENTS	TOTAL EXPENDITURES ENCUMBRANCES & COMMITMENTS	TOTAL BUDGET	UNEXPENDED BUDGET	% BUDGET USED
<b>APPELLATE JUDICIAL SYSTEM (243)</b>						
Appeals Court	11,317.96	-	32,964.13	170,075.00	137,110.87	19.38%
FUND TOTAL	<u>\$ 11,317.96</u>	<u>\$ -</u>	<u>\$ 32,964.13</u>	<u>\$ 170,075.00</u>	<u>\$ 137,110.87</u>	<u>19.38%</u>
<b>VEHICLE INVENTORY TAX (251)</b>						
Tax Assessor / Collector	7,619.13	-	20,566.99	384,099.00	363,532.01	5.35%
FUND TOTAL	<u>\$ 7,619.13</u>	<u>\$ -</u>	<u>\$ 20,566.99</u>	<u>\$ 384,099.00</u>	<u>\$ 363,532.01</u>	<u>5.35%</u>
<b>NON-DEBT CAPITAL (451)</b>						
County Judge	-	-	-	3,300.00	3,300.00	0.00%
County Administrator	-	-	-	18,600.00	18,600.00	0.00%
Non-Departmental	-	-	-	6,560,458.00	6,560,458.00	0.00%
Auditor	-	6,865.35	6,865.35	17,070.00	10,204.65	40.22%
Budget/Risk Management	-	-	-	912.00	912.00	0.00%
Tax Assessor / Collector	-	6,511.62	17,235.62	67,340.00	50,104.38	25.59%
Information Technology	255,001.25	1,141,905.60	2,596,940.82	19,415,684.00	16,818,743.18	13.38%
Human Resources	615.82	-	615.82	1,200.00	584.18	51.32%
Purchasing	-	-	-	2,000.00	2,000.00	0.00%
Facilities	-	-	20,073.00	50,943.00	30,870.00	39.40%
Sheriff	46,985.36	9,483.07	71,268.47	73,689.00	2,420.53	96.72%
Sheriff - Confinement	-	9,453.51	15,994.06	18,075.00	2,080.94	88.49%
Medical Examiner	-	-	-	177,730.00	177,730.00	0.00%
Community Supervision	-	1,060.79	1,060.79	12,250.00	11,189.21	8.66%
Juvenile Services	18,538.41	10,337.43	28,875.84	105,410.00	76,534.16	27.39%
Buildings	14,752.23	688,332.25	716,121.47	41,064,410.00	40,348,288.53	1.74%
Criminal District Court 1	-	-	-	1,350.00	1,350.00	0.00%
231ST District Court	-	-	-	4,615.00	4,615.00	0.00%
323RD District Court	-	-	-	450.00	450.00	0.00%
Criminal Court Administration	-	-	-	2,500.00	2,500.00	0.00%
Grand Jury	-	-	-	500.00	500.00	0.00%
Criminal Attorney Appointment	791.58	-	791.58	76,500.00	75,708.42	1.03%
County Court at Law #1	-	-	3,950.00	3,950.00	-	100.00%
County Criminal Court 1	-	799.93	799.93	850.00	50.07	94.11%
County Criminal Court 6	-	-	-	700.00	700.00	0.00%
Probate Court 1	-	-	4,150.00	4,150.00	-	100.00%
Probate Court 2	-	-	-	600.00	600.00	0.00%
Justice of the Peace Pct 1	-	201.00	201.00	201.00	-	100.00%
Justice of the Peace Pct 4	1,050.00	-	1,050.00	1,050.00	-	100.00%
Justice of the Peace Pct 8	409.00	-	409.00	425.00	16.00	96.24%
District Attorney	-	33,848.00	33,848.00	41,723.00	7,875.00	81.13%
District Clerk	-	-	4,150.00	10,150.00	6,000.00	40.89%
County Clerk	-	-	-	271.00	271.00	0.00%
Domestic Relations	6,284.60	830.33	7,771.97	16,713.00	8,941.03	46.50%
Jury Services	3,000.00	49,306.00	52,306.00	57,550.00	5,244.00	90.89%
Courts / Judiciary	-	-	-	11,432.00	11,432.00	0.00%
Human Services	-	7,028.34	9,019.14	10,286.00	1,266.86	87.68%
Veterans Services	1,682.70	-	1,682.70	2,208.00	525.30	76.21%
Historical Commission	361.50	956.31	1,317.81	1,897.00	579.19	69.47%
Commissioner Precinct 1	2,978.93	5,907,704.00	5,913,103.23	8,641,096.00	2,727,992.77	68.43%
Commissioner Precinct 2	388,190.00	346,027.00	783,247.00	975,260.00	192,013.00	80.31%
Commissioner Precinct 3	185,952.88	128,476.50	320,372.38	632,044.00	311,671.62	50.69%
Commissioner Precinct 4	-	-	924.57	507,725.00	506,800.43	0.18%
Transportation	90,659.00	1,602,089.34	1,692,748.34	1,878,240.00	185,491.66	90.12%
FUND TOTAL	<u>\$ 1,017,253.26</u>	<u>\$ 9,951,216.37</u>	<u>\$ 12,306,893.89</u>	<u>\$ 80,473,507.00</u>	<u>\$ 68,166,613.11</u>	<u>15.29%</u>
<b>2006 BOND ELECTION-BUILDINGS (476)</b>						
Non-Departmental	-	-	-	1,211,808.00	1,211,808.00	0.00%
Buildings	-	84,736.11	136,116.11	46,214,885.00	46,078,768.89	0.29%
FUND TOTAL	<u>\$ -</u>	<u>\$ 84,736.11</u>	<u>\$ 136,116.11</u>	<u>\$ 47,426,693.00</u>	<u>\$ 47,290,576.89</u>	<u>0.29%</u>
<b>2006 BOND ELECTION-TRANSPORTATION (477)</b>						
Non-Departmental	-	-	-	1,189,417.00	1,189,417.00	0.00%
Transportation	-	2,568,943.61	3,318,943.61	72,087,735.00	68,768,791.39	4.60%
FUND TOTAL	<u>\$ -</u>	<u>\$ 2,568,943.61</u>	<u>\$ 3,318,943.61</u>	<u>\$ 73,277,152.00</u>	<u>\$ 69,958,208.39</u>	<u>4.53%</u>

TARRANT COUNTY, TEXAS  
BUDGET REPORT  
FOR THE THREE (3) MONTHS ENDED 12/31/2015

	CURRENT MONTH EXPENDITURES	ENCUMBRANCES AND COMMITMENTS	TOTAL EXPENDITURES ENCUMBRANCES & COMMITMENTS	TOTAL BUDGET	UNEXPENDED BUDGET	% BUDGET USED
<b>RESOURCE CONNECTION (511)</b>						
Non-Departmental Resource Connection	-	-	-	451,122.00	451,122.00	0.00%
	271,278.67	483,191.76	1,138,303.05	3,469,731.00	2,331,427.95	32.81%
FUND TOTAL	<u>\$ 271,278.67</u>	<u>\$ 483,191.76</u>	<u>\$ 1,138,303.05</u>	<u>\$ 3,920,853.00</u>	<u>\$ 2,782,549.95</u>	<u>29.03%</u>
<b>OIL &amp; GAS ROYALTY (512)</b>						
Resource Connection	-	-	-	937,257.00	937,257.00	0.00%
FUND TOTAL	<u>\$ -</u>	<u>\$ -</u>	<u>\$ -</u>	<u>\$ 937,257.00</u>	<u>\$ 937,257.00</u>	<u>0.00%</u>
<b>SELF INSURANCE (615)</b>						
Self Insurance	39,020.90	11,545.60	92,082.95	1,301,524.00	1,209,441.05	7.08%
FUND TOTAL	<u>\$ 39,020.90</u>	<u>\$ 11,545.60</u>	<u>\$ 92,082.95</u>	<u>\$ 1,301,524.00</u>	<u>\$ 1,209,441.05</u>	<u>7.08%</u>
<b>WORKERS COMPENSATION (619)</b>						
Self Insurance	182,977.96	-	637,566.83	4,936,951.00	4,299,384.17	12.91%
FUND TOTAL	<u>\$ 182,977.96</u>	<u>\$ -</u>	<u>\$ 637,566.83</u>	<u>\$ 4,936,951.00</u>	<u>\$ 4,299,384.17</u>	<u>12.91%</u>
<b>COUNTY CLERK PROFESSIONAL LIABILITY (621)</b>						
County Clerk	-	-	-	679,512.00	679,512.00	0.00%
FUND TOTAL	<u>\$ -</u>	<u>\$ -</u>	<u>\$ -</u>	<u>\$ 679,512.00</u>	<u>\$ 679,512.00</u>	<u>0.00%</u>
<b>DISTRICT CLERK PROFESSIONAL LIABILITY (622)</b>						
District Clerk	-	-	-	665,577.00	665,577.00	0.00%
FUND TOTAL	<u>\$ -</u>	<u>\$ -</u>	<u>\$ -</u>	<u>\$ 665,577.00</u>	<u>\$ 665,577.00</u>	<u>0.00%</u>
<b>EMPLOYEE INSURANCE (651)</b>						
Non-Departmental Self Insurance	50,520.00	0.75	151,780.34	15,646,000.00	15,494,219.66	0.97%
	6,877,942.35	-	20,295,586.75	71,982,589.00	51,687,002.25	28.20%
FUND TOTAL	<u>\$ 6,928,462.35</u>	<u>\$ 0.75</u>	<u>\$ 20,447,367.09</u>	<u>\$ 87,628,589.00</u>	<u>\$ 67,181,221.91</u>	<u>23.33%</u>
<b>DA RESTITUTION COLLECTION FEE (D62)</b>						
District Attorney	1,537.81	-	5,820.89	25,160.00	19,339.11	23.14%
FUND TOTAL	<u>\$ 1,537.81</u>	<u>\$ -</u>	<u>\$ 5,820.89</u>	<u>\$ 25,160.00</u>	<u>\$ 19,339.11</u>	<u>23.14%</u>
<b>DA NON-DRUG FORFEITURES (D83)</b>						
District Attorney	5,125.00	7,208.92	14,837.36	109,242.00	94,404.64	13.58%
FUND TOTAL	<u>\$ 5,125.00</u>	<u>\$ 7,208.92</u>	<u>\$ 14,837.36</u>	<u>\$ 109,242.00</u>	<u>\$ 94,404.64</u>	<u>13.58%</u>
<b>DA LAW ENFORCEMENT (D87)</b>						
District Attorney	45,701.71	570.00	143,617.16	483,802.00	340,184.84	29.69%
FUND TOTAL	<u>\$ 45,701.71</u>	<u>\$ 570.00</u>	<u>\$ 143,617.16</u>	<u>\$ 483,802.00</u>	<u>\$ 340,184.84</u>	<u>29.69%</u>
<b>8TH ADMIN JUDICIAL REGION (G11)</b>						
8th Admin Judicial Region	9,397.75	-	26,179.16	103,560.00	77,380.84	25.28%
FUND TOTAL	<u>\$ 9,397.75</u>	<u>\$ -</u>	<u>\$ 26,179.16</u>	<u>\$ 103,560.00</u>	<u>\$ 77,380.84</u>	<u>25.28%</u>

**TARRANT COUNTY, TEXAS  
BUDGET REPORT  
FOR THE THREE (3) MONTHS ENDED 12/31/2015**

	CURRENT MONTH EXPENDITURES	ENCUMBRANCES AND COMMITMENTS	TOTAL EXPENDITURES ENCUMBRANCES & COMMITMENTS	TOTAL BUDGET	UNEXPENDED BUDGET	% BUDGET USED
<b>SHERIFFS INMATE COMMISSARY (S87)</b>						
Sheriff - Confinement	102,426.28	20,353.58	288,990.53	4,244,430.00	3,955,439.47	6.81%
FUND TOTAL	<u>\$ 102,426.28</u>	<u>\$ 20,353.58</u>	<u>\$ 288,990.53</u>	<u>\$ 4,244,430.00</u>	<u>\$ 3,955,439.47</u>	<u>6.81%</u>
<b>SHERIFF FEDERAL FORFEITURE-TREASURY (S95)</b>						
Sheriff	2,124.81	50,856.00	52,980.81	528,233.00	475,252.19	10.03%
FUND TOTAL	<u>\$ 2,124.81</u>	<u>\$ 50,856.00</u>	<u>\$ 52,980.81</u>	<u>\$ 528,233.00</u>	<u>\$ 475,252.19</u>	<u>10.03%</u>
<b>SHERIFF FEDERAL FORFEITURE-NON DEA (S96)</b>						
Sheriff	12,949.10	111,297.60	141,041.33	261,316.00	120,274.67	53.97%
FUND TOTAL	<u>\$ 12,949.10</u>	<u>\$ 111,297.60</u>	<u>\$ 141,041.33</u>	<u>\$ 261,316.00</u>	<u>\$ 120,274.67</u>	<u>53.97%</u>
<b>SHERIFF FEDERAL FORFEITURE-JUSTICE (S97)</b>						
Sheriff	1,769.90	35,940.00	48,305.46	104,002.00	55,696.54	46.45%
FUND TOTAL	<u>\$ 1,769.90</u>	<u>\$ 35,940.00</u>	<u>\$ 48,305.46</u>	<u>\$ 104,002.00</u>	<u>\$ 55,696.54</u>	<u>46.45%</u>
<b>PUBLIC HEALTH (T04)</b>						
<b>T0400-2016 Public Health</b>						
Buildings	11,549.79	1,161.00	24,610.15	190,390.00	165,779.85	12.93%
Public Health	846,799.83	200,922.89	2,705,031.83	12,138,807.00	9,433,775.17	22.28%
<b>T0410-2016 Public Health - Cash Match</b>						
Public Health	12,588.51	-	48,358.91	489,562.00	441,203.09	9.88%
<b>T0420-2016 Public Health - Op Sub</b>						
Public Health	136,631.71	-	132,879.97	1,398,061.00	1,265,181.03	9.50%
<b>T0450-2016 Public Health 1115 Waiver</b>						
Non-Departmental	-	-	-	10,806,782.00	10,806,782.00	0.00%
Public Health	272,137.59	338,266.85	1,079,857.20	10,251,310.00	9,171,452.80	10.53%
FUND TOTAL	<u>\$ 1,279,707.43</u>	<u>\$ 540,350.74</u>	<u>\$ 3,990,738.06</u>	<u>\$ 35,274,912.00</u>	<u>\$ 31,284,173.94</u>	<u>11.31%</u>
<b>SECTION 125 FORFEITURES (T05)</b>						
Self Insurance	2,599.61	25,395.00	28,219.50	572,293.00	544,073.50	4.93%
FUND TOTAL	<u>\$ 2,599.61</u>	<u>\$ 25,395.00</u>	<u>\$ 28,219.50</u>	<u>\$ 572,293.00</u>	<u>\$ 544,073.50</u>	<u>4.93%</u>
<b>CHILDREN'S HOME FUND (T06)</b>						
Juvenile Services	-	-	-	60,833.00	60,833.00	0.00%
FUND TOTAL	<u>\$ -</u>	<u>\$ -</u>	<u>\$ -</u>	<u>\$ 60,833.00</u>	<u>\$ 60,833.00</u>	<u>0.00%</u>
<b>BAIL BOND BOARD (T07)</b>						
Non-Departmental	480.00	-	1,440.00	26,650.00	25,210.00	5.40%
FUND TOTAL	<u>\$ 480.00</u>	<u>\$ -</u>	<u>\$ 1,440.00</u>	<u>\$ 26,650.00</u>	<u>\$ 25,210.00</u>	<u>5.40%</u>
<b>TDRPS - TITLE IVE (T08)</b>						
Child Protective Services	3,781.58	182.40	6,868.61	118,518.00	111,649.39	5.80%
FUND TOTAL	<u>\$ 3,781.58</u>	<u>\$ 182.40</u>	<u>\$ 6,868.61</u>	<u>\$ 118,518.00</u>	<u>\$ 111,649.39</u>	<u>5.80%</u>
<b>CONSTABLE FORFEITURE (T09)</b>						
Constable Precinct 7	-	-	-	5,732.00	5,732.00	0.00%
FUND TOTAL	<u>\$ -</u>	<u>\$ -</u>	<u>\$ -</u>	<u>\$ 5,732.00</u>	<u>\$ 5,732.00</u>	<u>0.00%</u>

TARRANT COUNTY, TEXAS  
BUDGET REPORT  
FOR THE THREE (3) MONTHS ENDED 12/31/2015

	CURRENT MONTH EXPENDITURES	ENCUMBRANCES AND COMMITMENTS	TOTAL EXPENDITURES ENCUMBRANCES & COMMITMENTS	TOTAL BUDGET	UNEXPENDED BUDGET	% BUDGET USED
<b>JUVENILE PROBATION DISTRICT (T10)</b>						
Juvenile Services	-	-	1,215.68	194,459.00	193,243.32	0.63%
FUND TOTAL	<u>\$ -</u>	<u>\$ -</u>	<u>\$ 1,215.68</u>	<u>\$ 194,459.00</u>	<u>\$ 193,243.32</u>	<u>0.63%</u>
<b>UNCLAIMED JUVENILE RESTITUTION (T11)</b>						
Juvenile Services	-	-	47.15	10,555.00	10,507.85	0.45%
FUND TOTAL	<u>\$ -</u>	<u>\$ -</u>	<u>\$ 47.15</u>	<u>\$ 10,555.00</u>	<u>\$ 10,507.85</u>	<u>0.45%</u>
<b>DEFERRED PROSECUTION (T13)</b>						
District Attorney	5,600.00	-	19,675.00	140,000.00	120,325.00	14.05%
FUND TOTAL	<u>\$ 5,600.00</u>	<u>\$ -</u>	<u>\$ 19,675.00</u>	<u>\$ 140,000.00</u>	<u>\$ 120,325.00</u>	<u>14.05%</u>
<b>HISTORICAL COMMISSION (T20)</b>						
Historical Commission	276.00	-	276.00	4,964.00	4,688.00	5.56%
FUND TOTAL	<u>\$ 276.00</u>	<u>\$ -</u>	<u>\$ 276.00</u>	<u>\$ 4,964.00</u>	<u>\$ 4,688.00</u>	<u>5.56%</u>
<b>HISTORICAL COMMISSION ARCHIVES (T21)</b>						
Historical Commission	-	-	-	8,698.00	8,698.00	0.00%
FUND TOTAL	<u>\$ -</u>	<u>\$ -</u>	<u>\$ -</u>	<u>\$ 8,698.00</u>	<u>\$ 8,698.00</u>	<u>0.00%</u>
<b>CEMETERY FUND (T23)</b>						
Historical Commission	-	-	-	24,840.00	24,840.00	0.00%
FUND TOTAL	<u>\$ -</u>	<u>\$ -</u>	<u>\$ -</u>	<u>\$ 24,840.00</u>	<u>\$ 24,840.00</u>	<u>0.00%</u>
<b>DA JPS CONTRACT (T30)</b>						
District Attorney	34,514.85	36,000.00	135,294.69	421,426.00	286,131.31	32.10%
FUND TOTAL	<u>\$ 34,514.85</u>	<u>\$ 36,000.00</u>	<u>\$ 135,294.69</u>	<u>\$ 421,426.00</u>	<u>\$ 286,131.31</u>	<u>32.10%</u>
<b>EMERGENCY SERVICES DISTRICT (T31)</b>						
Fire Marshal	6,924.07	-	19,889.18	77,203.00	57,313.82	25.76%
FUND TOTAL	<u>\$ 6,924.07</u>	<u>\$ -</u>	<u>\$ 19,889.18</u>	<u>\$ 77,203.00</u>	<u>\$ 57,313.82</u>	<u>25.76%</u>
<b>CSCD BOND SUPERVISION UNIT (T33)</b>						
Community Supervision	40,955.83	-	124,141.81	551,750.00	427,608.19	22.50%
FUND TOTAL	<u>\$ 40,955.83</u>	<u>\$ -</u>	<u>\$ 124,141.81</u>	<u>\$ 551,750.00</u>	<u>\$ 427,608.19</u>	<u>22.50%</u>
<b>CRIMINAL COURTS DRUG PROGRAM (T34)</b>						
Criminal Court Administration	1,220.00	-	3,780.00	51,518.00	47,738.00	7.34%
FUND TOTAL	<u>\$ 1,220.00</u>	<u>\$ -</u>	<u>\$ 3,780.00</u>	<u>\$ 51,518.00</u>	<u>\$ 47,738.00</u>	<u>7.34%</u>
<b>MEDICAL EXAMINER CONFERENCE (T37)</b>						
Medical Examiner	-	-	714.27	42,742.00	42,027.73	1.67%
FUND TOTAL	<u>\$ -</u>	<u>\$ -</u>	<u>\$ 714.27</u>	<u>\$ 42,742.00</u>	<u>\$ 42,027.73</u>	<u>1.67%</u>




TARRANT COUNTY, TEXAS  
BUDGET REPORT  
FOR THE THREE (3) MONTHS ENDED 12/31/2015

	CURRENT MONTH EXPENDITURES	ENCUMBRANCES AND COMMITMENTS	TOTAL EXPENDITURES ENCUMBRANCES & COMMITMENTS	TOTAL BUDGET	UNEXPENDED BUDGET	% BUDGET USED
<b>INMATE REINTEGRATION PROGRAM (T39)</b>						
Non-Departmental	-	-	-	131.00	131.00	0.00%
FUND TOTAL	<u>\$ -</u>	<u>\$ -</u>	<u>\$ -</u>	<u>\$ 131.00</u>	<u>\$ 131.00</u>	<u>0.00%</u>
<b>PMC INSURED - 340B (T41)</b>						
Public Health	329,885.35	219,903.67	651,407.09	2,173,959.00	1,522,551.91	29.96%
FUND TOTAL	<u>\$ 329,885.35</u>	<u>\$ 219,903.67</u>	<u>\$ 651,407.09</u>	<u>\$ 2,173,959.00</u>	<u>\$ 1,522,551.91</u>	<u>29.96%</u>
<b>MISCELLANEOUS DONATIONS - JUVENILE PROBATION (T52)</b>						
Juvenile Services	655.32	1,742.10	3,476.61	45,482.00	42,005.39	7.64%
FUND TOTAL	<u>\$ 655.32</u>	<u>\$ 1,742.10</u>	<u>\$ 3,476.61</u>	<u>\$ 45,482.00</u>	<u>\$ 42,005.39</u>	<u>7.64%</u>
<b>MISCELLANEOUS DONATIONS - HUMAN SERVICES-TXU (T56)</b>						
Human Services	1,843.89	-	4,735.11	87,153.00	82,417.89	5.43%
FUND TOTAL	<u>\$ 1,843.89</u>	<u>\$ -</u>	<u>\$ 4,735.11</u>	<u>\$ 87,153.00</u>	<u>\$ 82,417.89</u>	<u>5.43%</u>
<b>MISCELLANEOUS DONATIONS - HUMAN SERVICES-RELIANT (T5640)</b>						
Human Services	-	-	-	60.00	60.00	0.00%
FUND TOTAL	<u>\$ -</u>	<u>\$ -</u>	<u>\$ -</u>	<u>\$ 60.00</u>	<u>\$ 60.00</u>	<u>0.00%</u>
<b>MISCELLANEOUS DONATIONS - HUMAN SERVICES-CIRRO (T5642)</b>						
Human Services	-	-	-	2,209.00	2,209.00	0.00%
FUND TOTAL	<u>\$ -</u>	<u>\$ -</u>	<u>\$ -</u>	<u>\$ 2,209.00</u>	<u>\$ 2,209.00</u>	<u>0.00%</u>
<b>MISCELLANEOUS DONATIONS HUMAN SERVICES-STREAM (T5644)</b>						
Human Services	-	-	-	15.00	15.00	0.00%
FUND TOTAL	<u>\$ -</u>	<u>\$ -</u>	<u>\$ -</u>	<u>\$ 15.00</u>	<u>\$ 15.00</u>	<u>0.00%</u>
<b>MISCELLANEOUS DONATIONS HUMAN SERVICES-DIRECT ENERGY (T5646)</b>						
Human Services	-	-	965.44	10,742.00	9,776.56	8.99%
FUND TOTAL	<u>\$ -</u>	<u>\$ -</u>	<u>\$ 965.44</u>	<u>\$ 10,742.00</u>	<u>\$ 9,776.56</u>	<u>8.99%</u>
<b>MISCELLANEOUS DONATIONS - CPS (T57)</b>						
Child Protective Services	1,156.43	-	5,117.13	74,663.00	69,545.87	6.85%
FUND TOTAL	<u>\$ 1,156.43</u>	<u>\$ -</u>	<u>\$ 5,117.13</u>	<u>\$ 74,663.00</u>	<u>\$ 69,545.87</u>	<u>6.85%</u>
<b>MISCELLANEOUS DONATIONS - HEALTH DEPT (T58)</b>						
Public Health	153.50	-	213.50	32,215.00	32,001.50	0.66%
FUND TOTAL	<u>\$ 153.50</u>	<u>\$ -</u>	<u>\$ 213.50</u>	<u>\$ 32,215.00</u>	<u>\$ 32,001.50</u>	<u>0.66%</u>

TARRANT COUNTY, TEXAS  
BUDGET REPORT  
FOR THE THREE (3) MONTHS ENDED 12/31/2015

	CURRENT MONTH EXPENDITURES	ENCUMBRANCES AND COMMITMENTS	TOTAL EXPENDITURES ENCUMBRANCES & COMMITMENTS	TOTAL BUDGET	UNEXPENDED BUDGET	% BUDGET USED
<b>MISCELLANEOUS DONATIONS - FAMILY COURT SERVICES (T60)</b>						
Domestic Relations	-	-	-	7,000.00	7,000.00	0.00%
FUND TOTAL	<u>\$ -</u>	<u>\$ -</u>	<u>\$ -</u>	<u>\$ 7,000.00</u>	<u>\$ 7,000.00</u>	<u>0.00%</u>
<b>MISCELLANEOUS DONATIONS - CRCG (T61)</b>						
Public Assistance	3,025.36	-	4,741.36	27,148.00	22,406.64	17.46%
FUND TOTAL	<u>\$ 3,025.36</u>	<u>\$ -</u>	<u>\$ 4,741.36</u>	<u>\$ 27,148.00</u>	<u>\$ 22,406.64</u>	<u>17.46%</u>
<b>MISCELLANEOUS DONATIONS - PEACE OFFICERS MEMORIAL (T62)</b>						
Peace Officers Memorial	-	-	-	20,443.00	20,443.00	0.00%
FUND TOTAL	<u>\$ -</u>	<u>\$ -</u>	<u>\$ -</u>	<u>\$ 20,443.00</u>	<u>\$ 20,443.00</u>	<u>0.00%</u>
<b>ATTF RENTAL ASSOC DONATION (T65)</b>						
Sheriff	26.19	-	26.19	694.00	667.81	3.77%
FUND TOTAL	<u>\$ 26.19</u>	<u>\$ -</u>	<u>\$ 26.19</u>	<u>\$ 694.00</u>	<u>\$ 667.81</u>	<u>3.77%</u>
<b>CONTRACT ELECTIONS (T71)</b>						
Elections Administration	31,244.33	100,261.99	841,056.86	1,800,000.00	958,943.14	46.73%
FUND TOTAL	<u>\$ 31,244.33</u>	<u>\$ 100,261.99</u>	<u>\$ 841,056.86</u>	<u>\$ 1,800,000.00</u>	<u>\$ 958,943.14</u>	<u>46.73%</u>
<b>ELECTIONS CHAPTER 19 (T73)</b>						
Elections Administration	3,870.68	-	7,159.96	380,939.00	373,779.04	1.88%
FUND TOTAL	<u>\$ 3,870.68</u>	<u>\$ -</u>	<u>\$ 7,159.96</u>	<u>\$ 380,939.00</u>	<u>\$ 373,779.04</u>	<u>1.88%</u>

**TARRANT COUNTY**  
**FEE OFFICE ACCOUNTS**



**TARRANT COUNTY, TEXAS**  
**FEE OFFICE ACCOUNTS**  
**COMBINED SCHEDULE OF CASH RECEIPTS AND DISBURSEMENTS**  
**FOR THE THREE (3) MONTHS ENDED 12/31/2015**

<u>COMBINED (1)</u>		<u>TAX ASSESSOR / COLLECTOR</u>	<u>DISTRICT CLERK</u>	<u>COUNTY CLERK</u>
	<b>CASH RECEIPTS</b>			
	GENERAL:			
\$36,810,524	County Fees	\$29,419,339	\$1,774,018	\$3,098,972
78,623,700	State Fees	77,261,468	628,130	546,443
397,107,904	Other	396,804,513	136,131	167,260
<u>17,372,967</u>	TRUST	<u>0</u>	<u>6,759,512</u>	<u>6,220,078</u>
529,915,095	TOTAL CASH RECEIPTS	503,485,320	9,297,791	10,032,753
	<b>CASH DISBURSEMENTS</b>			
	GENERAL:			
32,723,561	County Fees	25,341,001	1,718,265	3,196,207
87,718,734	State Fees	86,276,695	717,232	537,148
355,956,304	Other	355,650,908	214,988	90,408
<u>11,619,376</u>	TRUST	<u>0</u>	<u>4,496,797</u>	<u>3,149,160</u>
<u>488,017,975</u>	TOTAL CASH DISBURSEMENTS	<u>467,268,604</u>	<u>7,147,282</u>	<u>6,972,923</u>
41,897,120	EXCESS (DEFICIT) RECEIPTS OVER DISBURSEMENTS	36,216,716	2,150,509	3,059,830
	<b>CASH AND INVESTMENTS:</b>			
98,595,874	BEGINNING	33,935,901	23,602,465	34,809,717
<u>0</u>	INVESTMENT ACTIVITY*	<u>0</u>	<u>0</u>	<u>0</u>
<u>\$140,492,994</u>	ENDING	<u>\$70,152,617</u>	<u>\$25,752,974</u>	<u>\$37,869,547</u>
	<b><u>FEE OFFICE AGENCY FUND</u></b>			
\$74,132,484	CASH AND INVESTMENTS			
<u>66,360,510</u>	RESTRICTED ASSETS			
<u>\$140,492,994</u>	TOTAL			

NOTE: Inter-office eliminations not made. Cash receipts and disbursements in one office may also be included in another office.

Investment activity for the Tax Assessor/Collector has been recorded thru December 31, 2015. The Tax Assessor/Collector receipts and disbursements activity are reported for the two months ended November 30, 2015.

(1) Activity reported represents two months ended November 30, 2015 for all fee offices other than the Tax Assessor/Collector which is described above.

<u>SHERIFF</u>	<u>COMMUNITY SUPERVISION &amp; CORRECTIONS</u>	<u>DISTRICT ATTORNEY</u>	<u>CONSTABLES</u>	<u>JUSTICES OF THE PEACE</u>	<u>OTHER</u>
\$659,265	\$0	\$0	\$89,098	\$849,131	\$920,701
0	0	0	0	187,659	0
0	0	0	0	0	0
<u>1,239,896</u>	<u>1,877,345</u>	<u>280,260</u>	<u>936,589</u>	<u>59,287</u>	<u>0</u>
1,899,161	1,877,345	280,260	1,025,687	1,096,077	920,701
664,063	0	0	89,078	873,350	841,597
0	0	0	0	187,659	0
0	0	0	0	0	0
<u>993,919</u>	<u>1,817,364</u>	<u>170,430</u>	<u>927,444</u>	<u>64,262</u>	<u>0</u>
<u>1,657,982</u>	<u>1,817,364</u>	<u>170,430</u>	<u>1,016,522</u>	<u>1,125,271</u>	<u>841,597</u>
241,179	59,981	109,830	9,165	(29,194)	79,104
4,909,672	689,979	203,548	460	428,045	16,087
<u>0</u>	<u>0</u>	<u>0</u>	<u>0</u>	<u>0</u>	<u>0</u>
<u><u>\$5,150,851</u></u>	<u><u>\$749,960</u></u>	<u><u>\$313,378</u></u>	<u><u>\$9,625</u></u>	<u><u>\$398,851</u></u>	<u><u>\$95,191</u></u>

**TARRANT COUNTY, TEXAS**  
**CONSTABLE ACCOUNTS**  
**COMBINING SCHEDULE OF CASH RECEIPTS AND DISBURSEMENTS**  
**FOR THE THREE (3) MONTHS ENDED 12/31/2015**

<u>COMBINED (1)</u>		<u>PRECINCT ONE</u>	<u>PRECINCT TWO</u>	<u>PRECINCT THREE</u>
	<b>CASH RECEIPTS</b>			
	GENERAL:			
\$89,098	County Fees	\$10,533	\$8,504	\$33,892
0	State Fees	0	0	0
0	Other	0	0	0
<u>936,589</u>	TRUST	<u>50,332</u>	<u>100</u>	<u>835,156</u>
1,025,687	TOTAL CASH RECEIPTS	60,865	8,604	869,048
	<b>CASH DISBURSEMENTS</b>			
	GENERAL:			
89,078	County Fees	10,533	8,504	34,022
0	State Fees	0	0	0
0	Other	0	0	0
<u>927,444</u>	TRUST	<u>50,332</u>	<u>100</u>	<u>826,011</u>
<u>1,016,522</u>	TOTAL CASH DISBURSEMENTS	<u>60,865</u>	<u>8,604</u>	<u>860,033</u>
9,165	EXCESS (DEFICIT) RECEIPTS OVER DISBURSEMENTS	0	0	9,015
	<b>CASH AND INVESTMENTS:</b>			
<u>460</u>	BEGINNING	<u>0</u>	<u>0</u>	<u>460</u>
<u>\$9,625</u>	ENDING	<u>\$0</u>	<u>\$0</u>	<u>\$9,475</u>

NOTE: Inter-office eliminations not made. Cash receipts and disbursements in one office may also be included in another office.

(1) Activity reported represents two months ended November 30, 2015 unless otherwise stated in the accompanying notes to the combined financial statements.

PRECINCT FOUR	PRECINCT FIVE	PRECINCT SIX	PRECINCT SEVEN	PRECINCT EIGHT
\$10,045	\$4,400	\$6,325	\$7,565	\$7,834
0	0	0	0	0
0	0	0	0	0
0	0	0	2,253	48,748
10,045	4,400	6,325	9,818	56,582
10,045	4,400	6,325	7,415	7,834
0	0	0	0	0
0	0	0	0	0
0	0	0	2,253	48,748
10,045	4,400	6,325	9,668	56,582
0	0	0	150	0
0	0	0	0	0
<u>\$0</u>	<u>\$0</u>	<u>\$0</u>	<u>\$150</u>	<u>\$0</u>



**TARRANT COUNTY, TEXAS**  
**JUSTICE OF THE PEACE ACCOUNTS**  
**COMBINING SCHEDULE OF CASH RECEIPTS AND DISBURSEMENTS**  
**FOR THE THREE (3) MONTHS ENDED 12/31/2015**

<u>COMBINED (1)</u>		<u>PRECINCT ONE</u>	<u>PRECINCT TWO</u>	<u>PRECINCT THREE</u>
	<b>CASH RECEIPTS</b>			
	GENERAL:			
\$849,131	County Fees	\$103,191	\$115,842	\$94,590
187,659	State Fees	15,590	18,423	18,986
0	Other	0	0	0
<u>59,287</u>	TRUST	<u>6,965</u>	<u>6,369</u>	<u>11,104</u>
1,096,077	TOTAL CASH RECEIPTS	125,746	140,634	124,680
	<b>CASH DISBURSEMENTS</b>			
	GENERAL:			
873,350	County Fees	113,734	116,495	90,002
187,659	State Fees	15,590	18,423	18,986
0	Other	0	0	0
<u>64,262</u>	TRUST	<u>14,011</u>	<u>6,335</u>	<u>7,702</u>
<u>1,125,271</u>	TOTAL CASH DISBURSEMENTS	<u>143,335</u>	<u>141,253</u>	<u>116,690</u>
(29,194)	EXCESS (DEFICIT) RECEIPTS OVER DISBURSEMENTS	(17,589)	(619)	7,990
	<b>CASH AND INVESTMENTS:</b>			
<u>428,045</u>	BEGINNING	<u>65,139</u>	<u>69,589</u>	<u>40,871</u>
<u>\$398,851</u>	ENDING	<u>\$47,550</u>	<u>\$68,970</u>	<u>\$48,861</u>

NOTE: Inter-office eliminations not made. Cash receipts and disbursements in one office may also be included in another office.

(1) Activity reported represents two months ended November 30, 2015 unless otherwise stated in the accompanying notes to the combined financial statements.

PRECINCT FOUR	PRECINCT FIVE	PRECINCT SIX	PRECINCT SEVEN	PRECINCT EIGHT
\$113,585	\$46,612	\$140,251	\$132,591	\$102,469
28,032	12,857	48,814	29,841	15,116
0	0	0	0	0
11,750	794	4,896	17,303	106
153,367	60,263	193,961	179,735	117,691
122,518	54,465	140,133	133,534	102,469
28,032	12,857	48,814	29,841	15,116
0	0	0	0	0
12,960	3,974	7,127	12,047	106
163,510	71,296	196,074	175,422	117,691
(10,143)	(11,033)	(2,113)	4,313	0
59,697	33,657	67,211	91,881	0
<u>\$49,554</u>	<u>\$22,624</u>	<u>\$65,098</u>	<u>\$96,194</u>	<u>\$0</u>

**TARRANT COUNTY, TEXAS**  
**OTHER FEE OFFICE ACCOUNTS**  
**COMBINING SCHEDULE OF CASH RECEIPTS AND DISBURSEMENTS**  
**FOR THE THREE (3) MONTHS ENDED 12/31/2015**

COMBINED(1)		PRE-TRIAL RELEASE	DOMESTIC RELATIONS OFFICE	CHILD SUPPORT
	<b>CASH RECEIPTS</b>			
	GENERAL:			
\$920,701	County Fees	\$21,552	\$57,571	\$841,578
0	State Fees	0	0	0
0	Other	0	0	0
0	TRUST	0	0	0
920,701	TOTAL CASH RECEIPTS	21,552	57,571	841,578
	<b>CASH DISBURSEMENTS</b>			
	GENERAL:			
841,597	County Fees	21,552	58,357	761,688
0	State Fees	0	0	0
0	Other	0	0	0
0	TRUST	0	0	0
841,597	TOTAL CASH DISBURSEMENTS	21,552	58,357	761,688
79,104	EXCESS (DEFICIT) RECEIPTS OVER DISBURSEMENTS	0	(786)	79,890
	<b>CASH AND INVESTMENTS:</b>			
16,087	BEGINNING	0	3,065	13,022
\$95,191	ENDING	\$0	\$2,279	\$92,912

NOTE: Inter-office eliminations not made. Cash receipts and disbursements in one office may also be included in another office.

(1) Activity reported represents two months ended November 30, 2015 unless otherwise stated in the accompanying notes to the combined financial statements.