


COUNTY AUDITOR

**TARRANT COUNTY FINANCIAL STATEMENTS
FOR THE MONTH OF NOVEMBER 2015**



TARRANT COUNTY, TEXAS



TARRANT COUNTY

**TARRANT COUNTY ADMINISTRATION BUILDING - ROOM 506
100 E. WEATHERFORD
FORT WORTH, TEXAS 76196-0103
817/884-1205
Fax 817/884-1104**

**S. RENEE TIDWELL, CPA
COUNTY AUDITOR
rtidwell@tarrantcounty.com**

**CRAIG MAXWELL
FIRST ASSISTANT COUNTY AUDITOR
cmaxwell@tarrantcounty.com**

February 2, 2016

The Honorable District Judges
The Honorable Commissioners Court
Tarrant County, Texas

RE: County Auditor's November 2015 Financial Reports

I herewith submit the financial report of Tarrant County, Texas as of and for the two months ending November 30, 2015. The audit is not complete for the year ended September 30, 2015 therefore, there may be changes to the beginning balances in future reports.

If you have any questions concerning this report or the financial well-being of the County, please call.

Sincerely,


S. Renée Tidwell, CPA
County Auditor

TARRANT COUNTY, TEXAS
COMBINED BALANCE SHEET
GOVERNMENTAL FUNDS
AS OF 11/30/2015

| <u>COMBINED TOTAL</u> | | <u>GENERAL</u> | <u>ROAD & BRIDGE</u> | <u>DEBT SERVICE</u> |
|--------------------------------------|---|-------------------------|------------------------------|-------------------------|
| ASSETS | | | | |
| \$303,538,199.02 | CASH AND INVESTMENTS | \$42,112,869.94 | \$14,071,537.64 | \$2,953,272.94 |
| 334,127,049.64 | TAXES RECEIVABLE (NET) | 300,236,192.32 | 7,385.58 | 33,883,471.74 |
| 15,767,815.02 | OTHER RECEIVABLES (NET) | 7,672,934.19 | 26,565.78 | 677,288.75 |
| 4,076,172.10 | FEE OFFICE RECEIVABLE | 4,076,172.10 | 0.00 | 0.00 |
| 10,630,553.95 | DUE FROM OTHER FUNDS | 10,630,553.95 | 0.00 | 0.00 |
| 825,000.00 | LONG TERM RECEIVABLE - TCCC | 825,000.00 | 0.00 | 0.00 |
| <u>1,535,407.35</u> | PREPAID EXPENSES AND INVENTORY | <u>839,842.20</u> | <u>572,424.94</u> | <u>0.00</u> |
| <u>\$670,500,197.08</u> | TOTAL ASSETS | <u>\$366,393,564.70</u> | <u>\$14,677,913.94</u> | <u>\$37,514,033.43</u> |
| LIABILITIES | | | | |
| \$7,085,282.03 | ACCOUNTS PAYABLE | \$2,592,060.13 | \$433,787.18 | \$0.00 |
| 15,310,671.52 | OTHER LIABILITIES | 9,586,451.38 | 331,684.89 | 0.00 |
| 10,630,553.95 | DUE TO OTHER FUNDS | 0.00 | 0.00 | 0.00 |
| <u>3,866,692.20</u> | UNEARNED REVENUE | <u>0.00</u> | <u>0.00</u> | <u>0.00</u> |
| 36,893,199.70 | TOTAL LIABILITIES | 12,178,511.51 | 765,472.07 | 0.00 |
| DEFERRED INFLOWS OF RESOURCES | | | | |
| 334,127,049.64 | UNAVAILABLE REVENUE - PROPERTY TAXES | 300,236,192.32 | 7,385.58 | 33,883,471.74 |
| <u>4,076,172.10</u> | UNAVAILABLE REVENUE - FEE OFFICE | <u>4,076,172.10</u> | <u>0.00</u> | <u>0.00</u> |
| 338,203,221.74 | TOTAL DEFERRED INFLOWS OF RESOURCES | 304,312,364.42 | 7,385.58 | 33,883,471.74 |
| FUND BALANCE | | | | |
| <u>295,403,775.64</u> | FUND BALANCE | <u>49,902,688.77</u> | <u>13,905,056.29</u> | <u>3,630,561.69</u> |
| <u>295,403,775.64</u> | TOTAL FUND BALANCE | <u>49,902,688.77</u> | <u>13,905,056.29</u> | <u>3,630,561.69</u> |
| <u>\$670,500,197.08</u> | TOTAL LIABILITIES, DEFERRED INFLOWS OF RESOURCES, AND FUND BALANCE | <u>\$366,393,564.70</u> | <u>\$14,677,913.94</u> | <u>\$37,514,033.43</u> |

| CAPITAL PROJECTS | GRANT FUNDS | OTHER GOVERNMENTAL FUNDS |
|-------------------------|------------------------|--------------------------------|
| \$196,964,198.93 | \$8,939,654.13 | \$38,496,665.44 |
| 0.00 | 0.00 | 0.00 |
| 394,587.90 | 6,375,304.82 | 621,133.58 |
| 0.00 | 0.00 | 0.00 |
| 0.00 | 0.00 | 0.00 |
| 0.00 | 0.00 | 0.00 |
| 0.00 | 84,825.50 | 38,314.71 |
| <u>\$197,358,786.83</u> | <u>\$15,399,784.45</u> | <u>\$39,156,113.73</u> |
| | | |
| \$3,244,777.18 | \$338,243.84 | \$476,413.70 |
| 0.00 | 1,139,006.22 | 4,253,529.03 |
| 0.00 | 10,577,962.34 | 52,591.61 |
| 0.00 | 3,344,572.05 | 522,120.15 |
| <u>3,244,777.18</u> | <u>15,399,784.45</u> | <u>5,304,654.49</u> |
| | | |
| 0.00 | 0.00 | 0.00 |
| 0.00 | 0.00 | 0.00 |
| | | |
| 0.00 | 0.00 | 0.00 |
| | | |
| <u>194,114,009.65</u> | <u>0.00</u> | <u>33,851,459.24</u> |
| <u>194,114,009.65</u> | <u>0.00</u> | <u>33,851,459.24</u> |
| | | |
| <u>\$197,358,786.83</u> | <u>\$15,399,784.45</u> | <u>\$39,156,113.73</u> |

TARRANT COUNTY, TEXAS
COMBINED STATEMENT OF REVENUES AND EXPENDITURES
AND CHANGES IN FUND BALANCE
GOVERNMENTAL FUNDS
FOR THE TWO (2) MONTHS ENDED 11/30/2015

| <u>COMBINED TOTAL</u> | | <u>GENERAL</u> | <u>ROAD & BRIDGE</u> | <u>DEBT SERVICE</u> |
|---------------------------|---|------------------------|------------------------------|-------------------------|
| | REVENUES: | | | |
| \$24,683,334.32 | TAXES, LICENSES AND PERMITS | \$22,203,987.47 | \$117.64 | \$2,479,229.21 |
| 8,394,880.92 | FEEES OF OFFICE | 4,821,850.49 | 1,991,390.00 | 0.00 |
| 852,345.29 | FINES | 852,345.29 | 0.00 | 0.00 |
| 13,758,475.86 | INTERGOVERNMENTAL | 2,765,442.09 | 30,449.89 | 0.00 |
| 131,534.43 | INVESTMENT INCOME | 9,104.03 | 6,852.83 | 916.78 |
| <u>2,307,813.52</u> | MISCELLANEOUS | <u>1,330,675.93</u> | <u>77,725.16</u> | <u>0.00</u> |
| 50,128,384.34 | TOTAL REVENUES | 31,983,405.30 | 2,106,535.52 | 2,480,145.99 |
| | EXPENDITURES: | | | |
| | CURRENT: | | | |
| 17,594,076.35 | GENERAL GOVERNMENT | 15,616,971.57 | 535,175.09 | 0.00 |
| 19,411,318.76 | PUBLIC SAFETY | 18,672,733.39 | 0.00 | 0.00 |
| 24,720,513.64 | JUDICIAL | 22,701,792.25 | 0.00 | 0.00 |
| 11,762,340.13 | COMMUNITY SERVICES | 696,952.36 | 0.00 | 0.00 |
| 3,158,357.15 | TRANSPORTATION | 0.00 | 3,084,796.23 | 0.00 |
| 4,071,517.48 | CAPITAL/CONSTRUCTION | 0.00 | 0.00 | 0.00 |
| <u>1,250.00</u> | DEBT SERVICE | <u>0.00</u> | <u>0.00</u> | <u>1,250.00</u> |
| <u>80,719,373.51</u> | TOTAL EXPENDITURES | <u>57,688,449.57</u> | <u>3,619,971.32</u> | <u>1,250.00</u> |
| (30,590,989.17) | EXCESS (DEFICIT) OF REVENUES OVER EXPENDITURES | (25,705,044.27) | (1,513,435.80) | 2,478,895.99 |
| | OTHER FINANCING SOURCES (USES): | | | |
| 6,041,878.66 | OPERATING TRANSFERS IN | 102,656.68 | 804,509.30 | 0.00 |
| <u>(6,041,878.66)</u> | OPERATING TRANSFERS OUT | <u>(5,939,221.98)</u> | <u>0.00</u> | <u>0.00</u> |
| (30,590,989.17) | EXCESS (DEFICIT) OF REVENUES AND OPERATING TRANSFERS OVER EXPENDITURES | (31,541,609.57) | (708,926.50) | 2,478,895.99 |
| | FUND BALANCES: | | | |
| <u>325,994,764.81</u> | BEGINNING OF PERIOD | <u>81,444,298.34</u> | <u>14,613,982.79</u> | <u>1,151,665.70</u> |
| <u>\$295,403,775.64</u> | END OF PERIOD | <u>\$49,902,688.77</u> | <u>\$13,905,056.29</u> | <u>\$3,630,561.69</u> |

| <u>CAPITAL PROJECTS</u> | <u>GRANT FUNDS</u> | <u>OTHER GOVERNMENTAL FUNDS</u> |
|-----------------------------|----------------------|---|
| \$0.00 | \$0.00 | \$0.00 |
| 0.00 | 142,372.73 | 1,439,267.70 |
| 0.00 | 0.00 | 0.00 |
| 0.00 | 10,782,364.97 | 180,218.91 |
| 93,987.79 | 3,758.88 | 16,914.12 |
| <u>31,227.26</u> | <u>46,693.70</u> | <u>821,491.47</u> |
| 125,215.05 | 10,975,190.28 | 2,457,892.20 |
| 0.00 | 195,700.88 | 1,246,228.81 |
| 0.00 | 473,286.10 | 265,299.27 |
| 0.00 | 1,607,897.94 | 410,823.45 |
| 0.00 | 8,445,445.91 | 2,619,941.86 |
| 0.00 | 73,560.92 | 0.00 |
| 3,716,996.51 | 179,298.53 | 175,222.44 |
| <u>0.00</u> | <u>0.00</u> | <u>0.00</u> |
| <u>3,716,996.51</u> | <u>10,975,190.28</u> | <u>4,717,515.83</u> |
| (3,591,781.46) | 0.00 | (2,259,623.63) |
| 5,118,597.20 | 0.00 | 16,115.48 |
| <u>0.00</u> | <u>0.00</u> | <u>(102,656.68)</u> |
| 1,526,815.74 | 0.00 | (2,346,164.83) |
| <u>192,587,193.91</u> | <u>0.00</u> | <u>36,197,624.07</u> |
| <u>\$194,114,009.65</u> | <u>\$0.00</u> | <u>\$33,851,459.24</u> |

TARRANT COUNTY, TEXAS
STATEMENT OF NET ASSETS
PROPRIETARY FUNDS
AS OF 11/30/2015

| <u>COMBINED TOTAL</u> | | <u>ENTERPRISE</u> | <u>INTERNAL SERVICE</u> |
|---------------------------|-----------------------------------|-----------------------|-----------------------------|
| | ASSETS | | |
| \$23,686,747.08 | CASH AND INVESTMENTS | \$1,894,266.82 | \$21,792,480.26 |
| 1,056,039.23 | OTHER RECEIVABLES (NET) | 21,197.81 | 1,034,841.42 |
| 166,370.64 | PREPAID EXPENSES AND INVENTORY | 5,370.64 | 161,000.00 |
| <u>4,247,705.81</u> | FIXED ASSETS (NET) | <u>4,247,705.81</u> | <u>0.00</u> |
| | | | |
| <u>\$29,156,862.76</u> | TOTAL ASSETS | <u>\$6,168,541.08</u> | <u>\$22,988,321.68</u> |
| | | | |
| | LIABILITIES AND NET ASSETS | | |
| | LIABILITIES: | | |
| \$916,178.34 | ACCOUNTS PAYABLE | \$44,791.80 | \$871,386.54 |
| 12,585,957.35 | OTHER LIABILITIES | 21,637.01 | 12,564,320.34 |
| 131,157.74 | UNEARNED REVENUE | 83,628.37 | 47,529.37 |
| <u>162,163.45</u> | COMPENSATED ABSENCES | <u>162,163.45</u> | <u>0.00</u> |
| | | | |
| 13,795,456.88 | TOTAL LIABILITIES | 312,220.63 | 13,483,236.25 |
| | | | |
| | NET ASSETS: | | |
| <u>15,361,405.88</u> | NET ASSETS | <u>5,856,320.45</u> | <u>9,505,085.43</u> |
| | | | |
| <u>15,361,405.88</u> | TOTAL NET ASSETS | <u>5,856,320.45</u> | <u>9,505,085.43</u> |
| | | | |
| <u>\$29,156,862.76</u> | TOTAL LIABILITIES AND NET ASSETS | <u>\$6,168,541.08</u> | <u>\$22,988,321.68</u> |

TARRANT COUNTY, TEXAS
COMBINED STATEMENT OF REVENUES, EXPENSES
AND CHANGES IN FUND NET ASSETS
PROPRIETARY FUNDS
FOR THE TWO (2) MONTHS ENDED 11/30/2015

| <u>COMBINED TOTAL</u> | | <u>ENTERPRISE</u> | <u>INTERNAL SERVICE</u> |
|---------------------------|---|-----------------------|-----------------------------|
| | OPERATING REVENUES: | | |
| \$519,342.42 | BUILDING RENTALS | \$519,342.42 | \$0.00 |
| 3,210,609.78 | USER FEES | 0.00 | 3,210,609.78 |
| 8,570,018.89 | COUNTY CONTRTIBUTIONS | 0.00 | 8,570,018.89 |
| <u>36,985.89</u> | OTHER REVENUES | <u>28,606.88</u> | <u>8,379.01</u> |
| 12,336,956.98 | TOTAL OPERATING REVENUES | 547,949.30 | 11,789,007.68 |
| | OPERATING EXPENSES: | | |
| 194,799.04 | PERSONNEL | 194,799.04 | 0.00 |
| 245,969.00 | BUILDING AND EQUIPMENT | 205,468.46 | 40,500.54 |
| 53,924.51 | DEPRECIATION AND AMORTIZATION | 53,924.51 | 0.00 |
| 12,106,659.40 | SELF INSURANCE CLAIMS | 0.00 | 12,106,659.40 |
| 1,062,576.44 | INSURANCE PREMIUMS | 0.00 | 1,062,576.44 |
| 517,952.80 | ADMINISTRATION | 0.00 | 517,952.80 |
| <u>110,955.24</u> | OTHER EXPENSES | <u>6,029.10</u> | <u>104,926.14</u> |
| <u>14,292,836.43</u> | TOTAL OPERATING EXPENSES | <u>460,221.11</u> | <u>13,832,615.32</u> |
| (1,955,879.45) | OPERATING INCOME (LOSS) | 87,728.19 | (2,043,607.64) |
| | NON-OPERATING REVENUE (EXPENSE): | | |
| <u>11,796.02</u> | INTEREST INCOME | <u>883.21</u> | <u>10,912.81</u> |
| (1,944,083.43) | NET INCOME (LOSS) BEFORE TRANSFERS | 88,611.40 | (2,032,694.83) |
| | OPERATING TRANSFERS: | | |
| 0.00 | OPERATING TRANSFERS IN | 0.00 | 0.00 |
| <u>0.00</u> | OPERATING TRANSFERS OUT | <u>0.00</u> | <u>0.00</u> |
| (1,944,083.43) | NET INCOME (LOSS) | 88,611.40 | (2,032,694.83) |
| | NET ASSETS: | | |
| <u>17,305,489.31</u> | BEGINNING OF PERIOD | <u>5,767,709.05</u> | <u>11,537,780.26</u> |
| <u>\$15,361,405.88</u> | END OF PERIOD | <u>\$5,856,320.45</u> | <u>\$9,505,085.43</u> |

TARRANT COUNTY, TEXAS
COMBINED BALANCE SHEET
AGENCY FUNDS
AS OF 11/30/2015

| <u>COMBINED TOTAL</u> | | <u>PAYROLL CLEARING</u> | | <u>FEE OFFICE</u> |
|---------------------------|---------------------------------------|-----------------------------|--|-------------------------|
| | ASSETS | | | |
| \$44,984,776.43 | CASH AND INVESTMENTS | \$4,763,502.94 | | \$40,221,273.49 |
| 32,840.06 | OTHER RECEIVABLES | 32,840.06 | | 0.00 |
| 1,676.69 | FEE OFFICE RECEIVABLE | 0.00 | | 1,676.69 |
| <u>64,656,938.37</u> | RESTRICTED ASSETS | <u>0.00</u> | | <u>64,656,938.37</u> |
| <u>\$109,676,231.55</u> | TOTAL ASSETS | <u>\$4,796,343.00</u> | | <u>\$104,879,888.55</u> |
| | LIABILITIES AND FUND BALANCE | | | |
| \$6,996.63 | ACCOUNTS PAYABLE | \$6,996.63 | | \$0.00 |
| <u>109,669,234.92</u> | OTHER LIABILITIES | <u>4,789,346.37</u> | | <u>104,879,888.55</u> |
| <u>\$109,676,231.55</u> | TOTAL LIABILITIES AND FUND BALANCE | <u>\$4,796,343.00</u> | | <u>\$104,879,888.55</u> |

TARRANT COUNTY, TEXAS
NOTES TO COMBINED FINANCIAL STATEMENTS
FOR THE TWO (2) MONTHS ENDED 11/30/2015

I. SUMMARY OF SIGNIFICANT ACCOUNTING POLICIES:

Reporting Entity

The accompanying financial statements reflect the funds and accounts of the financial reporting entity Tarrant County, Texas (the "County"), as of November 2015 and for the two months then ended. Other components of the County not included in the accompanying financial statements include, Tarrant County Hospital District, Tarrant County Mental Health and Mental Retardation Services, Tarrant County Industrial Development Corporation, Tarrant County Health Facilities Development Corporation, Tarrant County Cultural Education Facilities Finance Corporation, and Tarrant County Housing Financing Corporation. These components are technically a part of the "reporting entity" because of the budgetary oversight responsibility by the Commissioners' Court of Tarrant County. These components however are unrelated to the financial condition and results of operations of the County, and have been excluded from the accompanying financial statements. Separate financial statements of these entities are available upon request.

Revenue Recognition

Revenue is generally recognized on the modified accrual basis. Under this method of accounting, revenues are recognized when susceptible to accrual, i.e., both measurable and available. The primary revenue sources susceptible to accrual are property taxes, fines and fees due to fee offices which are recognized as unavailable revenue until cash is received. Other sources are generally not measurable until received in cash.

Expenditure Recognition

Expenditures are recorded when incurred. Expenditures for principal and interest on long-term debt are recorded when due. The accrual basis of accounting is utilized in the proprietary funds. Encumbrances are not included as expenditures.

Budget Basis Reporting

The budget is prepared utilizing a modified cash basis of accounting, with adjustments for encumbrances, as allowed by state statutes. Budget basis information is presented in the accompanying "Budgetary Information" section at a summary level. Budget information at the legal level of control is available upon request.

Investment Income Allocation

To maximize investment earnings on "idle" cash and cash equivalents, a "pooled cash" concept is utilized. Under this concept nearly all deposits are maintained in the same bank account and are invested on a daily basis. Generally, interest earnings are allocated to each fund based on the funds relative percentage of the total pool.

Compensated Absences

Accumulated unpaid vacation leave and vested sick pay have been recorded in the Enterprise Fund for the Resource Connection. An additional amount has been accrued for salary related payments associated with the payment of compensated absences. The amount of compensated absences for the remaining governmental funds is \$42,819,264 which is reported in the comprehensive annual financial report.

Incurred But Not Reported

Included in the "Other Liabilities" of the Internal Service fund's Employee Benefits is \$3,600,000 of incurred but not reported medical and drug claims.

TARRANT COUNTY, TEXAS
NOTES TO COMBINED FINANCIAL STATEMENTS
FOR THE TWO (2) MONTHS ENDED 11/30/2015

II. BASIS OF PRESENTATION:

The accounts of the County are organized and operated on the basis of funds, each of which is considered a separate accounting entity. Government resources are allocated to and accounted for in individual funds based on the purpose for which they are to be spent and the means by which spending activities are controlled.

Funds are classified into three categories: Governmental, Proprietary and Fiduciary. Each category is divided into separate fund types. The following fund types are used by the County.

Governmental Funds: Used to account for all or most of a government's general activity.

General Fund – used to account for the general operations of the County.

Road and Bridge Fund – used to account for the collection and expenditure of those monies designated to be spent for acquisition, construction and maintenance of county roads and bridges.

Debt Service Fund – used to account for accumulation of resources and for the payment of general long-term debt principal, interest, and related costs.

Capital Projects Funds – used to account for financial resources to be used for the acquisition and/or construction of major capital facilities.

Grant Funds – used to account for the activities conducted under the many grant agreements between the County and various state and federal organizations.

Other Governmental Funds – used to account for specific revenue sources which are legally restricted to expenditures for specified purposes.

Proprietary Funds: Used to account for operations that are financed in a manner similar to those in the private sector, where the determination of net income is appropriate for sound financial administration.

Enterprise Fund – used to account for operations that are financed and operated in a manner similar to private enterprise where the County's intent is to provide goods or services to the public on a continuing basis financed primarily through user charges. The County operates two enterprise funds, the Resource Connection and Oil and Gas Royalty.

Internal Service Funds – used to account for the various self-insurance activities for the County.

Fiduciary Funds: Used to account for assets held by the County in a trustee or agency capacity for others and therefore cannot be used to support the government's own programs. The County has two fiduciary agency funds: Payroll Clearing and Fee Office funds. The Fee Office fund accounts for monies still in the custody of the fee officers. It includes tax collections in behalf of other taxing jurisdictions and restricted assets of court ordered trust funds administered by the County Clerk and District Clerk.

**TARRANT COUNTY, TEXAS
NOTES TO COMBINED FINANCIAL STATEMENTS
FOR THE TWO (2) MONTHS ENDED 11/30/2015**

III. NEGATIVE CASH BALANCES:

The following funds have negative cash balances at the balance sheet date. This occurs when expenditures exceed revenue collection. The General Fund has advanced money to these Funds thereby, allowing for continued operation of the related programs. These advances by the General Fund have been reflected in the accompanying combined balance sheet as Due from other funds. The advances also represent a loss of investment earnings to the General Fund and are not a reimbursable item by the grantor under reimbursing grant agreements.

Most negative cash balances arise in the County's reimbursing grant programs. These programs require the payment of expenditures prior to the reimbursement by the grantor. These cash deficits have existed for years and do not create any major concerns. However, this information is helpful to the reader of the financial statements to provide a fuller understanding of the details of County operations.

| <u>FUND</u> | <u>DEFICIT</u> |
|--|----------------|
| F0025 DHHS-RYAN WHITE TITLE IV PART D - WOMEN, INFANTS, CHILDREN | \$ 20,055.43 |
| F0027 RYAN WHITE PART C - OUTPATIENT EIS PROGRAM - INTERIM | 166,798.40 |
| F0028 RYAN WHITE HIV/AIDS TREATMENT MODERNIZATION ACT PART A | 413,915.95 |
| F0031 HIV/STAT SERVICES | 22,719.02 |
| F0032 RYAN WHITE PART B | 806,560.78 |
| F0033 SURVEILLANCE | 27,911.11 |
| F0035 HIV PREVENTION | 139,032.02 |
| F0037 HIV/HOPWA | 13,330.57 |
| F0038 STD/HIV OPER | 142,105.00 |
| F0040 TDFPS-COMMUNITY YOUTH DEVELOPMENT | 14,991.84 |
| F0042 BIOTERRORISM PREPAREDNESS - LAB | 29,964.40 |
| F0043 BIOTERRORISM FORMULA | 368,909.07 |
| F0044 DSHS-C.R.I - CITIES READINESS INITIATIVE | 44,364.44 |
| F0045 TB/PC-TB CONTROL & PREVENTION (CLINIC) | 100,108.44 |
| F0046 TUBERCULOSIS - PREVENTION AND CONTROL | 205,641.27 |
| F0047 REFUGEE HEALTH | 343,152.77 |
| F0051 IMMUNIZATIONS | 132,214.79 |
| F0058 DFCHS - HEALTHY TEXAS BABIES | 26,649.24 |
| F0060 WIC CARD PARTICIPATION | 2,200,294.65 |
| F0062 ESSENTIAL HEALTH SERVICES OFFICE OF PUBLIC HEALTH PRACTICE | 89,929.50 |
| F0073 FOODBORNE ILLNESS SURVEILLANCE & INVESTIGATION | 13,755.24 |
| F0093 NURSE FAMILY PARTNERSHIP GRANT | 189,491.37 |
| F0095 CDC-UNTHSC-TUBERCULOSIS EPIDEMIOLOGIC RESEARCH | 69,217.40 |
| F0097 CPS-EBOLA PUBLIC HEALTH PREPAREDNESS | 5,430.73 |
| G0008 CJD-FAMILY DRUG COURT | 3,749.99 |
| G0012 VETERANS COURT PROGRAM | 31,815.64 |
| G0018 CJD-REACHING INDEPENDENCE THROUGH SELF EMPOWERMENT | 17,556.96 |
| G0061 LIFESKILLS TRAINING | 13,072.00 |
| G0062 FIRST OFFENDER PROGRAM | 2,016.00 |
| G0065 VICTIMS ASSISTANCE GRANT-VOCA | 31,018.06 |
| G0081 VAWA - PROTECTIVE ORDER UNIT | 20,379.82 |
| G0082 CJD-BILINGUAL VICTIM ASSISTANCE COORDINATOR | 11,601.41 |

**TARRANT COUNTY, TEXAS
NOTES TO COMBINED FINANCIAL STATEMENTS
FOR THE TWO (2) MONTHS ENDED 11/30/2015**

III. NEGATIVE CASH BALANCES (CONT'D):

| <u>FUND</u> | <u>DEFICIT</u> |
|--|-------------------------|
| G0084 D.I.R.E.C.T. PROGRAM | \$ 45,297.87 |
| G0085 MENTAL HEALTH DIVERSION COURT PROGRAM | 13,760.83 |
| G0089 FELONY ALCOHOL INTERVENTION PROGRAM (CJD) | 24,592.01 |
| H0001 COMMUNITY DEVELOPMENT SALARY ALLOCATION FUND | 8,821.10 |
| H0042 COMMUNITY DEVELOPMENT BLOCK GRANT ADMIN | 1,250,153.85 |
| H0045 NEIGHBORHOOD STABILIZATION PROGRAM (NSP) | 6,065.12 |
| H0061 HOUSING OPPORTUNITIES FOR PERSONS WITH AIDS (HOPWA) | 26,967.93 |
| H0071 EMERGENCY SHELTER PROGRAM | 36,367.42 |
| H0500 SUPPORTIVE HOUSING PROGRAM | 156,878.96 |
| L0013 OJP-DOJ-NIJ-FORENSIC DNA BACKLOG REDUCTION GRANT | 68,706.45 |
| M0008 L.L.E.B.G.-MENTAL HEALTH LIASION PROGRAM | 5,918.15 |
| M0010 ADULT DRUG COURT- JAG (MENTAL HEALTH LIAISON) | 11,975.91 |
| M0014 ACCESS AND VISITATION GRANT | 10,705.58 |
| M0022 AUTO THEFT TASK FORCE | 642,487.04 |
| M0040 HOMELAND SECURITY GRANT PROGRAM | 87,155.15 |
| M0044 TXDOT COURTESY PATROL PROGRAM | 546,465.87 |
| M0048 BILINGUAL VICTIMS ASSISTANCE | 11,361.94 |
| M0066 TXDOT-TRAFFIC SAFETY FOR EXPANSION OF THE DWI NO REFUSAL | 48,650.00 |
| M0070 TIDC-WEB-BASED INDIGENT DEFENSE APPOINTMENT & COMPLIANCE | 117,721.52 |
| M0074 INTELLECTUAL AND DEVLPMNT DISABILITIES NEEDS GROUP DIRECTOR | 16,599.94 |
| M0075 ENHANCED MOBILITY OF SENIORS & INDIVIDUALS WITH DISABILITIES | 8,826.28 |
| M0076 HIGH OCCUPANCY VEHICLE ENFORCEMENT - NCTCOG | 20,821.27 |
| M0077 HIGH OCCUPANCY VEHICLE ENFORCEMENT - TXDOT | 1,072.78 |
| M0201 TRANSPORTATION INFRASTRUCTURE - MORRIS DIDO | 139,434.75 |
| M0204 TRANSPORTATION INFRASTRUCTURE - WILLOW SPRINGS RD | 45,304.07 |
| M0206 TRANSPORTATION INFRASTRUCTURE - WILSON ROAD | 62,783.30 |
| M0208 TRANSPORTATION INFRASTRUCTURE - SILVER CREEK AZLE RD | 45,243.69 |
| P0016 TJJD-SPECIAL NEEDS DIVERSIONARY PROGRAM | 554.73 |
| P0027 TJPC-JJAEP | 245,320.94 |
| R0013 HUD SECTION 8 HOUSING VOUCHERS | 1,009,673.09 |
| R0017 VETERANS AFFAIRS SUPPORTIVE HOUSING | 94,892.75 |
| R0025 FAMILY SELF SUFFICIENCY | 43,264.79 |
| R0032 SHELTER PLUS CARE | 6,363.95 |
| SUB-TOTAL GRANTS | <u>10,577,962.34</u> |
| G1100 8TH ADMINISTRATIVE JUDICIAL REGION | 14,707.47 |
| T3000 DA - JPS CONTRACT | 24,630.60 |
| T3100 TC EMERGENCY SERVICE DISTRICT #1 | 11,533.17 |
| T7300 ELECTIONS CHAPTER 19 | 1,720.37 |
| | <u>\$ 10,630,553.95</u> |

TARRANT COUNTY, TEXAS
NOTES TO COMBINED FINANCIAL STATEMENTS
FOR THE TWO (2) MONTHS ENDED 11/30/2015

IV. CAPITAL ASSETS:

A summary of the Governmental Funds' capital assets follows:

| | <u>Balance</u> <u>October 1, 2015</u> | <u>Additions</u> | <u>Disposals/ Adjustments</u> | <u>Balance</u> <u>November 30, 2015</u> |
|----------------------------|--|----------------------|-----------------------------------|--|
| Land and land improvements | \$ 54,215,112.98 | | | \$ 54,215,112.98 |
| Building and improvements | 475,058,786.85 | \$ 16,392.29 | | 475,075,179.14 |
| Construction in progress | 13,749,425.73 | 331,839.33 | | 14,081,265.06 |
| Fixed equipment | 129,135,253.65 | 584,491.79 | \$ (166,125.00) | 129,553,620.44 |
| Infrastructure | 108,543,065.83 | | | 108,543,065.83 |
| | <u>\$ 780,701,645.04</u> | <u>\$ 932,723.41</u> | <u>\$ (166,125.00)</u> | <u>\$ 781,468,243.45</u> |

V. SCHEDULE OF OUTSTANDING BONDED DEBT:

| | <u>AMOUNT</u> | <u>INTEREST RATES</u> |
|---|-----------------------|-----------------------|
| 2006 - General Obligation | \$ 3,790,000 | 5.00% |
| 2007 - General Obligation | 4,755,000 | 5.00% |
| 2008 - General Obligation | 79,390,000 | 4.00% to 5.00% |
| 2010 - Limited Tax Refunding & Improvement Bonds | 55,790,000 | 4.00% to 5.00% |
| 2013 - Limited Tax Refunding & Improvement Bonds | 67,640,000 | 4.00% to 5.00% |
| 2015 - Limited Tax Refunding & Improvement Bonds | 67,075,000 | 2.00% to 5.00% |
| 2015A - Limited Tax Refunding & Improvement Bonds | 82,980,000 | 1.97% |
| Total Outstanding Bonded Debt | <u>\$ 361,420,000</u> | |

Arbitrage provisions of the Internal Revenue Tax Act of 1986 require the County to rebate excess arbitrage earnings from bond proceeds to the federal government. This amount was estimated to be \$0 as of September 30, 2015.

VI. FEE OFFICE FINANCIAL STATUS:

These financial statements reflect financial balances as of the date indicated below for the fee offices of the County:

| <u>OFFICE</u> | <u>AS OF</u> | <u>OFFICE</u> | <u>AS OF</u> |
|------------------------|------------------|-----------------------|------------------|
| Tax Assessor/Collector | October 31, 2015 | Child Support | October 31, 2015 |
| County Clerk | October 31, 2015 | Child Support – Trust | October 31, 2015 |
| Sheriff | October 31, 2015 | Justice of Peace 1 | October 31, 2015 |
| Constable 1 | October 31, 2015 | Justice of Peace 2 | October 31, 2015 |
| Constable 2 | October 31, 2015 | Justice of Peace 3 | October 31, 2015 |
| Constable 3 | October 31, 2015 | Justice of Peace 4 | October 31, 2015 |
| Constable 4 | October 31, 2015 | Justice of Peace 5 | October 31, 2015 |
| Constable 5 | October 31, 2015 | Justice of Peace 6 | October 31, 2015 |
| Constable 6 | October 31, 2015 | Justice of Peace 7 | October 31, 2015 |
| Constable 7 | October 31, 2015 | Justice of Peace 8 | October 31, 2015 |
| Constable 8 | October 31, 2015 | Community Supervision | |
| District Attorney | October 31, 2015 | & Corrections | October 31, 2015 |
| District Clerk | October 31, 2015 | Domestic Relations | October 31, 2015 |

**TARRANT COUNTY, TEXAS
NOTES TO COMBINED FINANCIAL STATEMENTS
FOR THE TWO (2) MONTHS ENDED 11/30/2015**

VII. CONTINGENCIES:

The County is self-insured for workers' compensation, automobile bodily injury and property damage, comprehensive general liability and all self-insured retentions for existing policies. At November 30, 2015, \$8,862,125 has been accrued, based on an actuarial assessment, to provide for potential losses resulting from pending or threatened litigation, asserted claims and claims incurred but not reported.

VIII. INVESTMENTS:

All investment securities are purchased on the basis of "Delivery vs. Payment" and are held at JPMorgan Chase Bank – New York by the Safekeeping Department in a segregated account in the name of Tarrant County. "Delivery vs. Payment" means that the County's money is not released until the securities are delivered to the Safekeeping Department.

All securities held and transactions executed during the period conform to the requirements of the Government Code Section 2256, The Public Funds Investment Act, and the Tarrant County Investment Policy, as adopted by the Commissioners Court on November 24, 2015.

| <u>DESCRIPTION</u> | <u>PAR</u> | <u>PURCHASE DATE</u> | <u>MATURITY DATE</u> | <u>BOOK VALUE</u> | <u>MARKET VALUE</u> |
|--------------------------------------|--------------|----------------------|----------------------|-----------------------|-----------------------|
| FHLB 0.375% non callable | \$ 4,000,000 | 9/1/2015 | 9/1/2016 | \$ 3,999,858 | \$ 3,999,858 |
| FHLB 0.625% non callable | 3,000,000 | 8/27/2015 | 11/23/2016 | 2,996,871 | 2,996,871 |
| FNMA 1.25% non callable | 5,000,000 | 11/20/2015 | 1/30/2017 | 5,049,856 | 5,049,856 |
| FHLMC 0.70% one time call 2/24/16 | 10,000,000 | 2/24/2015 | 2/24/2017 | 10,022,022 | 10,022,022 |
| FHLMC 1.25% non callable | 5,000,000 | 11/20/2015 | 5/12/2017 | 5,030,866 | 5,030,866 |
| | | | Average Rate | | |
| JPMorgan Chase Savings | | | 0.30% | 171,340,106 | 171,340,106 |
| JPMorgan Chase Savings II | | | 0.30% | 30,288,507 | 30,288,507 |
| JPMorgan Chase Checking | | | 0.30% | 91,140,370 | 91,140,370 |
| Lone Star Investment Pool | | | 0.09% | 4,273,802 | 4,273,802 |
| TexStar Investment Pool | | | 0.12% | 3,425,954 | 3,425,954 |
| TexPool Investment Pool | | | 0.11% | 6,569,871 | 6,569,871 |
| TOTAL INVESTMENTS | | | | <u>\$ 334,138,083</u> | <u>\$ 334,138,083</u> |

Governmental Accounting Standards Board (GASB) Statement 31 requires that the book value of securities reflect the current market value. The book value of the securities listed above has been decreased by \$18,237 to reflect the current market value at November 30, 2015.

**TARRANT COUNTY, TEXAS
CAPITAL PROJECT FUNDS
FUND DESCRIPTIONS**

FUND 451 - NON-DEBT CAPITAL FUND

This fund was established to account for capital acquisitions funded from County auction proceeds, operating transfers from general fund, gas signing bonuses and gas royalties.

FUND 475 – 1998 BOND ELECTION FUND

This fund was established to account for the expenditure of the proceeds of General Obligation Bonds issued to fund capital acquisitions originally approved by the voters, primarily for the construction of the law center.

FUND 476 – 2006 BOND ELECTION FUND

This fund was established to account for the expenditure of the proceeds of General Obligation Bonds issued to fund capital acquisitions originally approved by the voters.

FUND 477 – 2006 BOND ELECTION-TRANSPORTATION FUND

This fund was established to account for the expenditure of the proceeds of General Obligation Bonds issued to fund transportation projects originally approved by the voters.

**TARRANT COUNTY, TEXAS
COMBINING BALANCE SHEET
CAPITAL PROJECTS FUNDS
AS OF 11/30/2015**

| <u>COMBINED TOTAL</u> | | <u>NON-DEBT CAPITAL</u> | <u>1998 BOND ELECTION</u> | <u>2006 BOND ELECTION</u> |
|-------------------------------------|---|-----------------------------|-----------------------------------|-----------------------------------|
| ASSETS | | | | |
| \$196,964,198.93 | CASH AND INVESTMENTS | \$60,391,844.27 | \$58,469.69 | \$49,630,494.60 |
| 394,587.90 | OTHER RECEIVABLES | 190,476.16 | 0.00 | 201,839.05 |
| 0.00 | PREPAID EXPENSE | 0.00 | 0.00 | 0.00 |
| <u>\$197,358,786.83</u> | TOTAL ASSETS | <u>\$60,582,320.43</u> | <u>\$58,469.69</u> | <u>\$49,832,333.65</u> |
| LIABILITIES AND FUND BALANCE | | | | |
| LIABILITIES: | | | | |
| \$3,244,777.18 | ACCOUNTS PAYABLE | \$1,504,584.83 | \$0.00 | \$1,740,192.35 |
| 0.00 | OTHER LIABILITIES | 0.00 | 0.00 | 0.00 |
| 3,244,777.18 | TOTAL LIABILITIES | 1,504,584.83 | 0.00 | 1,740,192.35 |
| FUND BALANCE : | | | | |
| 194,114,009.65 | FUND BALANCE | 59,077,735.60 | 58,469.69 | 48,092,141.30 |
| <u>\$197,358,786.83</u> | TOTAL LIABILITIES AND FUND BALANCE | <u>\$60,582,320.43</u> | <u>\$58,469.69</u> | <u>\$49,832,333.65</u> |

2006
BOND ELECTION
TRANSPORTATION

\$86,883,390.37
2,272.69
0.00

\$86,885,663.06

\$0.00
0.00

0.00

86,885,663.06

\$86,885,663.06

TARRANT COUNTY, TEXAS
COMBINING STATEMENT OF REVENUES AND EXPENDITURES
AND CHANGES IN FUND BALANCE
CAPITAL PROJECTS FUNDS
FOR THE TWO (2) MONTHS ENDED 11/30/2015

| <u>COMBINED TOTAL</u> | | <u>NON-DEBT CAPITAL</u> | <u>1998 BOND ELECTION</u> | <u>2006 BOND ELECTION</u> |
|--|---|-----------------------------|-----------------------------------|-----------------------------------|
| REVENUES: | | | | |
| \$93,987.79 | INVESTMENT INCOME | \$28,152.69 | \$0.00 | \$24,061.51 |
| <u>31,227.26</u> | MISCELLANEOUS | <u>31,227.26</u> | <u>0.00</u> | <u>0.00</u> |
| 125,215.05 | TOTAL REVENUES | 59,379.95 | 0.00 | 24,061.51 |
| EXPENDITURES: | | | | |
| <u>3,716,996.51</u> | CAPITAL/CONSTRUCTION | <u>2,345,124.84</u> | <u>0.00</u> | <u>190,996.67</u> |
| <u>3,716,996.51</u> | TOTAL EXPENDITURES | <u>2,345,124.84</u> | <u>0.00</u> | <u>190,996.67</u> |
| (3,591,781.46) | EXCESS (DEFICIT) OF REVENUES OVER EXPENDITURES | (2,285,744.89) | 0.00 | (166,935.16) |
| OTHER FINANCING SOURCES (USES): | | | | |
| <u>5,118,597.20</u> | OPERATING TRANSFERS IN | <u>5,118,597.20</u> | <u>0.00</u> | <u>0.00</u> |
| 1,526,815.74 | EXCESS (DEFICIT) OF REVENUES AND OPERATING TRANSFERS OVER EXPENDITURES | 2,832,852.31 | 0.00 | (166,935.16) |
| FUND BALANCE (DEFICIT): | | | | |
| <u>192,587,193.91</u> | BEGINNING OF PERIOD | <u>56,244,883.29</u> | <u>58,469.69</u> | <u>48,259,076.46</u> |
| <u>\$194,114,009.65</u> | END OF PERIOD | <u>\$59,077,735.60</u> | <u>\$58,469.69</u> | <u>\$48,092,141.30</u> |

2006
BOND ELECTION
TRANSPORTATION

\$41,773.59
0.00

41,773.59

1,180,875.00

1,180,875.00


(1,139,101.41)

0.00

(1,139,101.41)

88,024,764.47

\$86,885,663.06



**TARRANT COUNTY, TEXAS
OTHER GOVERNMENTAL FUNDS
FUND DESCRIPTION**

FUND 241 - LAW LIBRARY FUND

This fund was established, pursuant to State statutes, to account for the collection and expenditure of monies collected in civil cases supporting the Tarrant County Law Library.

FUND 251 - VEHICLE INVENTORY TAX FUND

This fund was established, pursuant to State statutes, to account for any interest earnings generated from the vehicle inventory tax, which the collector shall retain to defray the cost of collecting this tax. The Tax Assessor has discretion over the use of this fund.

RECORDS PRESERVATION FUNDS

These funds were established, pursuant to State statutes, to account for the collection and expenditure of monies collected for the preservation and automation of County records. These funds are further described on page 27.

FUND 242 - EDUCATION FUND

This fund was established, pursuant to State statutes, to account for the collection and expenditure of monies collected to provide for the continuing education of those officials and employees associated with the probate courts and certain law enforcement offices.

FUND T04 - PUBLIC HEALTH FUND

The Tarrant County Hospital District provides funding for the operation of the Tarrant County Health Department in an effort to aggregate the cost of health service to Tarrant County residents. This funding arrangement began in 1999. These costs were previously paid from the County's General fund. This fund also includes the Medicaid 1115 Waiver, this waiver is to enhance access to health care, increase the quality of care, improve the cost-effectiveness of care provided and better serve the health of the patients and their families.

FUND 223 - CONSUMER HEALTH FUND

This fund was established, pursuant to State statutes, to account for the collection of food permit fees and expenditures incurred in connection with issuing permits and conducting inspections.

COURT DESIGNATED FUNDS

These funds were established to account for the collection and expenditures of court ordered fees, pursuant to State statutes. These funds are further described on page 33.

FUNDS (D62-D87) - DISTRICT ATTORNEY CONTRACTS

These funds are used to account for monies collected by the District Attorney which are used in the investigation of criminal activities. These monies consist primarily of fees for bad checks and forfeited monies resulting from narcotics related convictions.

FUNDS (S43-S97) – SHERIFF CONTRACTS

These funds are used to account for monies collected by activities in the Sheriff Department. These activities include fees from operation of the jail commissary which are used for the benefit of the jail inmates. Some of these funds are the custody of the Sheriff. Monies are also collected from forfeitures resulting from narcotics related activities.

FUNDS (G11,T05-T99) – MISCELLANEOUS CONTRACTS

These funds are used to account for monies received by Tarrant County as contributions for specified purposes.

TARRANT COUNTY, TEXAS
COMBINING BALANCE SHEET
OTHER GOVERNMENTAL FUNDS
AS OF 11/30/2015

| <u>COMBINED TOTAL</u> | | <u>LAW LIBRARY</u> | <u>VEHICLE INVENTORY TAX</u> | <u>RECORDS PRESERVATION FUNDS</u> | <u>EDUCATION</u> |
|-------------------------------------|---|------------------------|--------------------------------------|---|---------------------|
| ASSETS | | | | | |
| \$38,496,665.44 | CASH AND INVESTMENTS | \$635,737.64 | \$323,227.96 | \$14,266,682.77 | \$177,172.35 |
| 621,133.58 | OTHER RECEIVABLES | 2,494.00 | 0.00 | 2,991.63 | 0.00 |
| 38,314.71 | PREPAID EXPENSES AND INVENTORY | 166.67 | 0.00 | 5,407.24 | 0.00 |
| <u>\$39,156,113.73</u> | TOTAL ASSETS | <u>\$638,398.31</u> | <u>\$323,227.96</u> | <u>\$14,275,081.64</u> | <u>\$177,172.35</u> |
| LIABILITIES AND FUND BALANCE | | | | | |
| LIABILITIES: | | | | | |
| \$476,413.70 | ACCOUNTS PAYABLE | \$40,820.00 | \$0.00 | \$2,987.11 | \$0.00 |
| 4,253,529.03 | OTHER LIABILITIES | 6,828.40 | 1,092.88 | 49,062.23 | 0.00 |
| 52,591.61 | DUE TO OTHER FUNDS | 0.00 | 0.00 | 0.00 | 0.00 |
| 522,120.15 | UNEARNED REVENUE | 0.00 | 0.00 | 0.00 | 0.00 |
| 5,304,654.49 | TOTAL LIABILITIES | 47,648.40 | 1,092.88 | 52,049.34 | 0.00 |
| FUND BALANCE : | | | | | |
| 33,851,459.24 | FUND BALANCES | 590,749.91 | 322,135.08 | 14,223,032.30 | 177,172.35 |
| <u>\$39,156,113.73</u> | TOTAL LIABILITIES AND FUND BALANCE | <u>\$638,398.31</u> | <u>\$323,227.96</u> | <u>\$14,275,081.64</u> | <u>\$177,172.35</u> |

| <u>PUBLIC HEALTH</u> | <u>CONSUMER HEALTH</u> | <u>COURT DESIGNATED FUNDS</u> | <u>DISTRICT ATTORNEY CONTRACTS</u> | <u>SHERIFF CONTRACTS</u> | <u>MISCELLANEOUS CONTRACTS</u> |
|-----------------------|------------------------|-------------------------------|------------------------------------|--------------------------|--------------------------------|
| \$9,295,938.59 | \$486,906.92 | \$2,390,827.07 | \$4,311,714.43 | \$4,002,768.94 | \$2,605,688.77 |
| 0.00 | 0.00 | 1,974.81 | 3,189.07 | 0.00 | 610,484.07 |
| 15,780.55 | 0.00 | 0.00 | 0.00 | 16,960.25 | 0.00 |
| <u>\$9,311,719.14</u> | <u>\$486,906.92</u> | <u>\$2,392,801.88</u> | <u>\$4,314,903.50</u> | <u>\$4,019,729.19</u> | <u>\$3,216,172.84</u> |
| | | | | | |
| \$48,722.53 | \$66.31 | \$9.94 | \$9,381.07 | \$89,530.60 | \$284,896.14 |
| 215,436.26 | 18,671.88 | 4,916.78 | 3,889,194.28 | 50,140.38 | 18,185.94 |
| 0.00 | 0.00 | 0.00 | 0.00 | 0.00 | 52,591.61 |
| 0.00 | 0.00 | 0.00 | 0.00 | 0.00 | 522,120.15 |
| 264,158.79 | 18,738.19 | 4,926.72 | 3,898,575.35 | 139,670.98 | 877,793.84 |
| | | | | | |
| 9,047,560.35 | 468,168.73 | 2,387,875.16 | 416,328.15 | 3,880,058.21 | 2,338,379.00 |
| <u>\$9,311,719.14</u> | <u>\$486,906.92</u> | <u>\$2,392,801.88</u> | <u>\$4,314,903.50</u> | <u>\$4,019,729.19</u> | <u>\$3,216,172.84</u> |

TARRANT COUNTY, TEXAS
COMBINING STATEMENT OF REVENUES AND EXPENDITURES
AND CHANGES IN FUND BALANCE
OTHER GOVERNMENTAL FUNDS
FOR THE TWO (2) MONTHS ENDED 11/30/2015

| COMBINED TOTAL | | LAW LIBRARY | VEHICLE INVENTORY TAX | RECORDS PRESERVATION FUNDS | EDUCATION |
|------------------------|--|---------------------|-----------------------------|----------------------------------|---------------------|
| | REVENUES: | | | | |
| \$1,439,267.70 | FEES OF OFFICE | \$182,389.94 | \$0.00 | \$671,544.25 | \$2,980.00 |
| 180,218.91 | INTERGOVERNMENTAL | 0.00 | 0.00 | 0.00 | 0.00 |
| 16,914.12 | INVESTMENT INCOME | 293.43 | 162.21 | 6,807.11 | 0.00 |
| 821,491.47 | MISCELLANEOUS | 4,603.45 | 0.00 | 7.12 | 0.00 |
| <u>2,457,892.20</u> | TOTAL REVENUES | <u>187,286.82</u> | <u>162.21</u> | <u>678,358.48</u> | <u>2,980.00</u> |
| | EXPENDITURES: | | | | |
| | CURRENT: | | | | |
| 1,246,228.81 | GENERAL GOVERNMENT | 0.00 | 12,947.86 | 350,200.42 | 0.00 |
| 265,299.27 | PUBLIC SAFETY | 0.00 | 0.00 | 0.00 | 1,771.68 |
| 410,823.45 | JUDICIAL | 16,804.11 | 0.00 | 130,599.22 | 2,956.13 |
| 2,619,941.86 | COMMUNITY SERVICES | 108,330.18 | 0.00 | 0.00 | 0.00 |
| 175,222.44 | CAPITAL/CONSTRUCTION | 0.00 | 12,574.50 | 7,708.02 | 0.00 |
| <u>4,717,515.83</u> | TOTAL EXPENDITURES | <u>125,134.29</u> | <u>25,522.36</u> | <u>488,507.66</u> | <u>4,727.81</u> |
| (2,259,623.63) | EXCESS (DEFICIT) OF REVENUES OVER EXPENDITURES | 62,152.53 | (25,360.15) | 189,850.82 | (1,747.81) |
| | OTHER FINANCING SOURCES (USES): | | | | |
| 16,115.48 | OPERATING TRANSFERS IN | 0.00 | 0.00 | 0.00 | 0.00 |
| <u>(102,656.68)</u> | OPERATING TRANSFERS OUT | <u>0.00</u> | <u>0.00</u> | <u>0.00</u> | <u>0.00</u> |
| (2,346,164.83) | EXCESS (DEFICIT) OF REVENUES AND OPERATING TRANSFERS OVER EXPENDITURES | 62,152.53 | (25,360.15) | 189,850.82 | (1,747.81) |
| | FUND BALANCES: | | | | |
| <u>36,197,624.07</u> | BEGINNING OF PERIOD | <u>528,597.38</u> | <u>347,495.23</u> | <u>14,033,181.48</u> | <u>178,920.16</u> |
| <u>\$33,851,459.24</u> | END OF PERIOD | <u>\$590,749.91</u> | <u>\$322,135.08</u> | <u>\$14,223,032.30</u> | <u>\$177,172.35</u> |

| <u>PUBLIC HEALTH</u> | <u>CONSUMER HEALTH</u> | <u>COURT DESIGNATED FUNDS</u> | <u>DISTRICT ATTORNEY CONTRACTS</u> | <u>SHERIFF CONTRACTS</u> | <u>MISCELLANEOUS CONTRACTS</u> |
|--------------------------|----------------------------|---------------------------------------|--|------------------------------|------------------------------------|
| \$170,677.17 | \$135,869.78 | \$242,705.13 | \$4,283.08 | \$0.00 | \$28,818.35 |
| 0.00 | 0.00 | 0.00 | 0.00 | 0.00 | 180,218.91 |
| 5,044.97 | 235.51 | 1,133.20 | 161.59 | 1,849.33 | 1,226.77 |
| 0.00 | 0.00 | 0.00 | 363,321.87 | 326,168.33 | 127,390.70 |
| <u>175,722.14</u> | <u>136,105.29</u> | <u>243,838.33</u> | <u>367,766.54</u> | <u>328,017.66</u> | <u>337,654.73</u> |
| 11,899.36 | 0.00 | 34,103.50 | 0.00 | 0.00 | 837,077.67 |
| 0.00 | 0.00 | 0.00 | 0.00 | 166,662.23 | 96,865.36 |
| 0.00 | 0.00 | 67,778.01 | 97,395.45 | 0.00 | 95,290.53 |
| 2,241,989.89 | 162,371.06 | 0.00 | 0.00 | 0.00 | 107,250.73 |
| 20,366.63 | 0.00 | 11,137.83 | 63,068.44 | 49,574.27 | 10,792.75 |
| <u>2,274,255.88</u> | <u>162,371.06</u> | <u>113,019.34</u> | <u>160,463.89</u> | <u>216,236.50</u> | <u>1,147,277.04</u> |
| (2,098,533.74) | (26,265.77) | 130,818.99 | 207,302.65 | 111,781.16 | (809,622.31) |
| 0.00 | 0.00 | 0.00 | 0.00 | 0.00 | 16,115.48 |
| 0.00 | 0.00 | (86,094.60) | (4,283.08) | 0.00 | (12,279.00) |
| (2,098,533.74) | (26,265.77) | 44,724.39 | 203,019.57 | 111,781.16 | (805,785.83) |
| 11,146,094.09 | 494,434.50 | 2,343,150.77 | 213,308.58 | 3,768,277.05 | 3,144,164.83 |
| <u>\$9,047,560.35</u> | <u>\$468,168.73</u> | <u>\$2,387,875.16</u> | <u>\$416,328.15</u> | <u>\$3,880,058.21</u> | <u>\$2,338,379.00</u> |



**TARRANT COUNTY, TEXAS
RECORDS PRESERVATION FUNDS
FUND DESCRIPTION**

FUND 211 - RECORDS PRESERVATION & AUTOMATION FUND - FILINGS

This fund was established, pursuant to State statutes, to account for the collection and expenditure of monies collected from filing fees to allow for the preservation and automation of County records. The County Clerk has discretion over the use of this fund.

FUND 212 - RECORDS PRESERVATION & AUTOMATION FUND - CONVICTIONS

This fund was established, pursuant to State statutes, to account for the collection and expenditure of monies collected in court for the preservation and automation of County records.

FUND 213 - RECORDS PRESERVATION & RESTORATION FUND

This fund was established, pursuant to State statutes, to account for the collection and expenditure of monies collected from filing fees for the preservation and restoration of County records.

FUND 214 - COURT RECORD PRESERVATION FUND

This fund was established, pursuant to State statutes, to account for the collection and expenditure of monies collected from filing fees for the preservation and restoration of County records.

FUND 215 – DISTRICT COURT RECORDS TECHNOLOGY (ARCHIVE) FUND

This fund was established, pursuant to State statutes, to account for the collection and expenditure of monies collected from filing fees for the preservation and restoration of district court records archives.

**TARRANT COUNTY, TEXAS
COMBINING BALANCE SHEET
RECORD PRESERVATION FUNDS
AS OF 11/30/2015**

| <u>COMBINED TOTAL</u> | | <u>RECORDS PRESERVATION & AUTOMATION -FILINGS</u> | <u>RECORDS PRESERVATION & AUTOMATION -CONVICTIONS</u> | <u>RECORDS PRESERVATION & RESTORATION</u> |
|-------------------------------------|---|---|---|---|
| ASSETS | | | | |
| \$14,266,682.77 | CASH AND INVESTMENTS | \$5,780,881.65 | \$332,960.70 | \$6,243,497.24 |
| 2,991.63 | OTHER RECEIVABLES | 0.00 | 1,406.63 | 0.00 |
| <u>5,407.24</u> | PREPAID EXPENSES AND INVENTORY | <u>0.00</u> | <u>0.00</u> | <u>5,407.24</u> |
| <u>\$14,275,081.64</u> | TOTAL ASSETS | <u>\$5,780,881.65</u> | <u>\$334,367.33</u> | <u>\$6,248,904.48</u> |
| LIABILITIES AND FUND BALANCE | | | | |
| LIABILITIES: | | | | |
| \$2,987.11 | ACCOUNTS PAYABLE | \$338.07 | \$24.28 | \$2,448.63 |
| <u>49,062.23</u> | OTHER LIABILITIES | <u>18,976.83</u> | <u>8,005.93</u> | <u>15,071.54</u> |
| 52,049.34 | TOTAL LIABILITIES | 19,314.90 | 8,030.21 | 17,520.17 |
| FUND BALANCE : | | | | |
| <u>14,223,032.30</u> | FUND BALANCES | <u>5,761,566.75</u> | <u>326,337.12</u> | <u>6,231,384.31</u> |
| <u>\$14,275,081.64</u> | TOTAL LIABILITIES AND FUND BALANCE | <u>\$5,780,881.65</u> | <u>\$334,367.33</u> | <u>\$6,248,904.48</u> |

| <u>COURT RECORD PRESERVATION</u> | <u>DISTRICT COURT RECORDS TECHNOLOGY (ARCHIVE)</u> |
|--|--|
| \$1,025,459.16 | \$883,884.02 |
| 720.00 | 865.00 |
| <u>0.00</u> | <u>0.00</u> |
| <u>\$1,026,179.16</u> | <u>\$884,749.02</u> |

| | |
|-----------------|-----------------|
| \$176.13 | \$0.00 |
| <u>3,764.27</u> | <u>3,243.66</u> |
| 3,940.40 | 3,243.66 |

| | |
|---------------------|-------------------|
| <u>1,022,238.76</u> | <u>881,505.36</u> |
|---------------------|-------------------|

| | |
|-----------------------|---------------------|
| <u>\$1,026,179.16</u> | <u>\$884,749.02</u> |
|-----------------------|---------------------|

TARRANT COUNTY, TEXAS
COMBINING STATEMENT OF REVENUES AND EXPENDITURES
AND CHANGES IN FUND BALANCE
RECORDS PRESERVATION FUNDS
FOR THE TWO (2) MONTHS ENDED 11/30/2015

| <u>COMBINED TOTAL</u> | | <u>RECORDS PRESERVATION & AUTOMATION -FILINGS</u> | <u>RECORDS PRESERVATION & AUTOMATION -CONVICTIONS</u> | <u>RECORDS PRESERVATION RESTORATION</u> |
|---------------------------|---|---|---|---|
| | REVENUES: | | | |
| \$671,544.25 | FEES OF OFFICE | \$237,943.81 | \$106,134.32 | \$223,055.00 |
| 6,807.11 | INVESTMENT INCOME | 2,764.02 | 152.81 | 2,979.19 |
| <u>7.12</u> | MISCELLANEOUS | <u>7.12</u> | <u>0.00</u> | <u>0.00</u> |
| 678,358.48 | TOTAL REVENUES | 240,714.95 | 106,287.13 | 226,034.19 |
| | EXPENDITURES: | | | |
| | CURRENT: | | | |
| 350,200.42 | GENERAL GOVERNMENT | 153,542.27 | 67,436.61 | 129,221.54 |
| 130,599.22 | JUDICIAL | 51,137.37 | 0.00 | 10,748.01 |
| <u>7,708.02</u> | CAPITAL/CONSTRUCTION | <u>652.17</u> | <u>3,103.08</u> | <u>3,335.79</u> |
| 488,507.66 | TOTAL EXPENDITURES | 205,331.81 | 70,539.69 | 143,305.34 |
| 189,850.82 | EXCESS (DEFICIT) OF REVENUES OVER EXPENDITURES | 35,383.14 | 35,747.44 | 82,728.85 |
| | OTHER FINANCING SOURCES (USES): | | | |
| <u>0.00</u> | OPERATING TRANSFERS OUT | <u>0.00</u> | <u>0.00</u> | <u>0.00</u> |
| 189,850.82 | EXCESS (DEFICIT) OF REVENUES AND OPERATING TRANSFERS OVER EXPENDITURES | 35,383.14 | 35,747.44 | 82,728.85 |
| | FUND BALANCES: | | | |
| <u>14,033,181.48</u> | BEGINNING OF PERIOD | <u>5,726,183.61</u> | <u>290,589.68</u> | <u>6,148,655.46</u> |
| <u>\$14,223,032.30</u> | END OF PERIOD | <u>\$5,761,566.75</u> | <u>\$326,337.12</u> | <u>\$6,231,384.31</u> |

| <u>COURT RECORD PRESERVATION</u> | <u>DISTRICT COURT RECORDS TECHNOLOGY (ARCHIVE)</u> |
|--|--|
| \$58,778.91 | \$45,632.21 |
| 491.53 | 419.56 |
| <u>0.00</u> | <u>0.00</u> |
| 59,270.44 | 46,051.77 |
| | |
| 0.00 | 0.00 |
| 38,201.40 | 30,512.44 |
| <u>616.98</u> | <u>0.00</u> |
| <u>38,818.38</u> | <u>30,512.44</u> |
| | |
| 20,452.06 | 15,539.33 |
| | |
| <u>0.00</u> | <u>0.00</u> |
| | |
| 20,452.06 | 15,539.33 |
| | |
| <u>1,001,786.70</u> | <u>865,966.03</u> |
| <u>\$1,022,238.76</u> | <u>\$881,505.36</u> |



**TARRANT COUNTY, TEXAS
COURT DESIGNATED FUNDS
FUND DESCRIPTION**

FUND 221 - COURTHOUSE SECURITY FUND

This fund was established, pursuant to State statutes, to account for the collection of Courthouse security fees assessed in court cases. Revenue is subsequently transferred to the general fund where expenditures for Courthouse security are recorded.

FUND 224 – JUVENILE DELINQUENCY PREVENTION FUND

This fund was established, pursuant to State statutes, to account for the collection of a fee related to graffiti court cases. The revenues in this fund are to be used to repair damages, provide educational and intervention programs, and provide rewards to the public for aiding in the apprehension and prosecution of offenders who commit graffiti offenses.

FUND 225 - ALTERNATIVE DISPUTE RESOLUTION SYSTEM (ADRS)

This fund was established, pursuant to State statutes, to account for an alternative dispute resolution system for the peaceable and expeditious resolution of citizen disputes.

FUND 226 – PROBATE CONTRIBUTIONS FUND

This fund was established, pursuant to State statutes, to account for the collection of a fee under Section 51.704. The revenues in this fund are to be used for court-related purposes for the support of the statutory probate courts.

FUND 243 - APPELLATE JUDICIAL SYSTEM FUND

This fund was established, pursuant to State statutes, to account for the collection and expenditure of monies collected in civil cases to provide for a portion of the operational costs of the Court of Appeals.

FUND 227 – JUSTICE COURT TECHNOLOGY FUND

This fund was established, pursuant to State statutes, to account for the collection and expenditure of monies to provide for technology in the justice of the peace courts.

FUND 228 – JUSTICE COURT BUILDING SECURITY FUND

This fund was established, pursuant to State statutes, to account for the collection and expenditure of monies to provide for security in the justice court buildings.

FUND 229 – CHILD ABUSE PREVENTION FUND

This fund was established, pursuant to State statutes, to account for the collection and expenditure of monies to provide for child abuse prevention programs.

FUND 230 – FAMILY PROTECTION FUND

This fund was established, pursuant to State statutes, to account for the collection and expenditure of monies to provide for family protection services.

FUND 231 – GUARDIANSHIP FUND

This fund was established, pursuant to State statutes, to account for the collection and expenditure of monies to provide compensation of a guardian ad litem, an attorney ad litem, and/or fund local guardianship programs for indigent incapacitated persons.

FUND 232 – DRUG AND ALCOHOL COURT FUND

This fund was established, pursuant to State statutes, to account for the collection and expenditure of monies to provide for drug and alcohol court program.

FUND 233 – COUNTY AND DISTRICT COURT TECHNOLOGY FUND

This fund was established, pursuant to State statutes, to account for the collection and expenditure of monies to provide for county and district court technology.

TARRANT COUNTY, TEXAS
COMBINING BALANCE SHEET
COURT DESIGNATED FUNDS
AS OF 11/30/2015


| <u>COMBINED TOTAL</u> | | <u>COURTHOUSE SECURITY</u> | <u>JUVENILE DELINQUENCY PREVENTION</u> | <u>ADRS</u> | <u>PROBATE CONTRIBUTION FUND</u> | <u>APPELLATE JUDICIAL SYSTEM</u> |
|-------------------------------------|---|--------------------------------|--|---------------------|--|--|
| ASSETS | | | | | | |
| \$2,390,827.07 | CASH AND INVESTMENTS | \$3.24 | \$2,249.13 | \$769,658.98 | \$183,245.96 | \$28,952.53 |
| <u>1,974.81</u> | OTHER RECEIVABLES | <u>0.00</u> | <u>0.00</u> | <u>864.00</u> | <u>0.00</u> | <u>343.00</u> |
| <u>\$2,392,801.88</u> | TOTAL ASSETS | <u>\$3.24</u> | <u>\$2,249.13</u> | <u>\$770,522.98</u> | <u>\$183,245.96</u> | <u>\$29,295.53</u> |
| LIABILITIES AND FUND BALANCE | | | | | | |
| LIABILITIES: | | | | | | |
| \$9.94 | ACCOUNTS PAYABLE | \$3.24 | \$0.00 | \$0.00 | \$0.00 | \$0.00 |
| <u>4,916.78</u> | OTHER LIABILITIES | <u>0.00</u> | <u>0.00</u> | <u>0.00</u> | <u>1,729.41</u> | <u>1,815.99</u> |
| 4,926.72 | TOTAL LIABILITIES | 3.24 | 0.00 | 0.00 | 1,729.41 | 1,815.99 |
| FUND BALANCE : | | | | | | |
| <u>2,387,875.16</u> | FUND BALANCES | <u>0.00</u> | <u>2,249.13</u> | <u>770,522.98</u> | <u>181,516.55</u> | <u>27,479.54</u> |
| <u>\$2,392,801.88</u> | TOTAL LIABILITIES AND FUND BALANCE | <u>\$3.24</u> | <u>\$2,249.13</u> | <u>\$770,522.98</u> | <u>\$183,245.96</u> | <u>\$29,295.53</u> |

| <u>JUSTICE COURT TECHNOLOGY FUND</u> | <u>JUSTICE COURT BLDG SECURITY FUND</u> | <u>CHILD ABUSE PREVENTION FUND</u> | <u>FAMILY PROTECTION FUND</u> | <u>GUARDIANSHIP FUND</u> | <u>DRUG & ALCOHOL COURT</u> | <u>COUNTY AND DISTRICT COURT TECHNOLOGY FUND</u> |
|--|---|--|---------------------------------------|------------------------------|---|--|
| \$108,849.08 | \$0.00 | \$44,556.54 | \$254,363.13 | \$37,336.58 | \$787,936.74 | \$173,675.16 |
| 0.00 | 0.00 | 29.49 | 388.00 | 0.00 | 264.50 | 85.82 |
| <u>\$108,849.08</u> | <u>\$0.00</u> | <u>\$44,586.03</u> | <u>\$254,751.13</u> | <u>\$37,336.58</u> | <u>\$788,201.24</u> | <u>\$173,760.98</u> |
| \$0.00 | \$0.00 | \$0.00 | \$0.00 | \$0.00 | \$2.38 | \$4.32 |
| 0.00 | 0.00 | 0.00 | 0.00 | 0.00 | 1,371.38 | 0.00 |
| 0.00 | 0.00 | 0.00 | 0.00 | 0.00 | 1,373.76 | 4.32 |
| <u>108,849.08</u> | <u>0.00</u> | <u>44,586.03</u> | <u>254,751.13</u> | <u>37,336.58</u> | <u>786,827.48</u> | <u>173,756.66</u> |
| <u>\$108,849.08</u> | <u>\$0.00</u> | <u>\$44,586.03</u> | <u>\$254,751.13</u> | <u>\$37,336.58</u> | <u>\$788,201.24</u> | <u>\$173,760.98</u> |

TARRANT COUNTY, TEXAS
COMBINING STATEMENT OF REVENUES AND EXPENDITURES
AND CHANGES IN FUND BALANCE
COURT DESIGNATED FUNDS
FOR THE TWO (2) MONTHS ENDED 11/30/2015

| COMBINED TOTAL | | COURTHOUSE SECURITY | JUVENILE DELINQUENCY PREVENTION | ADRS | PROBATE CONTRIBUTION FUND | APPELLATE JUDICIAL SYSTEM |
|-----------------------|---|------------------------|---------------------------------------|---------------------|---------------------------------|---------------------------------|
| | REVENUES: | | | | | |
| \$242,705.13 | FEES OF OFFICE | \$85,091.52 | \$0.00 | \$61,861.50 | \$0.00 | \$24,136.00 |
| 0.00 | INTERGOVERNMENTAL | 0.00 | 0.00 | 0.00 | 0.00 | 0.00 |
| 1,133.20 | INVESTMENT INCOME | 0.00 | 1.08 | 365.90 | 81.34 | 14.60 |
| <u>243,838.33</u> | TOTAL REVENUES | <u>85,091.52</u> | <u>1.08</u> | <u>62,227.40</u> | <u>81.34</u> | <u>24,150.60</u> |
| | EXPENDITURES: | | | | | |
| | CURRENT: | | | | | |
| 34,103.50 | GENERAL GOVERNMENT | 0.00 | 0.00 | 34,103.50 | 0.00 | 0.00 |
| 67,778.01 | JUDICIAL | 0.00 | 0.00 | 0.00 | 15,176.13 | 21,646.17 |
| 11,137.83 | CAPITAL/CONSTRUCTION | 0.00 | 0.00 | 0.00 | 0.00 | 0.00 |
| <u>113,019.34</u> | TOTAL EXPENDITURES | <u>0.00</u> | <u>0.00</u> | <u>34,103.50</u> | <u>15,176.13</u> | <u>21,646.17</u> |
| 130,818.99 | EXCESS (DEFICIT) OF REVENUES OVER EXPENDITURES | 85,091.52 | 1.08 | 28,123.90 | (15,094.79) | 2,504.43 |
| | OTHER FINANCING SOURCES (USES): | | | | | |
| <u>(86,094.60)</u> | OPERATING TRANSFERS OUT | <u>(85,091.52)</u> | <u>0.00</u> | <u>0.00</u> | <u>0.00</u> | <u>0.00</u> |
| 44,724.39 | EXCESS (DEFICIT) OF REVENUES AND OPERATING TRANSFERS OVER EXPENDITURES | 0.00 | 1.08 | 28,123.90 | (15,094.79) | 2,504.43 |
| | FUND BALANCES: | | | | | |
| <u>2,343,150.77</u> | BEGINNING OF PERIOD | <u>0.00</u> | <u>2,248.05</u> | <u>742,399.08</u> | <u>196,611.34</u> | <u>24,975.11</u> |
| <u>\$2,387,875.16</u> | END OF PERIOD | <u>\$0.00</u> | <u>\$2,249.13</u> | <u>\$770,522.98</u> | <u>\$181,516.55</u> | <u>\$27,479.54</u> |

| JUSTICE COURT TECHNOLOGY FUND | JUSTICE COURT BUILDING SECURITY | CHILD ABUSE PREVENTION FUND | FAMILY PROTECTION FUND | GUARDIANSHIP FUND | DRUG & ALCOHOL COURT | COUNTY AND DISTRICT COURT TECHNOLOGY FUND |
|-------------------------------------|---------------------------------------|-----------------------------------|------------------------------|----------------------|----------------------------|--|
| \$4,020.16 | \$1,003.08 | \$1,453.44 | \$18,479.00 | \$12,120.00 | \$29,329.47 | \$5,210.96 |
| 0.00 | 0.00 | 0.00 | 0.00 | 0.00 | 0.00 | 0.00 |
| 52.38 | 0.00 | 20.97 | 123.24 | 14.92 | 377.30 | 81.47 |
| 4,072.54 | 1,003.08 | 1,474.41 | 18,602.24 | 12,134.92 | 29,706.77 | 5,292.43 |
| 0.00 | 0.00 | 0.00 | 0.00 | 0.00 | 0.00 | 0.00 |
| 0.00 | 0.00 | 0.00 | 16,370.09 | 0.00 | 14,585.62 | 0.00 |
| 11,137.83 | 0.00 | 0.00 | 0.00 | 0.00 | 0.00 | 0.00 |
| 11,137.83 | 0.00 | 0.00 | 16,370.09 | 0.00 | 14,585.62 | 0.00 |
| (7,065.29) | 1,003.08 | 1,474.41 | 2,232.15 | 12,134.92 | 15,121.15 | 5,292.43 |
| 0.00 | (1,003.08) | 0.00 | 0.00 | 0.00 | 0.00 | 0.00 |
| (7,065.29) | 0.00 | 1,474.41 | 2,232.15 | 12,134.92 | 15,121.15 | 5,292.43 |
| 115,914.37 | 0.00 | 43,111.62 | 252,518.98 | 25,201.66 | 771,706.33 | 168,464.23 |
| <u>\$108,849.08</u> | <u>\$0.00</u> | <u>\$44,586.03</u> | <u>\$254,751.13</u> | <u>\$37,336.58</u> | <u>\$786,827.48</u> | <u>\$173,756.66</u> |



**TARRANT COUNTY, TEXAS
ENTERPRISE FUNDS
FUND DESCRIPTIONS**

FUND 511 – RESOURCE CONNECTION

This fund was established to account for activities of the Resource Connection.

FUND 512 – OIL & GAS ROYALTY FUND


This fund was established to account for proceeds from the lease of County mineral rights on the Resource Connection campus.

TARRANT COUNTY, TEXAS
COMBINING BALANCE SHEET
ENTERPRISE FUNDS
AS OF 11/30/2015

| <u>COMBINED TOTAL</u> | | <u>RESOURCE CONNECTION</u> | | <u>OIL & GAS ROYALTY</u> |
|-----------------------------------|----------------------------------|--------------------------------|--|----------------------------------|
| ASSETS | | | | |
| \$1,894,266.82 | CASH AND INVESTMENTS | \$1,018,950.13 | | \$875,316.69 |
| 21,197.81 | OTHER RECEIVABLES (NET) | 21,197.81 | | 0.00 |
| 5,370.64 | PREPAID EXPENSES & INVENTORY | 5,370.64 | | 0.00 |
| 4,247,705.81 | FIXED ASSETS (NET) | 3,290,748.55 | | 956,957.26 |
| \$6,168,541.08 | TOTAL ASSETS | \$4,336,267.13 | | \$1,832,273.95 |
| LIABILITIES AND NET ASSETS | | | | |
| LIABILITIES: | | | | |
| \$44,791.80 | ACCOUNTS PAYABLE | \$44,791.80 | | \$0.00 |
| 21,637.01 | OTHER LIABILITIES | 21,637.01 | | 0.00 |
| 83,628.37 | UNEARNED REVENUE | 83,628.37 | | 0.00 |
| 162,163.45 | COMPENSATED ABSENCES | 162,163.45 | | 0.00 |
| 312,220.63 | TOTAL LIABILITIES | 312,220.63 | | 0.00 |
| NET ASSETS: | | | | |
| 5,856,320.45 | NET ASSETS | 4,024,046.50 | | 1,832,273.95 |
| 5,856,320.45 | TOTAL NET ASSETS | 4,024,046.50 | | 1,832,273.95 |
| \$6,168,541.08 | TOTAL LIABILITIES AND NET ASSETS | \$4,336,267.13 | | \$1,832,273.95 |

TARRANT COUNTY, TEXAS
COMBINING STATEMENT OF REVENUES, EXPENSES
AND CHANGES IN FUND NET ASSETS
ENTERPRISE FUNDS
FOR THE TWO (2) MONTHS ENDED 11/30/2015

| <u>COMBINED TOTAL</u> | | <u>RESOURCE CONNECTION</u> | <u>OIL & GAS ROYALTY</u> |
|------------------------------|---|--------------------------------|----------------------------------|
| | OPERATING REVENUES: | | |
| \$519,342.42 | BUILDING RENTALS | \$519,342.42 | \$0.00 |
| <u>28,606.88</u> | OTHER REVENUES | <u>3,896.20</u> | <u>24,710.68</u> |
| 547,949.30 | TOTAL OPERATING REVENUES | 523,238.62 | 24,710.68 |
| | OPERATING EXPENSES: | | |
| 194,799.04 | PERSONNEL | 194,799.04 | 0.00 |
| 205,468.46 | BUILDING AND EQUIPMENT | 205,468.46 | 0.00 |
| 53,924.51 | DEPRECIATION AND AMORTIZATION | 39,713.60 | 14,210.91 |
| 0.00 | INSURANCE PREMIUMS | 0.00 | 0.00 |
| <u>6,029.10</u> | OTHER EXPENSES | <u>6,029.10</u> | <u>0.00</u> |
| <u>460,221.11</u> | TOTAL OPERATING EXPENSES | <u>446,010.20</u> | <u>14,210.91</u> |
| 87,728.19 | OPERATING INCOME (LOSS) | 77,228.42 | 10,499.77 |
| | NON-OPERATING REVENUE (EXPENSE): | | |
| <u>883.21</u> | INTEREST INCOME | <u>470.75</u> | <u>412.46</u> |
| 88,611.40 | NET INCOME (LOSS) BEFORE TRANSFERS | 77,699.17 | 10,912.23 |
| | OPERATING TRANSFERS: | | |
| 0.00 | OPERATING TRANSFERS IN | 0.00 | 0.00 |
| <u>0.00</u> | OPERATING TRANSFERS OUT | <u>0.00</u> | <u>0.00</u> |
| 88,611.40 | NET INCOME (LOSS) | 77,699.17 | 10,912.23 |
| | NET ASSETS: | | |
| <u>5,767,709.05</u> | BEGINNING OF PERIOD | <u>3,946,347.33</u> | <u>1,821,361.72</u> |
| <u><u>\$5,856,320.45</u></u> | END OF PERIOD | <u><u>\$4,024,046.50</u></u> | <u><u>\$1,832,273.95</u></u> |



**TARRANT COUNTY, TEXAS
INTERNAL SERVICE FUNDS
FUND DESCRIPTIONS**

FUND 615 - SELF INSURANCE FUND

This fund was established to account for expenditures of bond proceeds received in fiscal year 1998 for the county self insured general liability claims.

FUND 619 - WORKERS COMPENSATION

This fund was established to account for workers compensation claims. Prior to the establishment of fund 615, this fund was used for general liability and automobile/property damage claims.

FUND 621 - COUNTY CLERK PROFESSIONAL LIABILITY FUND

This fund was established to account for the County Clerk's errors and omissions self insurance.

FUND 622 - DISTRICT CLERK PROFESSIONAL LIABILITY FUND

This fund was established to account for the District Clerk's errors and omissions self insurance.

FUND 651 - EMPLOYEE BENEFITS FUND

This fund was established to account for Tarrant County employee benefits.

TARRANT COUNTY, TEXAS
COMBINING BALANCE SHEET
INTERNAL SERVICE FUNDS
AS OF 11/30/2015

| <u>COMBINED TOTAL</u> | | <u>SELF INSURANCE</u> | <u>WORKERS COMPENSATION</u> | <u>COUNTY CLERK PROFESSIONAL LIABILITY</u> |
|-----------------------------------|---|-----------------------|---------------------------------|--|
| ASSETS | | | | |
| \$21,792,480.26 | CASH AND INVESTMENTS | \$1,121,379.82 | \$2,208,977.58 | \$678,302.40 |
| 1,034,841.42 | OTHER RECEIVABLES | 6,049.52 | 0.00 | 0.00 |
| 161,000.00 | PREPAID EXPENSES AND INVENTORY | 0.00 | 0.00 | 0.00 |
| <u>\$22,988,321.68</u> | TOTAL ASSETS | <u>\$1,127,429.34</u> | <u>\$2,208,977.58</u> | <u>\$678,302.40</u> |
| LIABILITIES AND NET ASSETS | | | | |
| LIABILITIES: | | | | |
| \$871,386.54 | ACCOUNTS PAYABLE | \$24,377.18 | \$463.50 | \$0.00 |
| 12,564,320.34 | OTHER LIABILITIES | 695,111.57 | 8,253,037.00 | 0.00 |
| 47,529.37 | UNEARNED REVENUE | 0.00 | 0.00 | 0.00 |
| <u>13,483,236.25</u> | TOTAL LIABILITIES | <u>719,488.75</u> | <u>8,253,500.50</u> | <u>0.00</u> |
| NET ASSETS: | | | | |
| <u>9,505,085.43</u> | NET ASSETS | <u>407,940.59</u> | <u>(6,044,522.92)</u> | <u>678,302.40</u> |
| <u>9,505,085.43</u> | TOTAL NET ASSETS | <u>407,940.59</u> | <u>(6,044,522.92)</u> | <u>678,302.40</u> |
| <u>\$22,988,321.68</u> | TOTAL LIABILITIES AND NET ASSETS | <u>\$1,127,429.34</u> | <u>\$2,208,977.58</u> | <u>\$678,302.40</u> |

| <u>DISTRICT CLERK PROFESSIONAL LIABILITY</u> | <u>EMPLOYEE BENEFITS</u> |
|--|------------------------------|
| \$664,469.67 | \$17,119,350.79 |
| 0.00 | 1,028,791.90 |
| 0.00 | 161,000.00 |
| <u>\$664,469.67</u> | <u>\$18,309,142.69</u> |

| | |
|-------------|---------------------|
| \$0.00 | \$846,545.86 |
| 0.00 | 3,616,171.77 |
| 0.00 | 47,529.37 |
| <u>0.00</u> | <u>4,510,247.00</u> |

| | |
|---------------------|------------------------|
| <u>664,469.67</u> | <u>13,798,895.69</u> |
| <u>664,469.67</u> | <u>13,798,895.69</u> |
| <u>\$664,469.67</u> | <u>\$18,309,142.69</u> |

TARRANT COUNTY, TEXAS
COMBINING STATEMENT OF REVENUES, EXPENSES
AND CHANGES IN FUND NET ASSETS
INTERNAL SERVICE FUNDS
FOR THE TWO (2) MONTHS ENDED 11/30/2015

| <u>COMBINED TOTAL</u> | | <u>SELF INSURANCE</u> | <u>WORKERS COMPENSATION</u> | <u>COUNTY CLERK PROFESSIONAL LIABILITY</u> |
|---------------------------|---|-----------------------|---------------------------------|--|
| | OPERATING REVENUES: | | | |
| \$3,210,609.78 | USER FEES | \$0.00 | \$0.00 | \$5.00 |
| 8,570,018.89 | COUNTY CONTRIBUTIONS | 0.00 | 478,780.03 | 0.00 |
| 8,379.01 | OTHER REVENUES | 0.00 | 3,179.02 | 0.00 |
| 11,789,007.68 | TOTAL OPERATING REVENUES | 0.00 | 481,959.05 | 5.00 |
| | OPERATING EXPENSES: | | | |
| 40,500.54 | BUILDING AND EQUIPMENT | 40,280.95 | 0.00 | 0.00 |
| 12,106,659.40 | SELF INSURANCE CLAIMS | 40,000.00 | 451,240.23 | 0.00 |
| 1,062,576.44 | INSURANCE PREMIUMS | 0.00 | 0.00 | 0.00 |
| 517,952.80 | ADMINISTRATION | 0.00 | 0.00 | 0.00 |
| 104,926.14 | OTHER EXPENSES | 537.50 | 3,348.64 | 0.00 |
| 13,832,615.32 | TOTAL OPERATING EXPENSES | 80,818.45 | 454,588.87 | 0.00 |
| (2,043,607.64) | OPERATING INCOME (LOSS) | (80,818.45) | 27,370.18 | 5.00 |
| | NON-OPERATING REVENUE (EXPENSE): | | | |
| 10,912.81 | INTEREST INCOME | 539.17 | 962.62 | 324.15 |
| (2,032,694.83) | NET INCOME (LOSS) BEFORE TRANSFERS | (80,279.28) | 28,332.80 | 329.15 |
| | OPERATING TRANSFERS: | | | |
| 0.00 | OPERATING TRANSFERS IN | 0.00 | 0.00 | 0.00 |
| 0.00 | OPERATING TRANSFERS OUT | 0.00 | 0.00 | 0.00 |
| (2,032,694.83) | NET INCOME (LOSS) | (80,279.28) | 28,332.80 | 329.15 |
| | NET ASSETS: | | | |
| 11,537,780.26 | BEGINNING OF PERIOD | 488,219.87 | (6,072,855.72) | 677,973.25 |
| \$9,505,085.43 | END OF PERIOD | \$407,940.59 | (\$6,044,522.92) | \$678,302.40 |

| <u>DISTRICT CLERK PROFESSIONAL LIABILITY</u> | <u>EMPLOYEE BENEFITS</u> |
|--|------------------------------|
| \$35.00 | \$3,210,569.78 |
| 0.00 | 8,091,238.86 |
| <u>0.00</u> | <u>5,199.99</u> |
| 35.00 | 11,307,008.63 |
| | |
| 0.00 | 219.59 |
| 0.00 | 11,615,419.17 |
| 0.00 | 1,062,576.44 |
| 0.00 | 517,952.80 |
| <u>0.00</u> | <u>101,040.00</u> |
| <u>0.00</u> | <u>13,297,208.00</u> |
| 35.00 | (1,990,199.37) |
| | |
| <u>317.54</u> | <u>8,769.33</u> |
| 352.54 | (1,981,430.04) |
| | |
| 0.00 | 0.00 |
| <u>0.00</u> | <u>0.00</u> |
| 352.54 | (1,981,430.04) |
| | |
| <u>664,117.13</u> | <u>15,780,325.73</u> |
| <u>\$664,469.67</u> | <u>\$13,798,895.69</u> |



TARRANT COUNTY
BUDGETARY INFORMATION



TARRANT COUNTY, TEXAS
SUMMARY BUDGET VERSUS ACTUAL (BUDGET BASIS) REVENUE AND EXPENDITURES
FOR THE TWO (2) MONTHS ENDED 11/30/2015
TAX SUPPORTED FUNDS

| | CURRENT MONTH ACTUAL | YTD ACTUAL | BUDGET | PERCENT | LAST YEAR PERCENT |
|--------------------------------------|-------------------------|----------------------|----------------------|---------------|----------------------|
| <u>GENERAL FUND</u> | | | | | |
| REVENUES: | | | | | |
| Taxes | \$14,811,554 | \$22,998,541 | \$325,118,330 | 7.07% | 8.81% |
| Licenses | 142,453 | 181,681 | 1,010,400 | 17.98% | 18.72% |
| Fees of Office | 2,564,476 | 4,822,372 | 53,221,800 | 9.06% | 8.92% |
| Intergovernmental | 383,156 | 2,765,442 | 20,397,264 | 13.56% | 17.27% |
| Investment Income | 17,392 | 39,764 | 1,294,830 | 3.07% | 3.28% |
| Other Revenues | 954,439 | 2,183,021 | 12,157,150 | 17.96% | 17.55% |
| Transfers | 47,690 | 102,657 | 600,000 | 17.11% | 16.31% |
| Contingent | | | 5,000,000 | | |
| Cash Carryforward | | 75,540,394 | 71,065,114 | | |
| | <u>\$18,921,160</u> | <u>\$108,633,872</u> | <u>\$489,864,888</u> | <u>22.18%</u> | <u>23.47%</u> |
| EXPENDITURES: | | | | | |
| Personnel | \$23,343,107 | \$47,169,944 | \$306,577,276 | 15.39% | 15.16% |
| Other | 6,121,628 | 31,979,698 | 91,503,471 | 34.95% | 31.16% |
| Transfers | 2,966,581 | 5,939,222 | 35,931,889 | 16.53% | 16.96% |
| Grant Match and Subsidy | 17,281 | 17,337 | 4,274,354 | 0.41% | 0.40% |
| Undesignated | | | 7,591,670 | | |
| Contingent | | | 5,000,000 | | |
| Reserves | | | 38,986,228 | | |
| | <u>\$32,448,596</u> | <u>\$85,106,201</u> | <u>\$489,864,888</u> | <u>17.37%</u> | <u>16.52%</u> |
| <u>ROAD & BRIDGE FUND</u> | | | | | |
| REVENUES: | | | | | |
| Taxes | \$118 | \$118 | \$0 | OVER 100% | OVER 100% |
| Fees of Office | \$1,483,520 | \$1,991,390 | \$16,965,000 | 11.74% | 11.62% |
| Intergovernmental | 0 | 30,450 | 30,000 | OVER 100% | 98.55% |
| Investment Income | 3,491 | 6,853 | 36,000 | 19.04% | 22.39% |
| Other Revenues | 455 | 77,725 | 62,000 | OVER 100% | 17.60% |
| Transfers | 402,255 | 804,509 | 4,827,056 | 16.67% | 16.67% |
| Cash Carryforward | | 13,028,714 | 11,541,503 | | |
| | <u>\$1,889,839</u> | <u>\$15,939,759</u> | <u>\$33,461,559</u> | <u>47.64%</u> | <u>51.88%</u> |
| EXPENDITURES: | | | | | |
| Personnel | \$1,402,193 | \$2,842,459 | \$19,196,031 | 14.81% | 15.32% |
| Other | 502,225 | 2,627,051 | 13,155,297 | 19.97% | 21.63% |
| Grant Match and Subsidy | 17,517 | 17,517 | 500,000 | 3.50% | 9.53% |
| Undesignated | | | 610,231 | | |
| | <u>\$1,921,934</u> | <u>\$5,487,027</u> | <u>\$33,461,559</u> | <u>16.40%</u> | <u>16.30%</u> |
| <u>DEBT SERVICE FUND</u> | | | | | |
| REVENUES: | | | | | |
| Taxes | \$1,667,777 | \$2,587,172 | \$37,369,483 | 6.92% | 8.69% |
| Investment Income | 591 | 917 | 31,689 | 2.89% | 3.87% |
| Cash Carryforward | | 1,043,723 | 905,807 | | |
| | <u>\$1,668,368</u> | <u>\$3,631,812</u> | <u>\$38,306,979</u> | <u>9.48%</u> | <u>11.59%</u> |
| EXPENDITURES: | | | | | |
| Principle | \$0 | \$0 | \$22,990,000 | 0.00% | 0.00% |
| Interest | 0 | 0 | 14,309,979 | 0.00% | 0.00% |
| Other Expenditures | 750 | 1,250 | 7,000 | 17.86% | 7.14% |
| Reserves | | | 1,000,000 | | |
| | <u>\$750</u> | <u>\$1,250</u> | <u>\$38,306,979</u> | <u>0.00%</u> | <u>0.00%</u> |

**TARRANT COUNTY, TEXAS
GENERAL FUND FEES OF OFFICE ANALYSIS
FOR THE TWO (2) MONTHS ENDED 11/30/2015
(BUDGET BASIS)**

| <u>FEE OFFICE</u> | <u>ACTUAL REVENUE</u> | <u>ANNUAL BUDGET</u> | <u>PERCENT COLLECTED</u> | <u>LAST YEAR PERCENT</u> |
|--------------------------------------|---------------------------|----------------------------|--------------------------|--------------------------|
| Tax Assessor/Collector | \$861,808 | \$29,595,600 | 2.91% | 3.10% |
| County Clerk | 1,550,754 | 8,982,000 | 17.27% | 17.07% |
| Sheriff | 90,310 | 710,500 | 12.71% | 13.80% |
| Constable 1 | 125,925 | 715,000 | 17.61% | 16.69% |
| Constable 2 | 103,567 | 652,000 | 15.88% | 17.38% |
| Constable 3 | 119,339 | 750,000 | 15.91% | 16.49% |
| Constable 4 | 91,506 | 492,000 | 18.60% | 15.50% |
| Constable 5 | 48,751 | 270,000 | 18.06% | 14.39% |
| Constable 6 | 87,938 | 440,000 | 19.99% | 17.03% |
| Constable 7 | 114,871 | 700,000 | 16.41% | 16.93% |
| Constable 8 | 129,687 | 710,000 | 18.27% | 15.32% |
| District Clerk | 789,128 | 4,425,000 | 17.83% | 15.02% |
| Domestic Relations | 101,323 | 1,468,200 | 6.90% | 7.35% |
| District Attorney | 22,126 | 137,000 | 16.15% | 13.97% |
| Justice of Peace 1 | 23,788 | 140,000 | 16.99% | 17.98% |
| Justice of Peace 2 | 27,781 | 167,000 | 16.64% | 16.47% |
| Justice of Peace 3 | 22,847 | 125,000 | 18.28% | 18.05% |
| Justice of Peace 4 | 25,753 | 150,000 | 17.17% | 15.87% |
| Justice of Peace 5 | 13,303 | 75,000 | 17.74% | 24.19% |
| Justice of Peace 6 | 29,444 | 155,000 | 19.00% | 22.56% |
| Justice of Peace 7 | 29,385 | 190,000 | 15.47% | 16.43% |
| Justice of Peace 8 | 23,172 | 125,000 | 18.54% | 17.18% |
| County Courts | 3,294 | 18,000 | 18.30% | 17.92% |
| Elections | 256 | 1,500 | 17.04% | 1.34% |
| Medical Examiner | 341,305 | 1,750,000 | 19.50% | 16.58% |
| Other | <u>45,012</u> | <u>278,000</u> | <u>16.19%</u> | <u>16.63%</u> |
| TOTAL | <u><u>\$4,822,372</u></u> | <u><u>\$53,221,800</u></u> | <u>9.06%</u> | <u>8.92%</u> |
| RATABLE COLLECTION PERCENTAGE | | | <u><u>16.67%</u></u> | |

**TARRANT COUNTY, TEXAS
BUDGET REPORT
FOR THE TWO (2) MONTHS ENDED 11/30/2015**

| GENERAL FUND | CURRENT MONTH EXPENDITURES | ENCUMBRANCES AND COMMITMENTS | TOTAL EXPENDITURES & COMMITMENTS | TOTAL BUDGET | UNEXPENDED BUDGET | % BUDGET USED |
|-------------------------------|---|---|---|-------------------------|------------------------------|------------------------------|
| County Judge | 78,691.03 | 1,081.91 | 168,247.60 | 1,031,421.00 | 863,173.40 | 16.31% |
| County Administrator | 144,214.29 | 61,963.40 | 354,789.94 | 2,227,810.00 | 1,873,020.06 | 15.93% |
| Non-Departmental | 4,022,733.31 | 2,071,410.03 | 10,152,474.12 | 50,070,175.00 | 39,917,700.88 | 20.28% |
| Auditor | 519,223.14 | 2,452.91 | 1,049,883.04 | 6,742,895.00 | 5,693,011.96 | 15.57% |
| Budget/Risk Management | 58,290.86 | - | 116,153.85 | 765,162.00 | 649,008.15 | 15.18% |
| Tax Assessor / Collector | 1,166,415.72 | 319,447.35 | 2,583,248.51 | 14,684,849.00 | 12,101,600.49 | 17.59% |
| Elections Administration | 520,240.49 | 34,281.54 | 835,793.79 | 6,108,449.00 | 5,272,655.21 | 13.68% |
| Information Technology | 3,047,005.09 | 3,903,289.74 | 8,834,539.00 | 38,083,517.00 | 29,248,978.00 | 23.20% |
| Human Resources | 225,709.54 | 16,003.83 | 462,784.72 | 3,075,888.00 | 2,613,103.28 | 15.05% |
| Purchasing | 168,042.92 | 586.74 | 334,239.04 | 2,243,727.00 | 1,909,487.96 | 14.90% |
| Facilities | 303,578.51 | 339,459.43 | 948,193.51 | 4,275,370.00 | 3,327,176.49 | 22.18% |
| Sheriff | 3,167,371.49 | 750,107.71 | 7,236,935.81 | 42,568,584.00 | 35,331,648.19 | 17.00% |
| Sheriff - Confinement | 5,510,377.49 | 4,255,837.77 | 15,331,942.58 | 76,645,128.00 | 61,313,185.42 | 20.00% |
| Constable Precinct 1 | 95,915.57 | 617.20 | 197,629.35 | 1,237,470.00 | 1,039,840.65 | 15.97% |
| Constable Precinct 2 | 90,834.90 | 19,221.23 | 204,242.90 | 1,168,312.00 | 964,069.10 | 17.48% |
| Constable Precinct 3 | 106,479.84 | 17,454.85 | 235,142.43 | 1,358,486.00 | 1,123,343.57 | 17.31% |
| Constable Precinct 4 | 73,082.88 | 4,841.35 | 154,339.67 | 962,329.00 | 807,989.33 | 16.04% |
| Constable Precinct 5 | 64,732.89 | 6,764.24 | 137,406.17 | 824,204.00 | 686,797.83 | 16.67% |
| Constable Precinct 6 | 73,579.23 | 1,116.32 | 151,217.96 | 923,830.00 | 772,612.04 | 16.37% |
| Constable Precinct 7 | 92,731.34 | 3,948.04 | 188,796.45 | 1,176,923.00 | 988,126.55 | 16.04% |
| Constable Precinct 8 | 84,622.45 | 7,947.89 | 178,945.48 | 1,119,969.00 | 941,023.52 | 15.98% |
| Medical Examiner | 700,675.07 | 1,127,987.38 | 2,681,296.22 | 8,936,003.00 | 6,254,706.78 | 30.01% |
| Fire Marshal | 28,412.27 | 130.00 | 59,269.88 | 384,547.00 | 325,277.12 | 15.41% |
| Community Supervision | 5,027.96 | - | 16,133.68 | 123,250.00 | 107,116.32 | 13.09% |
| Juvenile Services | 1,291,917.73 | 1,586,482.80 | 4,172,145.08 | 17,436,930.00 | 13,264,784.92 | 23.93% |
| Pretrial Services | 94,757.68 | 587.97 | 197,701.64 | 1,305,229.00 | 1,107,527.36 | 15.15% |
| Buildings | 1,461,846.88 | 5,109,286.18 | 7,190,989.46 | 22,613,014.00 | 15,422,024.54 | 31.80% |
| 17TH District Court | 22,714.59 | - | 46,750.14 | 287,447.00 | 240,696.86 | 16.26% |
| 48TH District Court | 21,029.95 | - | 43,130.24 | 267,687.00 | 224,556.76 | 16.11% |
| 67TH District Court | 21,294.16 | - | 43,362.67 | 268,611.00 | 225,248.33 | 16.14% |
| 96TH District Court | 21,370.59 | - | 43,649.66 | 272,806.00 | 229,156.34 | 16.00% |
| 141ST District Court | 21,588.21 | - | 43,779.58 | 268,311.00 | 224,531.42 | 16.32% |
| 153RD District Court | 22,048.74 | - | 44,567.39 | 274,556.00 | 229,988.61 | 16.23% |
| 236TH District Court | 24,555.86 | 7.29 | 48,022.90 | 307,280.00 | 259,257.10 | 15.63% |
| 342ND District Court | 21,063.74 | - | 43,649.12 | 268,407.00 | 224,757.88 | 16.26% |
| 348TH District Court | 20,229.64 | - | 42,077.77 | 267,487.00 | 225,409.23 | 15.73% |
| 352ND District Court | 22,441.04 | - | 45,955.77 | 275,532.00 | 229,576.23 | 16.68% |
| Criminal District Court 1 | 156,184.34 | - | 223,153.36 | 1,208,475.00 | 985,321.64 | 18.47% |
| Criminal District Court 2 | 105,006.99 | - | 253,283.43 | 1,341,208.00 | 1,087,924.57 | 18.88% |
| Criminal District Court 3 | 113,376.37 | - | 205,280.29 | 1,324,663.00 | 1,119,382.71 | 15.50% |
| Criminal District Court 4 | 72,167.21 | - | 149,333.10 | 1,301,861.00 | 1,152,527.90 | 11.47% |
| 213TH District Court | 101,546.80 | 161.88 | 214,767.51 | 1,514,966.00 | 1,300,198.49 | 14.18% |
| 297TH District Court | 194,656.20 | - | 283,061.35 | 1,378,862.00 | 1,095,800.65 | 20.53% |
| 371ST District Court | 83,921.80 | - | 182,727.23 | 1,412,928.00 | 1,230,200.77 | 12.93% |
| 372ND District Court | 125,075.24 | - | 250,866.79 | 1,534,473.00 | 1,283,606.21 | 16.35% |
| 396TH District Court | 162,578.58 | 9.59 | 266,143.24 | 1,580,816.00 | 1,314,672.76 | 16.84% |
| 432ND District Court | 124,837.99 | - | 227,030.40 | 1,578,003.00 | 1,350,972.60 | 14.39% |
| Magistrate Court | 59,612.29 | 18.92 | 138,421.89 | 894,607.00 | 756,185.11 | 15.47% |
| 231ST District Court | 42,951.82 | - | 88,016.43 | 617,472.00 | 529,455.57 | 14.25% |
| 233RD District Court | 59,453.43 | 375.00 | 112,269.40 | 766,972.00 | 654,702.60 | 14.64% |
| 322ND District Court | 44,822.85 | - | 94,940.39 | 614,829.00 | 519,888.61 | 15.44% |
| 323RD District Court | 253,708.90 | 1,311.50 | 413,743.38 | 3,154,503.00 | 2,740,759.62 | 13.12% |
| 324TH District Court | 52,827.23 | 229.90 | 104,674.70 | 712,130.00 | 607,455.30 | 14.70% |
| 325TH District Court | 42,083.48 | - | 92,154.18 | 639,222.00 | 547,067.82 | 14.42% |
| 360TH District Court | 42,927.38 | - | 87,259.17 | 615,143.00 | 527,883.83 | 14.19% |
| Special Judges | 18,960.14 | - | 32,965.72 | 273,459.00 | 240,493.28 | 12.06% |
| Criminal Court Administration | 111,993.22 | 2,012.05 | 222,151.86 | 1,296,458.00 | 1,074,306.14 | 17.14% |
| Grand Jury | 13,893.73 | - | 28,382.70 | 174,067.00 | 145,684.30 | 16.31% |
| Criminal Attorney Appointment | 47,782.06 | 676.69 | 98,129.45 | 601,412.00 | 503,282.55 | 16.32% |
| Criminal Mental Health Court | 13,148.06 | - | 26,015.12 | 159,361.00 | 133,345.88 | 16.32% |
| County Court at Law #1 | 42,443.56 | - | 86,218.38 | 555,671.00 | 469,452.62 | 15.52% |
| County Court at Law #2 | 50,601.80 | - | 87,756.87 | 554,937.00 | 467,180.13 | 15.81% |
| County Court at Law #3 | 50,315.05 | - | 89,825.40 | 548,051.00 | 458,225.60 | 16.39% |
| County Criminal Court 1 | 69,336.81 | 71.00 | 140,445.30 | 917,873.00 | 777,427.70 | 15.30% |

**TARRANT COUNTY, TEXAS
BUDGET REPORT
FOR THE TWO (2) MONTHS ENDED 11/30/2015**

| | <u>CURRENT MONTH EXPENDITURES</u> | <u>ENCUMBRANCES AND COMMITMENTS</u> | <u>TOTAL EXPENDITURES & COMMITMENTS</u> | <u>TOTAL BUDGET</u> | <u>UNEXPENDED BUDGET</u> | <u>% BUDGET USED</u> |
|--|---|---|---|--------------------------|------------------------------|------------------------------|
| GENERAL FUND (cont'd) | | | | | | |
| County Criminal Court 2 | 65,524.97 | - | 142,180.49 | 823,666.00 | 681,485.51 | 17.26% |
| County Criminal Court 3 | 75,099.39 | - | 142,413.56 | 764,016.00 | 621,602.44 | 18.64% |
| County Criminal Court 4 | 64,623.15 | - | 125,490.65 | 829,407.00 | 703,916.35 | 15.13% |
| County Criminal Court 5 | 80,972.96 | 142.00 | 149,193.63 | 1,221,273.00 | 1,072,079.37 | 12.22% |
| County Criminal Court 6 | 62,140.01 | - | 116,862.08 | 726,933.00 | 610,070.92 | 16.08% |
| County Criminal Court 7 | 74,233.38 | - | 141,968.84 | 888,118.00 | 746,149.16 | 15.99% |
| County Criminal Court 8 | 54,447.47 | - | 107,182.24 | 755,716.00 | 648,533.76 | 14.18% |
| County Criminal Court 9 | 70,330.01 | - | 127,146.15 | 726,542.00 | 599,395.85 | 17.50% |
| County Criminal Court 10 | 70,117.85 | - | 128,826.42 | 774,892.00 | 646,065.58 | 16.63% |
| Probate Court 1 | 144,896.97 | 361.48 | 279,859.36 | 2,014,214.00 | 1,734,354.64 | 13.89% |
| Probate Court 2 | 142,304.20 | 1,288.33 | 282,066.64 | 2,097,678.00 | 1,815,611.36 | 13.45% |
| Justice of the Peace Pct 1 | 54,275.12 | - | 110,286.30 | 709,410.00 | 599,123.70 | 15.55% |
| Justice of the Peace Pct 2 | 51,668.57 | - | 108,868.37 | 694,731.00 | 585,862.63 | 15.67% |
| Justice of the Peace Pct 3 | 54,400.62 | 6.62 | 115,411.85 | 672,852.00 | 557,440.15 | 17.15% |
| Justice of the Peace Pct 4 | 58,990.66 | 66.00 | 115,534.12 | 722,703.00 | 607,168.88 | 15.99% |
| Justice of the Peace Pct 5 | 37,870.71 | 246.00 | 79,484.83 | 506,278.00 | 426,793.17 | 15.70% |
| Justice of the Peace Pct 6 | 51,645.38 | 1,085.00 | 106,218.59 | 660,951.00 | 554,732.41 | 16.07% |
| Justice of the Peace Pct 7 | 56,365.44 | 165.00 | 116,732.98 | 790,895.00 | 674,162.02 | 14.76% |
| Justice of the Peace Pct 8 | 50,085.23 | - | 102,992.72 | 671,016.00 | 568,023.28 | 15.35% |
| District Attorney | 2,875,335.99 | 172,483.16 | 5,868,628.46 | 38,339,962.00 | 32,471,333.54 | 15.31% |
| District Clerk | 790,257.03 | 36,955.17 | 1,652,646.95 | 10,086,872.00 | 8,434,225.05 | 16.38% |
| County Clerk | 693,559.90 | 143,798.63 | 1,568,717.54 | 9,991,965.00 | 8,423,247.46 | 15.70% |
| Domestic Relations | 563,039.31 | 8,693.40 | 1,156,330.18 | 7,357,403.00 | 6,201,072.82 | 15.72% |
| Jury Services | 122,374.10 | 209.85 | 414,463.39 | 1,892,025.00 | 1,477,561.61 | 21.91% |
| Courts / Judiciary | 30,788.50 | - | 212,351.75 | 2,410,206.00 | 2,197,854.25 | 8.81% |
| Human Services | 247,363.05 | 33.00 | 442,138.45 | 4,735,372.00 | 4,293,233.55 | 9.34% |
| Child Protective Services | 17,248.02 | 2,058,824.00 | 2,100,742.40 | 2,425,824.00 | 325,081.60 | 86.60% |
| Public Assistance | - | - | 58,577.25 | 351,763.00 | 293,185.75 | 16.65% |
| Texas AgriLife Extension | 60,534.92 | 2,891.39 | 119,238.89 | 753,013.00 | 633,774.11 | 15.83% |
| Veterans Services | 28,649.54 | 522.06 | 57,609.32 | 365,696.00 | 308,086.68 | 15.75% |
| Historical Commission | 11,112.51 | 337.25 | 20,255.22 | 127,227.00 | 106,971.78 | 15.92% |
| 10010-2016 General Fund - Cash Match | | | | | | |
| Sheriff | - | - | - | 65,312.00 | 65,312.00 | 0.00% |
| County Criminal Court 5 | - | - | - | 78,602.00 | 78,602.00 | 0.00% |
| District Attorney | 65.55 | - | 121.64 | 148,500.00 | 148,378.36 | 0.08% |
| 10020-2016 General Fund - Operating Subsidy | | | | | | |
| Sheriff | 17,215.54 | - | 17,215.54 | 65,163.00 | 47,947.46 | 26.42% |
| Juvenile Services | - | - | - | 3,916,777.00 | 3,916,777.00 | 0.00% |
| SUBTOTAL | <u>32,448,596.47</u> | <u>22,075,289.97</u> | <u>85,106,200.96</u> | <u>438,286,990.00</u> | <u>353,180,789.04</u> | <u>19.42%</u> |
| UNDESIGNATED | | | | 7,591,670.00 | 7,591,670.00 | |
| CONTINGENT | | | | 5,000,000.00 | 5,000,000.00 | |
| RESERVES | | | | 38,986,228.00 | 38,986,228.00 | |
| FUND TOTAL | <u>\$ 32,448,596.47</u> | <u>\$ 22,075,289.97</u> | <u>\$ 85,106,200.96</u> | <u>\$ 489,864,888.00</u> | <u>\$ 404,758,687.04</u> | <u>17.37%</u> |

TARRANT COUNTY, TEXAS
BUDGET REPORT
FOR THE TWO (2) MONTHS ENDED 11/30/2015

| | CURRENT MONTH EXPENDITURES | ENCUMBRANCES AND COMMITMENTS | TOTAL EXPENDITURES ENCUMBRANCES & COMMITMENTS | TOTAL BUDGET | UNEXPENDED BUDGET | % BUDGET USED |
|---|----------------------------------|------------------------------------|--|-------------------------|-------------------------|---------------------|
| ROAD AND BRIDGE (261) | | | | | | |
| Buildings | 2,066.81 | 2,320.33 | 4,387.14 | 30,512.00 | 26,124.86 | 14.38% |
| Commissioner Precinct 1 | 481,654.22 | 959,897.73 | 1,805,225.69 | 7,623,205.00 | 5,817,979.31 | 23.68% |
| Commissioner Precinct 2 | 259,621.10 | 273,354.60 | 792,552.21 | 4,311,220.00 | 3,518,667.79 | 18.38% |
| Commissioner Precinct 3 | 457,798.50 | 408,561.05 | 1,177,970.36 | 5,383,295.00 | 4,205,324.64 | 21.88% |
| Commissioner Precinct 4 | 474,582.85 | 294,829.49 | 1,153,368.62 | 7,080,489.00 | 5,927,120.38 | 16.29% |
| Right of Way | 33,636.75 | - | 68,724.37 | 4,619,416.00 | 4,550,691.63 | 1.49% |
| Transportation | 176,193.40 | 18,638.07 | 389,054.77 | 2,845,341.00 | 2,456,286.23 | 13.67% |
| Road & Bridge Non-Department | 18,863.97 | 8,000.00 | 78,226.69 | 457,850.00 | 379,623.31 | 17.09% |
| 26110-2016 Road & Bridge Grant Match | | | | | | |
| Transportation | 17,516.74 | - | 17,516.74 | 500,000.00 | 482,483.26 | 3.50% |
| SUBTOTAL | <u>1,921,934.34</u> | <u>1,965,601.27</u> | <u>5,487,026.59</u> | <u>32,851,328.00</u> | <u>27,364,301.41</u> | <u>16.70%</u> |
| UNDESIGNATED | | | | 610,231.00 | 610,231.00 | |
| FUND TOTAL | <u>\$ 1,921,934.34</u> | <u>\$ 1,965,601.27</u> | <u>\$ 5,487,026.59</u> | <u>\$ 33,461,559.00</u> | <u>\$ 27,974,532.41</u> | <u>16.40%</u> |
| DEBT SERVICE (321) | | | | | | |
| Interest and Sinking | 750.00 | - | 1,250.00 | 37,306,979.00 | 37,305,729.00 | 0.00% |
| RESERVES | | | | 1,000,000.00 | 1,000,000.00 | |
| FUND TOTAL | <u>\$ 750.00</u> | <u>\$ -</u> | <u>\$ 1,250.00</u> | <u>\$ 38,306,979.00</u> | <u>\$ 38,305,729.00</u> | <u>0.00%</u> |

TARRANT COUNTY, TEXAS
SPECIAL BUDGETS
FOR THE TWO (2) MONTHS ENDED 11/30/2015
BUDGET VERSUS ACTUAL (BUDGET BASIS) REVENUE

| FUND # | FUND NAME | ACTUAL REVENUE | BUDGETED REVENUE | PERCENT COLLECTED |
|---------------|--|---------------------------|-----------------------------|------------------------------|
| 211 | Records Preservation/Automation-Filing | \$ 240,715 | \$ 1,603,000 | 15.02% |
| 212 | Records Preservation/Automation-Conviction | 106,287 | 646,500 | 16.44% |
| 213 | Records Preservation/Restoration | 226,034 | 1,516,000 | 14.91% |
| 214 | Court Record Preservation Fund | 59,270 | 357,400 | 16.58% |
| 215 | District Court Records Technology Fund | 46,052 | 251,900 | 18.28% |
| 221 | Courthouse Security Fund | 85,092 | 500,000 | 17.02% |
| 223 | Consumer Health Fund | 136,105 | 976,100 | 13.94% |
| 224 | Juvenile Delinquency Prevention | 1 | - | OVER 100% |
| 225 | Alternative Dispute Resolution | 62,227 | 386,800 | 16.09% |
| 226 | Probate Contributions Fund | 81 | 140,300 | 0.06% |
| 227 | Justice Court Technology Fund | 4,073 | 24,200 | 16.83% |
| 228 | Justice Court Building Security | 1,003 | 4,680 | 21.43% |
| 229 | Child Abuse Prevention Fund | 1,474 | 7,300 | 20.19% |
| 230 | Family Protection | 18,602 | 120,600 | 15.42% |
| 231 | Guardianship | 12,135 | 82,040 | 14.79% |
| 232 | Drug & Alcohol Court | 29,707 | 172,900 | 17.18% |
| 233 | County and District Court Technology Fund | 5,292 | 50,350 | 10.51% |
| 241 | Law Library | 187,287 | 1,152,300 | 16.25% |
| 242 | Education Fund | 2,980 | 19,000 | 15.68% |
| 243 | Appellate Judicial System | 24,151 | 145,075 | 16.65% |
| 251 | Vehicle Inventory Tax | 162 | 48,900 | 0.33% |
| 451 | Non-Debt Capital | 5,189,882 | 30,831,583 | 16.83% |
| 476 | 2006 Bond Election - Buildings | 24,062 | 25,000 | 96.25% |
| 477 | 2006 Bond Election - Transportation | 41,774 | 150,000 | 27.85% |
| 511 | Resource Connection | 523,709 | 3,284,182 | 15.95% |
| 512 | Oil & Gas Royalty Resource Connection | 25,123 | 101,500 | 24.75% |
| 615 | Self Insurance | 539 | 277,000 | 0.19% |
| 619 | Workers Compensation | 482,922 | 2,817,500 | 17.14% |
| 621 | County Clerk Professional Liability | 329 | 1,600 | 20.56% |
| 622 | District Clerk Professional Liability | 353 | 1,600 | 22.06% |
| 651 | Employee Group Insurance - Medical | 11,322,132 | 70,040,100 | 16.17% |
| D62 | DA Restitution Collection Fee | 4,283 | 25,000 | 17.13% |
| D83 | DA Non-Drug Forfeitures | 72,519 | 600 | OVER 100% |
| D87 | DA Law Enforcement | 290,965 | 483,802 | 60.14% |
| G11 | 8th Admin Judicial Region | 16,781 | 103,560 | 16.20% |
| S87 | Sheriff's Inmate Commissary Fund | 262,043 | 1,506,200 | 17.40% |
| S95 | Sheriff Federal Forfeiture-Treasury Funds | 263 | 1,300 | 20.23% |
| S96 | Sheriff Federal Forfeiture-Non DEA | 7,504 | 600 | OVER 100% |
| S97 | Sheriff Federal Forfeiture-Justice Funds | 58,207 | 200 | OVER 100% |
| T04 | Public Health | 175,722 | 11,873,824 | 1.48% |
| T0450 | Public Health 1115 Waiver | - | 13,351,502 | 0.00% |
| T05 | Section 125 Forfeitures | 438 | 1,600 | 27.38% |
| T06 | Children's Home Fund | 297 | 1,940 | 15.31% |
| T07 | Bail Bond Board | 3,200 | 25,650 | 12.48% |
| T08 | TDPRS - Title IVE | 64 | 300 | 21.33% |
| T09 | Constable Forfeiture | 269 | - | OVER 100% |
| T10 | Juvenile Probation District | 3,358 | 20,400 | 16.46% |
| T11 | Unclaimed Juvenile Restitution | 5 | - | OVER 100% |
| T13 | Deferred Prosecution Program | 14,075 | 140,000 | 10.05% |
| T20 | Historical Commission | 278 | 10 | OVER 100% |
| T21 | Historical Comm Archives | 154 | 1,018 | 15.13% |
| T23 | Cemetery Fund | 18 | 90 | 20.00% |
| T30 | DA - JPS Contract | 70,238 | 421,426 | 16.67% |
| T31 | Emergency Services District #1 | 12,965 | 77,203 | 16.79% |
| T33 | CSCD Bond Supervision Unit | 83,186 | 551,750 | 15.08% |
| T34 | Criminal Courts Drug Program | 14,573 | - | OVER 100% |

TARRANT COUNTY, TEXAS
SPECIAL BUDGETS
FOR THE TWO (2) MONTHS ENDED 11/30/2015
BUDGET VERSUS ACTUAL (BUDGET BASIS) REVENUE

| <u>FUND #</u> | <u>FUND NAME</u> | <u>ACTUAL REVENUE</u> | <u>BUDGETED REVENUE</u> | <u>PERCENT COLLECTED</u> |
|---------------|---|---------------------------|-----------------------------|------------------------------|
| T37 | Medical Examiner Conference Fund | 25 | 50 | 50.00% |
| T39 | Inmate Reintegration Program | - | - | 0.00% |
| T41 | PMC Insured - 340B | 432,180 | 480,000 | 90.04% |
| T52 | Miscellaneous Donations-Juvenile Probation | 1,481 | 7,100 | 20.86% |
| T53 | Tarrant County Disaster Relief Donations | 12 | - | OVER 100% |
| T56 | Miscellaneous Donations - Human Services | 44 | 200 | 22.00% |
| T5640 | Human Services - Reliant Energy | - | - | 0.00% |
| T5642 | Human Services - Cirro | 1 | - | OVER 100% |
| T57 | Miscellaneous Donations-CPS | 11,723 | 56,060 | 20.91% |
| T58 | Miscellaneous Donations-Health Dept | 20 | 130 | 15.38% |
| T60 | Miscellaneous Donations-Family Court | 1,462 | 7,000 | 20.89% |
| T61 | Miscellaneous Donations-CRCG | 25,005 | 20 | OVER 100% |
| T62 | Miscellaneous Donations-Peace Officers Memorial | 10 | 50 | 20.00% |
| T65 | ATTF Rental Assoc Donation | - | - | 0.00% |
| T71 | Contract Elections | 93,595 | 1,150,000 | 8.14% |
| T73 | Elections Chapter 19 | 193 | 380,939 | 0.05% |

TARRANT COUNTY, TEXAS
BUDGET REPORT
FOR THE TWO (2) MONTHS ENDED 11/30/2015

| | CURRENT MONTH EXPENDITURES | ENCUMBRANCES AND COMMITMENTS | TOTAL EXPENDITURES ENCUMBRANCES & COMMITMENTS | TOTAL BUDGET | UNEXPENDED BUDGET | % BUDGET USED |
|--|----------------------------------|------------------------------------|--|------------------------|------------------------|---------------------|
| RECORDS PRESERVATION & AUTOMATION - FILINGS (211) | | | | | | |
| County Clerk | 87,954.56 | 26,994.71 | 226,800.80 | 7,174,016.00 | 6,947,215.20 | 3.16% |
| FUND TOTAL | <u>\$ 87,954.56</u> | <u>\$ 26,994.71</u> | <u>\$ 226,800.80</u> | <u>\$ 7,174,016.00</u> | <u>\$ 6,947,215.20</u> | <u>3.16%</u> |
| RECORDS PRESERVATION & AUTOMATION - CONVICTIONS (212) | | | | | | |
| Information Technology | 34,382.11 | 3,118.00 | 70,554.61 | 905,310.00 | 834,755.39 | 7.79% |
| FUND TOTAL | <u>\$ 34,382.11</u> | <u>\$ 3,118.00</u> | <u>\$ 70,554.61</u> | <u>\$ 905,310.00</u> | <u>\$ 834,755.39</u> | <u>7.79%</u> |
| RECORDS PRESERVATION & RESTORATION (213) | | | | | | |
| County Clerk | 70,612.72 | 54,072.40 | 195,698.58 | 5,707,818.00 | 5,512,119.42 | 3.43% |
| FUND TOTAL | <u>\$ 70,612.72</u> | <u>\$ 54,072.40</u> | <u>\$ 195,698.58</u> | <u>\$ 5,707,818.00</u> | <u>\$ 5,512,119.42</u> | <u>3.43%</u> |
| COURT RECORD PRESERVATION FUND (214) | | | | | | |
| Information Technology | 181.35 | 2,625.60 | 3,242.58 | 751,041.00 | 747,798.42 | 0.43% |
| District Clerk | 18,758.97 | - | 38,201.40 | 602,770.00 | 564,568.60 | 6.34% |
| FUND TOTAL | <u>\$ 18,940.32</u> | <u>\$ 2,625.60</u> | <u>\$ 41,443.98</u> | <u>\$ 1,353,811.00</u> | <u>\$ 1,312,367.02</u> | <u>3.06%</u> |
| DISTRICT COURT RECORD TECHNOLOGY FUND (215) | | | | | | |
| District Clerk | 14,959.60 | - | 30,512.44 | 1,091,977.00 | 1,061,464.56 | 2.79% |
| FUND TOTAL | <u>\$ 14,959.60</u> | <u>\$ -</u> | <u>\$ 30,512.44</u> | <u>\$ 1,091,977.00</u> | <u>\$ 1,061,464.56</u> | <u>2.79%</u> |
| COURTHOUSE SECURITY FUND (221) | | | | | | |
| Non-Departmental | 38,943.05 | - | 85,091.52 | 500,000.00 | 414,908.48 | 17.02% |
| FUND TOTAL | <u>\$ 38,943.05</u> | <u>\$ -</u> | <u>\$ 85,091.52</u> | <u>\$ 500,000.00</u> | <u>\$ 414,908.48</u> | <u>17.02%</u> |
| CONSUMER HEALTH (223) | | | | | | |
| Public Health | 79,024.70 | 571.25 | 162,942.31 | 1,395,170.00 | 1,232,227.69 | 11.68% |
| FUND TOTAL | <u>\$ 79,024.70</u> | <u>\$ 571.25</u> | <u>\$ 162,942.31</u> | <u>\$ 1,395,170.00</u> | <u>\$ 1,232,227.69</u> | <u>11.68%</u> |
| JUVENILE DELINQUENCY PREVENTION (224) | | | | | | |
| Facilities | - | - | - | 2,197.00 | 2,197.00 | 0.00% |
| FUND TOTAL | <u>\$ -</u> | <u>\$ -</u> | <u>\$ -</u> | <u>\$ 2,197.00</u> | <u>\$ 2,197.00</u> | <u>0.00%</u> |
| ADRS (225) | | | | | | |
| Non-Departmental | 34,103.50 | - | 34,103.50 | 1,120,193.00 | 1,086,089.50 | 3.04% |
| FUND TOTAL | <u>\$ 34,103.50</u> | <u>\$ -</u> | <u>\$ 34,103.50</u> | <u>\$ 1,120,193.00</u> | <u>\$ 1,086,089.50</u> | <u>3.04%</u> |
| PROBATE CONTRIBUTIONS FUND (226) | | | | | | |
| Probate Court 1 | 4,031.23 | - | 7,240.56 | 210,019.00 | 202,778.44 | 3.45% |
| Probate Court 2 | 3,880.75 | - | 7,935.57 | 90,182.00 | 82,246.43 | 8.80% |
| FUND TOTAL | <u>\$ 7,911.98</u> | <u>\$ -</u> | <u>\$ 15,176.13</u> | <u>\$ 300,201.00</u> | <u>\$ 285,024.87</u> | <u>5.06%</u> |

TARRANT COUNTY, TEXAS
BUDGET REPORT
FOR THE TWO (2) MONTHS ENDED 11/30/2015

| | CURRENT MONTH EXPENDITURES | ENCUMBRANCES AND COMMITMENTS | TOTAL EXPENDITURES ENCUMBRANCES & COMMITMENTS | TOTAL BUDGET | UNEXPENDED BUDGET | % BUDGET USED |
|--|----------------------------------|------------------------------------|--|------------------------|----------------------|---------------------|
| JUSTICE COURT TECHNOLOGY (227) | | | | | | |
| Information Technology | - | - | - | 120,209.00 | 120,209.00 | 0.00% |
| FUND TOTAL | <u>\$ -</u> | <u>\$ -</u> | <u>\$ -</u> | <u>\$ 120,209.00</u> | <u>\$ 120,209.00</u> | <u>0.00%</u> |
| JUSTICE COURT BLDG SECURITY (228) | | | | | | |
| Non-Departmental | 474.16 | - | 1,003.08 | 4,680.00 | 3,676.92 | 21.43% |
| FUND TOTAL | <u>\$ 474.16</u> | <u>\$ -</u> | <u>\$ 1,003.08</u> | <u>\$ 4,680.00</u> | <u>\$ 3,676.92</u> | <u>21.43%</u> |
| CHILD ABUSE PREVENTION (229) | | | | | | |
| Non-Departmental | - | - | - | 50,507.00 | 50,507.00 | 0.00% |
| FUND TOTAL | <u>\$ -</u> | <u>\$ -</u> | <u>\$ -</u> | <u>\$ 50,507.00</u> | <u>\$ 50,507.00</u> | <u>0.00%</u> |
| FAMILY PROTECTION (230) | | | | | | |
| Non-Departmental | - | - | - | 164,254.00 | 164,254.00 | 0.00% |
| 323RD District Court | 16,370.09 | 81,850.51 | 98,220.60 | 104,000.00 | 5,779.40 | 94.44% |
| Public Assistance | - | - | - | 100,000.00 | 100,000.00 | 0.00% |
| FUND TOTAL | <u>\$ 16,370.09</u> | <u>\$ 81,850.51</u> | <u>\$ 98,220.60</u> | <u>\$ 368,254.00</u> | <u>\$ 270,033.40</u> | <u>26.67%</u> |
| GUARDIANSHIP (231) | | | | | | |
| Non-Departmental | - | - | - | 104,194.00 | 104,194.00 | 0.00% |
| FUND TOTAL | <u>\$ -</u> | <u>\$ -</u> | <u>\$ -</u> | <u>\$ 104,194.00</u> | <u>\$ 104,194.00</u> | <u>0.00%</u> |
| DRUG & ALCOHOL COURT (232) | | | | | | |
| Community Supervision | - | - | - | 27,000.00 | 27,000.00 | 0.00% |
| 323RD District Court | - | 98,220.48 | 98,220.48 | 460,171.00 | 361,950.52 | 21.34% |
| Criminal Court Administration | 7,224.58 | - | 14,585.62 | 431,999.00 | 417,413.38 | 3.38% |
| FUND TOTAL | <u>\$ 7,224.58</u> | <u>\$ 98,220.48</u> | <u>\$ 112,806.10</u> | <u>\$ 919,170.00</u> | <u>\$ 806,363.90</u> | <u>12.27%</u> |
| COUNTY & DISTRICT COURT TECHNOLOGY FUND (233) | | | | | | |
| Information Technology | - | - | - | 219,195.00 | 219,195.00 | 0.00% |
| FUND TOTAL | <u>\$ -</u> | <u>\$ -</u> | <u>\$ -</u> | <u>\$ 219,195.00</u> | <u>\$ 219,195.00</u> | <u>0.00%</u> |
| LAW LIBRARY (241) | | | | | | |
| Law Library | 75,427.44 | 574,302.94 | 682,633.12 | 1,383,774.00 | 701,140.88 | 49.33% |
| Judicial Law Library | 15,204.68 | 148,217.00 | 165,021.11 | 175,000.00 | 9,978.89 | 94.30% |
| FUND TOTAL | <u>\$ 90,632.12</u> | <u>\$ 722,519.94</u> | <u>\$ 847,654.23</u> | <u>\$ 1,558,774.00</u> | <u>\$ 711,119.77</u> | <u>54.38%</u> |
| EDUCATION FUND (242) | | | | | | |
| Sheriff | - | - | 2,471.68 | 110,019.00 | 107,547.32 | 2.25% |
| Sheriff - Confinement | - | - | 350.00 | 12,522.00 | 12,172.00 | 2.80% |
| Constable Precinct 1 | - | - | - | 730.00 | 730.00 | 0.00% |
| Constable Precinct 2 | - | - | - | 740.00 | 740.00 | 0.00% |
| Constable Precinct 3 | - | - | - | 2,328.00 | 2,328.00 | 0.00% |
| Constable Precinct 4 | - | - | - | 9,632.00 | 9,632.00 | 0.00% |
| Constable Precinct 5 | - | - | - | 1,533.00 | 1,533.00 | 0.00% |
| Constable Precinct 6 | - | - | - | 2,694.00 | 2,694.00 | 0.00% |
| Constable Precinct 7 | - | - | - | 3,371.00 | 3,371.00 | 0.00% |
| Constable Precinct 8 | - | - | - | 655.00 | 655.00 | 0.00% |
| Probate Court 1 | - | - | - | 23,868.00 | 23,868.00 | 0.00% |
| Probate Court 2 | 1,906.13 | - | 1,906.13 | 21,601.00 | 19,694.87 | 8.82% |
| District Attorney | - | - | - | 2,213.00 | 2,213.00 | 0.00% |
| FUND TOTAL | <u>\$ 1,906.13</u> | <u>\$ -</u> | <u>\$ 4,727.81</u> | <u>\$ 191,906.00</u> | <u>\$ 187,178.19</u> | <u>2.46%</u> |

**TARRANT COUNTY, TEXAS
BUDGET REPORT
FOR THE TWO (2) MONTHS ENDED 11/30/2015**

| | <u>CURRENT MONTH EXPENDITURES</u> | <u>ENCUMBRANCES AND COMMITMENTS</u> | <u>TOTAL EXPENDITURES & COMMITMENTS</u> | <u>TOTAL BUDGET</u> | <u>UNEXPENDED BUDGET</u> | <u>% BUDGET USED</u> |
|--|---|---|---|-------------------------|------------------------------|------------------------------|
| APPELLATE JUDICIAL SYSTEM (243) | | | | | | |
| Appeals Court | 13,136.55 | - | 21,646.17 | 170,075.00 | 148,428.83 | 12.73% |
| FUND TOTAL | <u>\$ 13,136.55</u> | <u>\$ -</u> | <u>\$ 21,646.17</u> | <u>\$ 170,075.00</u> | <u>\$ 148,428.83</u> | <u>12.73%</u> |
| VEHICLE INVENTORY TAX (251) | | | | | | |
| Tax Assessor / Collector | 6,549.77 | - | 12,947.86 | 384,099.00 | 371,151.14 | 3.37% |
| FUND TOTAL | <u>\$ 6,549.77</u> | <u>\$ -</u> | <u>\$ 12,947.86</u> | <u>\$ 384,099.00</u> | <u>\$ 371,151.14</u> | <u>3.37%</u> |
| NON-DEBT CAPITAL (451) | | | | | | |
| County Judge | - | - | - | 3,300.00 | 3,300.00 | 0.00% |
| County Administrator | - | - | - | 18,600.00 | 18,600.00 | 0.00% |
| Non-Departmental | - | - | - | 6,565,833.00 | 6,565,833.00 | 0.00% |
| Auditor | - | - | - | 17,070.00 | 17,070.00 | 0.00% |
| Budget/Risk Management | - | - | - | 912.00 | 912.00 | 0.00% |
| Tax Assessor / Collector | 10,724.00 | 1,412.96 | 12,136.96 | 67,340.00 | 55,203.04 | 18.02% |
| Information Technology | 932,249.52 | 1,334,142.99 | 2,534,176.96 | 19,415,684.00 | 16,881,507.04 | 13.05% |
| Human Resources | - | 615.82 | 615.82 | 1,200.00 | 584.18 | 51.32% |
| Purchasing | - | - | - | 2,000.00 | 2,000.00 | 0.00% |
| Facilities | 18,295.00 | - | 20,073.00 | 60,743.00 | 40,670.00 | 33.05% |
| Sheriff | 14,800.04 | 55,192.74 | 69,992.78 | 73,689.00 | 3,696.22 | 94.98% |
| Sheriff - Confinement | 6,540.55 | 9,185.20 | 15,725.75 | 18,075.00 | 2,349.25 | 87.00% |
| Medical Examiner | - | - | - | 177,730.00 | 177,730.00 | 0.00% |
| Community Supervision | - | 860.80 | 860.80 | 12,250.00 | 11,389.20 | 7.03% |
| Juvenile Services | - | 18,804.12 | 18,804.12 | 105,410.00 | 86,605.88 | 17.84% |
| Buildings | 5,845.37 | 456,405.76 | 469,442.75 | 41,054,610.00 | 40,585,167.25 | 1.14% |
| Criminal District Court 1 | - | - | - | 1,350.00 | 1,350.00 | 0.00% |
| 231ST District Court | - | - | - | 4,615.00 | 4,615.00 | 0.00% |
| 323RD District Court | - | - | - | 450.00 | 450.00 | 0.00% |
| Criminal Court Administration | - | - | - | 2,500.00 | 2,500.00 | 0.00% |
| Grand Jury | - | - | - | 500.00 | 500.00 | 0.00% |
| Criminal Attorney Appointment | - | 791.58 | 791.58 | 76,500.00 | 75,708.42 | 1.03% |
| County Court at Law #1 | - | - | 3,950.00 | 3,950.00 | - | 100.00% |
| County Criminal Court 1 | - | 799.93 | 799.93 | 850.00 | 50.07 | 94.11% |
| County Criminal Court 6 | - | - | - | 700.00 | 700.00 | 0.00% |
| Probate Court 1 | 4,150.00 | - | 4,150.00 | 4,150.00 | - | 100.00% |
| Probate Court 2 | - | - | - | 600.00 | 600.00 | 0.00% |
| Justice of the Peace Pct 4 | - | 1,050.00 | 1,050.00 | 1,050.00 | - | 100.00% |
| Justice of the Peace Pct 8 | - | - | - | 425.00 | 425.00 | 0.00% |
| District Attorney | - | - | - | 36,348.00 | 36,348.00 | 0.00% |
| District Clerk | 4,150.00 | - | 4,150.00 | 10,150.00 | 6,000.00 | 40.89% |
| County Clerk | - | - | - | 271.00 | 271.00 | 0.00% |
| Domestic Relations | 657.04 | 5,795.20 | 6,452.24 | 16,713.00 | 10,260.76 | 38.61% |
| Jury Services | - | 51,550.00 | 51,550.00 | 57,550.00 | 6,000.00 | 89.57% |
| Courts / Judiciary | - | - | - | 11,633.00 | 11,633.00 | 0.00% |
| Human Services | 1,990.80 | 7,028.34 | 9,019.14 | 10,286.00 | 1,266.86 | 87.68% |
| Veterans Services | - | 1,682.70 | 1,682.70 | 2,208.00 | 525.30 | 76.21% |
| Historical Commission | - | 1,317.81 | 1,317.81 | 1,897.00 | 579.19 | 69.47% |
| Commissioner Precinct 1 | 2,420.30 | 5,910,426.00 | 5,912,846.30 | 8,641,096.00 | 2,728,249.70 | 68.43% |
| Commissioner Precinct 2 | 49,030.00 | 388,190.00 | 437,220.00 | 975,260.00 | 538,040.00 | 44.83% |
| Commissioner Precinct 3 | 5,943.00 | 314,429.38 | 320,372.38 | 632,044.00 | 311,671.62 | 50.69% |
| Commissioner Precinct 4 | 924.57 | - | 924.57 | 507,725.00 | 506,800.43 | 0.18% |
| Transportation | - | 1,457,478.00 | 1,457,478.00 | 1,878,240.00 | 420,762.00 | 77.60% |
| FUND TOTAL | <u>\$ 1,057,720.19</u> | <u>\$ 10,017,159.33</u> | <u>\$ 11,355,583.59</u> | <u>\$ 80,473,507.00</u> | <u>\$ 69,117,923.41</u> | <u>14.11%</u> |
| 2006 BOND ELECTION-BUILDINGS (476) | | | | | | |
| Non-Departmental | - | - | - | 1,211,808.00 | 1,211,808.00 | 0.00% |
| Buildings | 51,380.00 | 61,494.78 | 112,874.78 | 46,214,885.00 | 46,102,010.22 | 0.24% |
| FUND TOTAL | <u>\$ 51,380.00</u> | <u>\$ 61,494.78</u> | <u>\$ 112,874.78</u> | <u>\$ 47,426,693.00</u> | <u>\$ 47,313,818.22</u> | <u>0.24%</u> |
| 2006 BOND ELECTION-TRANSPORTATION (477) | | | | | | |
| Non-Departmental | - | - | - | 1,189,417.00 | 1,189,417.00 | 0.00% |
| Transportation | - | 2,568,943.61 | 3,318,943.61 | 72,087,735.00 | 68,768,791.39 | 4.60% |
| FUND TOTAL | <u>\$ -</u> | <u>\$ 2,568,943.61</u> | <u>\$ 3,318,943.61</u> | <u>\$ 73,277,152.00</u> | <u>\$ 69,958,208.39</u> | <u>4.53%</u> |

TARRANT COUNTY, TEXAS
BUDGET REPORT
FOR THE TWO (2) MONTHS ENDED 11/30/2015

| | CURRENT MONTH EXPENDITURES | ENCUMBRANCES AND COMMITMENTS | TOTAL EXPENDITURES & COMMITMENTS | TOTAL BUDGET | UNEXPENDED BUDGET | % BUDGET USED |
|--|----------------------------------|------------------------------------|--|-------------------------|-------------------------|---------------------|
| RESOURCE CONNECTION (511) | | | | | | |
| Non-Departmental Resource Connection | - | - | - | 451,122.00 | 451,122.00 | 0.00% |
| | 216,518.41 | 534,537.36 | 918,369.98 | 3,469,731.00 | 2,551,361.02 | 26.47% |
| FUND TOTAL | <u>\$ 216,518.41</u> | <u>\$ 534,537.36</u> | <u>\$ 918,369.98</u> | <u>\$ 3,920,853.00</u> | <u>\$ 3,002,483.02</u> | <u>23.42%</u> |
| OIL & GAS ROYALTY (512) | | | | | | |
| Resource Connection | - | - | - | 937,257.00 | 937,257.00 | 0.00% |
| FUND TOTAL | <u>\$ -</u> | <u>\$ -</u> | <u>\$ -</u> | <u>\$ 937,257.00</u> | <u>\$ 937,257.00</u> | <u>0.00%</u> |
| SELF INSURANCE (615) | | | | | | |
| Self Insurance | 17,413.95 | 27,163.33 | 68,679.78 | 1,301,524.00 | 1,232,844.22 | 5.28% |
| FUND TOTAL | <u>\$ 17,413.95</u> | <u>\$ 27,163.33</u> | <u>\$ 68,679.78</u> | <u>\$ 1,301,524.00</u> | <u>\$ 1,232,844.22</u> | <u>5.28%</u> |
| WORKERS COMPENSATION (619) | | | | | | |
| Self Insurance | 247,880.65 | - | 454,588.87 | 4,936,951.00 | 4,482,362.13 | 9.21% |
| FUND TOTAL | <u>\$ 247,880.65</u> | <u>\$ -</u> | <u>\$ 454,588.87</u> | <u>\$ 4,936,951.00</u> | <u>\$ 4,482,362.13</u> | <u>9.21%</u> |
| COUNTY CLERK PROFESSIONAL LIABILITY (621) | | | | | | |
| County Clerk | - | - | - | 679,512.00 | 679,512.00 | 0.00% |
| FUND TOTAL | <u>\$ -</u> | <u>\$ -</u> | <u>\$ -</u> | <u>\$ 679,512.00</u> | <u>\$ 679,512.00</u> | <u>0.00%</u> |
| DISTRICT CLERK PROFESSIONAL LIABILITY (622) | | | | | | |
| District Clerk | - | - | - | 665,577.00 | 665,577.00 | 0.00% |
| FUND TOTAL | <u>\$ -</u> | <u>\$ -</u> | <u>\$ -</u> | <u>\$ 665,577.00</u> | <u>\$ 665,577.00</u> | <u>0.00%</u> |
| EMPLOYEE INSURANCE (651) | | | | | | |
| Non-Departmental Self Insurance | 50,553.23 | 50,520.75 | 151,780.34 | 15,646,000.00 | 15,494,219.66 | 0.97% |
| | 6,997,584.89 | - | 13,417,644.40 | 71,982,589.00 | 58,564,944.60 | 18.64% |
| FUND TOTAL | <u>\$ 7,048,138.12</u> | <u>\$ 50,520.75</u> | <u>\$ 13,569,424.74</u> | <u>\$ 87,628,589.00</u> | <u>\$ 74,059,164.26</u> | <u>15.49%</u> |
| DA RESTITUTION COLLECTION FEE (D62) | | | | | | |
| District Attorney | 2,629.10 | - | 4,283.08 | 25,160.00 | 20,876.92 | 17.02% |
| FUND TOTAL | <u>\$ 2,629.10</u> | <u>\$ -</u> | <u>\$ 4,283.08</u> | <u>\$ 25,160.00</u> | <u>\$ 20,876.92</u> | <u>17.02%</u> |
| DA NON-DRUG FORFEITURES (D83) | | | | | | |
| District Attorney | 2,503.44 | - | 2,503.44 | 109,242.00 | 106,738.56 | 2.29% |
| FUND TOTAL | <u>\$ 2,503.44</u> | <u>\$ -</u> | <u>\$ 2,503.44</u> | <u>\$ 109,242.00</u> | <u>\$ 106,738.56</u> | <u>2.29%</u> |
| DA LAW ENFORCEMENT (D87) | | | | | | |
| District Attorney | 59,732.29 | 570.00 | 97,915.45 | 483,802.00 | 385,886.55 | 20.24% |
| FUND TOTAL | <u>\$ 59,732.29</u> | <u>\$ 570.00</u> | <u>\$ 97,915.45</u> | <u>\$ 483,802.00</u> | <u>\$ 385,886.55</u> | <u>20.24%</u> |
| 8TH ADMIN JUDICIAL REGION (G11) | | | | | | |
| 8th Admin Judicial Region | 8,182.41 | - | 16,781.41 | 103,560.00 | 86,778.59 | 16.20% |
| FUND TOTAL | <u>\$ 8,182.41</u> | <u>\$ -</u> | <u>\$ 16,781.41</u> | <u>\$ 103,560.00</u> | <u>\$ 86,778.59</u> | <u>16.20%</u> |

TARRANT COUNTY, TEXAS
BUDGET REPORT
FOR THE TWO (2) MONTHS ENDED 11/30/2015

| | CURRENT MONTH EXPENDITURES | ENCUMBRANCES AND COMMITMENTS | TOTAL EXPENDITURES ENCUMBRANCES & COMMITMENTS | TOTAL BUDGET | UNEXPENDED BUDGET | % BUDGET USED |
|--|----------------------------------|------------------------------------|--|-------------------------|-------------------------|---------------------|
| SHERIFFS INMATE COMMISSARY (S87) | | | | | | |
| Sheriff - Confinement | 90,519.71 | 26,041.38 | 192,252.05 | 4,244,430.00 | 4,052,177.95 | 4.53% |
| FUND TOTAL | <u>\$ 90,519.71</u> | <u>\$ 26,041.38</u> | <u>\$ 192,252.05</u> | <u>\$ 4,244,430.00</u> | <u>\$ 4,052,177.95</u> | <u>4.53%</u> |
| SHERIFF FEDERAL FORFEITURE-TREASURY (S95) | | | | | | |
| Sheriff | - | 39,040.81 | 39,040.81 | 528,233.00 | 489,192.19 | 7.39% |
| FUND TOTAL | <u>\$ -</u> | <u>\$ 39,040.81</u> | <u>\$ 39,040.81</u> | <u>\$ 528,233.00</u> | <u>\$ 489,192.19</u> | <u>7.39%</u> |
| SHERIFF FEDERAL FORFEITURE-NON DEA (S96) | | | | | | |
| Sheriff | 16,794.63 | 118,134.11 | 134,928.74 | 261,316.00 | 126,387.26 | 51.63% |
| FUND TOTAL | <u>\$ 16,794.63</u> | <u>\$ 118,134.11</u> | <u>\$ 134,928.74</u> | <u>\$ 261,316.00</u> | <u>\$ 126,387.26</u> | <u>51.63%</u> |
| SHERIFF FEDERAL FORFEITURE-JUSTICE (S97) | | | | | | |
| Sheriff | 194.29 | 18,718.73 | 29,314.29 | 104,002.00 | 74,687.71 | 28.19% |
| FUND TOTAL | <u>\$ 194.29</u> | <u>\$ 18,718.73</u> | <u>\$ 29,314.29</u> | <u>\$ 104,002.00</u> | <u>\$ 74,687.71</u> | <u>28.19%</u> |
| PUBLIC HEALTH (T04) | | | | | | |
| T0400-2016 Public Health | | | | | | |
| Buildings | 11,770.36 | 1,290.00 | 13,189.36 | 190,390.00 | 177,200.64 | 6.93% |
| Public Health | 889,128.03 | 233,738.28 | 1,891,047.39 | 12,138,807.00 | 10,247,759.61 | 15.58% |
| T0410-2016 Public Health - Cash Match | | | | | | |
| Public Health | 17,641.81 | - | 35,770.40 | 489,562.00 | 453,791.60 | 7.31% |
| T0420-2016 Public Health - Op Sub | | | | | | |
| Public Health | 3,066.47 | - | 4,588.29 | 1,398,061.00 | 1,393,472.71 | 0.33% |
| T0450-2016 Public Health 1115 Waiver | | | | | | |
| Non-Departmental | - | - | - | 10,810,782.00 | 10,810,782.00 | 0.00% |
| Public Health | 248,951.42 | 334,263.15 | 803,715.91 | 10,247,310.00 | 9,443,594.09 | 7.84% |
| FUND TOTAL | <u>\$ 1,170,558.09</u> | <u>\$ 569,291.43</u> | <u>\$ 2,748,311.35</u> | <u>\$ 35,274,912.00</u> | <u>\$ 32,526,600.65</u> | <u>7.79%</u> |
| SECTION 125 FORFEITURES (T05) | | | | | | |
| Self Insurance | 218.39 | 26,888.11 | 27,113.00 | 572,293.00 | 545,180.00 | 4.74% |
| FUND TOTAL | <u>\$ 218.39</u> | <u>\$ 26,888.11</u> | <u>\$ 27,113.00</u> | <u>\$ 572,293.00</u> | <u>\$ 545,180.00</u> | <u>4.74%</u> |
| CHILDREN'S HOME FUND (T06) | | | | | | |
| Juvenile Services | - | - | - | 60,833.00 | 60,833.00 | 0.00% |
| FUND TOTAL | <u>\$ -</u> | <u>\$ -</u> | <u>\$ -</u> | <u>\$ 60,833.00</u> | <u>\$ 60,833.00</u> | <u>0.00%</u> |
| BAIL BOND BOARD (T07) | | | | | | |
| Non-Departmental | 960.00 | - | 960.00 | 26,650.00 | 25,690.00 | 3.60% |
| FUND TOTAL | <u>\$ 960.00</u> | <u>\$ -</u> | <u>\$ 960.00</u> | <u>\$ 26,650.00</u> | <u>\$ 25,690.00</u> | <u>3.60%</u> |
| TDRPS - TITLE IVE (T08) | | | | | | |
| Child Protective Services | 2,774.73 | - | 2,904.63 | 118,518.00 | 115,613.37 | 2.45% |
| FUND TOTAL | <u>\$ 2,774.73</u> | <u>\$ -</u> | <u>\$ 2,904.63</u> | <u>\$ 118,518.00</u> | <u>\$ 115,613.37</u> | <u>2.45%</u> |
| CONSTABLE FORFEITURE (T09) | | | | | | |
| Constable Precinct 7 | - | - | - | 5,732.00 | 5,732.00 | 0.00% |
| FUND TOTAL | <u>\$ -</u> | <u>\$ -</u> | <u>\$ -</u> | <u>\$ 5,732.00</u> | <u>\$ 5,732.00</u> | <u>0.00%</u> |

TARRANT COUNTY, TEXAS
BUDGET REPORT
FOR THE TWO (2) MONTHS ENDED 11/30/2015

| | CURRENT MONTH EXPENDITURES | ENCUMBRANCES AND COMMITMENTS | TOTAL EXPENDITURES & COMMITMENTS | TOTAL BUDGET | UNEXPENDED BUDGET | % BUDGET USED |
|---|----------------------------------|------------------------------------|--|----------------------|----------------------|---------------------|
| JUVENILE PROBATION DISTRICT (T10) | | | | | | |
| Juvenile Services | - | - | 1,215.68 | 194,459.00 | 193,243.32 | 0.63% |
| FUND TOTAL | <u>\$ -</u> | <u>\$ -</u> | <u>\$ 1,215.68</u> | <u>\$ 194,459.00</u> | <u>\$ 193,243.32</u> | <u>0.63%</u> |
| UNCLAIMED JUVENILE RESTITUTION (T11) | | | | | | |
| Juvenile Services | 47.15 | - | 47.15 | 10,555.00 | 10,507.85 | 0.45% |
| FUND TOTAL | <u>\$ 47.15</u> | <u>\$ -</u> | <u>\$ 47.15</u> | <u>\$ 10,555.00</u> | <u>\$ 10,507.85</u> | <u>0.45%</u> |
| DEFERRED PROSECUTION (T13) | | | | | | |
| District Attorney | 6,750.00 | - | 14,075.00 | 140,000.00 | 125,925.00 | 10.05% |
| FUND TOTAL | <u>\$ 6,750.00</u> | <u>\$ -</u> | <u>\$ 14,075.00</u> | <u>\$ 140,000.00</u> | <u>\$ 125,925.00</u> | <u>10.05%</u> |
| HISTORICAL COMMISSION (T20) | | | | | | |
| Historical Commission | - | - | - | 4,688.00 | 4,688.00 | 0.00% |
| FUND TOTAL | <u>\$ -</u> | <u>\$ -</u> | <u>\$ -</u> | <u>\$ 4,688.00</u> | <u>\$ 4,688.00</u> | <u>0.00%</u> |
| HISTORICAL COMMISSION ARCHIVES (T21) | | | | | | |
| Historical Commission | - | - | - | 8,698.00 | 8,698.00 | 0.00% |
| FUND TOTAL | <u>\$ -</u> | <u>\$ -</u> | <u>\$ -</u> | <u>\$ 8,698.00</u> | <u>\$ 8,698.00</u> | <u>0.00%</u> |
| CEMETERY FUND (T23) | | | | | | |
| Historical Commission | - | - | - | 24,840.00 | 24,840.00 | 0.00% |
| FUND TOTAL | <u>\$ -</u> | <u>\$ -</u> | <u>\$ -</u> | <u>\$ 24,840.00</u> | <u>\$ 24,840.00</u> | <u>0.00%</u> |
| DA JPS CONTRACT (T30) | | | | | | |
| District Attorney | 31,872.79 | 40,000.00 | 104,779.84 | 421,426.00 | 316,646.16 | 24.86% |
| FUND TOTAL | <u>\$ 31,872.79</u> | <u>\$ 40,000.00</u> | <u>\$ 104,779.84</u> | <u>\$ 421,426.00</u> | <u>\$ 316,646.16</u> | <u>24.86%</u> |
| EMERGENCY SERVICES DISTRICT (T31) | | | | | | |
| Fire Marshal | 6,096.63 | - | 12,965.11 | 77,203.00 | 64,237.89 | 16.79% |
| FUND TOTAL | <u>\$ 6,096.63</u> | <u>\$ -</u> | <u>\$ 12,965.11</u> | <u>\$ 77,203.00</u> | <u>\$ 64,237.89</u> | <u>16.79%</u> |
| CSCD BOND SUPERVISION UNIT (T33) | | | | | | |
| Community Supervision | 37,330.46 | - | 83,185.98 | 551,750.00 | 468,564.02 | 15.08% |
| FUND TOTAL | <u>\$ 37,330.46</u> | <u>\$ -</u> | <u>\$ 83,185.98</u> | <u>\$ 551,750.00</u> | <u>\$ 468,564.02</u> | <u>15.08%</u> |
| CRIMINAL COURTS DRUG PROGRAM (T34) | | | | | | |
| Criminal Court Administration | 1,336.00 | - | 2,560.00 | 51,518.00 | 48,958.00 | 4.97% |
| FUND TOTAL | <u>\$ 1,336.00</u> | <u>\$ -</u> | <u>\$ 2,560.00</u> | <u>\$ 51,518.00</u> | <u>\$ 48,958.00</u> | <u>4.97%</u> |
| MEDICAL EXAMINER CONFERENCE (T37) | | | | | | |
| Medical Examiner | 14.56 | - | 714.27 | 42,742.00 | 42,027.73 | 1.67% |
| FUND TOTAL | <u>\$ 14.56</u> | <u>\$ -</u> | <u>\$ 714.27</u> | <u>\$ 42,742.00</u> | <u>\$ 42,027.73</u> | <u>1.67%</u> |

TARRANT COUNTY, TEXAS
BUDGET REPORT
FOR THE TWO (2) MONTHS ENDED 11/30/2015

| | CURRENT MONTH EXPENDITURES | ENCUMBRANCES AND COMMITMENTS | TOTAL EXPENDITURES ENCUMBRANCES & COMMITMENTS | TOTAL BUDGET | UNEXPENDED BUDGET | % BUDGET USED |
|---|----------------------------------|------------------------------------|--|----------------------|----------------------|---------------------|
| INMATE REINTEGRATION PROGRAM (T39) | | | | | | |
| Non-Departmental | - | - | - | 131.00 | 131.00 | 0.00% |
| FUND TOTAL | <u>\$ -</u> | <u>\$ -</u> | <u>\$ -</u> | <u>\$ 131.00</u> | <u>\$ 131.00</u> | <u>0.00%</u> |
| PMC INSURED - 340B (T41) | | | | | | |
| Public Health | 100,536.99 | 307,659.13 | 409,277.20 | 661,000.00 | 251,722.80 | 61.92% |
| FUND TOTAL | <u>\$ 100,536.99</u> | <u>\$ 307,659.13</u> | <u>\$ 409,277.20</u> | <u>\$ 661,000.00</u> | <u>\$ 251,722.80</u> | <u>61.92%</u> |
| MISCELLANEOUS DONATIONS - JUVENILE PROBATION (T52) | | | | | | |
| Juvenile Services | 806.88 | 2,013.93 | 3,093.12 | 45,482.00 | 42,388.88 | 6.80% |
| FUND TOTAL | <u>\$ 806.88</u> | <u>\$ 2,013.93</u> | <u>\$ 3,093.12</u> | <u>\$ 45,482.00</u> | <u>\$ 42,388.88</u> | <u>6.80%</u> |
| MISCELLANEOUS DONATIONS - HUMAN SERVICES-TXU (T56) | | | | | | |
| Human Services | 1,531.11 | - | 2,891.22 | 87,153.00 | 84,261.78 | 3.32% |
| FUND TOTAL | <u>\$ 1,531.11</u> | <u>\$ -</u> | <u>\$ 2,891.22</u> | <u>\$ 87,153.00</u> | <u>\$ 84,261.78</u> | <u>3.32%</u> |
| MISCELLANEOUS DONATIONS - HUMAN SERVICES-RELIANT (T5640) | | | | | | |
| Human Services | - | - | - | 60.00 | 60.00 | 0.00% |
| FUND TOTAL | <u>\$ -</u> | <u>\$ -</u> | <u>\$ -</u> | <u>\$ 60.00</u> | <u>\$ 60.00</u> | <u>0.00%</u> |
| MISCELLANEOUS DONATIONS - HUMAN SERVICES-CIRRO (T5642) | | | | | | |
| Human Services | - | - | - | 2,209.00 | 2,209.00 | 0.00% |
| FUND TOTAL | <u>\$ -</u> | <u>\$ -</u> | <u>\$ -</u> | <u>\$ 2,209.00</u> | <u>\$ 2,209.00</u> | <u>0.00%</u> |
| MISCELLANEOUS DONATIONS HUMAN SERVICES-STREAM (T5644) | | | | | | |
| Human Services | - | - | - | 15.00 | 15.00 | 0.00% |
| FUND TOTAL | <u>\$ -</u> | <u>\$ -</u> | <u>\$ -</u> | <u>\$ 15.00</u> | <u>\$ 15.00</u> | <u>0.00%</u> |
| MISCELLANEOUS DONATIONS HUMAN SERVICES-DIRECT ENERGY (T5646) | | | | | | |
| Human Services | 365.44 | - | 965.44 | 10,742.00 | 9,776.56 | 8.99% |
| FUND TOTAL | <u>\$ 365.44</u> | <u>\$ -</u> | <u>\$ 965.44</u> | <u>\$ 10,742.00</u> | <u>\$ 9,776.56</u> | <u>8.99%</u> |
| MISCELLANEOUS DONATIONS - CPS (T57) | | | | | | |
| Child Protective Services | 3,400.70 | - | 3,960.70 | 74,663.00 | 70,702.30 | 5.30% |
| FUND TOTAL | <u>\$ 3,400.70</u> | <u>\$ -</u> | <u>\$ 3,960.70</u> | <u>\$ 74,663.00</u> | <u>\$ 70,702.30</u> | <u>5.30%</u> |
| MISCELLANEOUS DONATIONS - HEALTH DEPT (T58) | | | | | | |
| Public Health | 60.00 | - | 60.00 | 32,215.00 | 32,155.00 | 0.19% |
| FUND TOTAL | <u>\$ 60.00</u> | <u>\$ -</u> | <u>\$ 60.00</u> | <u>\$ 32,215.00</u> | <u>\$ 32,155.00</u> | <u>0.19%</u> |

TARRANT COUNTY, TEXAS
BUDGET REPORT
FOR THE TWO (2) MONTHS ENDED 11/30/2015

| | CURRENT MONTH EXPENDITURES | ENCUMBRANCES AND COMMITMENTS | TOTAL EXPENDITURES ENCUMBRANCES & COMMITMENTS | TOTAL BUDGET | UNEXPENDED BUDGET | % BUDGET USED |
|--|----------------------------------|------------------------------------|--|------------------------|----------------------|---------------------|
| MISCELLANEOUS DONATIONS - FAMILY COURT SERVICES (T60) | | | | | | |
| Domestic Relations | - | - | - | 7,000.00 | 7,000.00 | 0.00% |
| FUND TOTAL | <u>\$ -</u> | <u>\$ -</u> | <u>\$ -</u> | <u>\$ 7,000.00</u> | <u>\$ 7,000.00</u> | <u>0.00%</u> |
| MISCELLANEOUS DONATIONS - CRCG (T61) | | | | | | |
| Public Assistance | 1,716.00 | - | 1,716.00 | 2,148.00 | 432.00 | 79.89% |
| FUND TOTAL | <u>\$ 1,716.00</u> | <u>\$ -</u> | <u>\$ 1,716.00</u> | <u>\$ 2,148.00</u> | <u>\$ 432.00</u> | <u>79.89%</u> |
| MISCELLANEOUS DONATIONS - PEACE OFFICERS MEMORIAL (T62) | | | | | | |
| Peace Officers Memorial | - | - | - | 20,443.00 | 20,443.00 | 0.00% |
| FUND TOTAL | <u>\$ -</u> | <u>\$ -</u> | <u>\$ -</u> | <u>\$ 20,443.00</u> | <u>\$ 20,443.00</u> | <u>0.00%</u> |
| ATTF RENTAL ASSOC DONATION (T65) | | | | | | |
| Sheriff | - | - | - | 694.00 | 694.00 | 0.00% |
| FUND TOTAL | <u>\$ -</u> | <u>\$ -</u> | <u>\$ -</u> | <u>\$ 694.00</u> | <u>\$ 694.00</u> | <u>0.00%</u> |
| CONTRACT ELECTIONS (T71) | | | | | | |
| Elections Administration | 657,030.37 | 7,381.05 | 716,931.59 | 1,300,000.00 | 583,068.41 | 55.15% |
| FUND TOTAL | <u>\$ 657,030.37</u> | <u>\$ 7,381.05</u> | <u>\$ 716,931.59</u> | <u>\$ 1,300,000.00</u> | <u>\$ 583,068.41</u> | <u>55.15%</u> |
| ELECTIONS CHAPTER 19 (T73) | | | | | | |
| Elections Administration | 822.32 | - | 3,289.28 | 380,939.00 | 377,649.72 | 0.86% |
| FUND TOTAL | <u>\$ 822.32</u> | <u>\$ -</u> | <u>\$ 3,289.28</u> | <u>\$ 380,939.00</u> | <u>\$ 377,649.72</u> | <u>0.86%</u> |

