

COUNTY AUDITOR

**TARRANT COUNTY FINANCIAL STATEMENTS
FOR THE MONTH OF AUGUST 2017**



TARRANT COUNTY, TEXAS



TARRANT COUNTY
TARRANT COUNTY ADMINISTRATION BUILDING - ROOM 506
100 E. WEATHERFORD
FORT WORTH, TEXAS 76196-0103
817/884-1205
Fax 817/884-1104

S. RENEE TIDWELL, CPA
COUNTY AUDITOR
rtidwell@tarrantcounty.com

CRAIG MAXWELL
FIRST ASSISTANT COUNTY AUDITOR
cmaxwell@tarrantcounty.com

October 3, 2017

The Honorable District Judges
The Honorable Commissioners Court
Tarrant County, Texas

RE: County Auditor's August 2017 Financial Reports

I herewith submit the financial report of Tarrant County, Texas as of and for the eleven months ending August 31, 2017.

If you have any questions concerning this report or the financial well-being of the County, please call.

Sincerely,

S. Renée Tidwell, CPA
County Auditor

TARRANT COUNTY, TEXAS
COMBINED BALANCE SHEET
GOVERNMENTAL FUNDS
AS OF 8/31/2017

<u>COMBINED TOTAL</u>		<u>GENERAL</u>	<u>ROAD & BRIDGE</u>	<u>DEBT SERVICE</u>
ASSETS				
\$368,300,037.83	CASH AND INVESTMENTS	\$115,926,178.13	\$10,994,487.30	\$1,292,898.80
9,365,701.01	TAXES RECEIVABLE (NET)	8,381,457.93	6,984.62	977,258.46
9,106,545.60	OTHER RECEIVABLES (NET)	6,200,118.06	81,251.98	10,357.76
3,387,338.18	FEE OFFICE RECEIVABLE	3,387,338.18	0.00	0.00
9,337,851.88	DUE FROM OTHER FUNDS	9,337,851.88	0.00	0.00
348,854.67	ADVANCE TO ENTERPRISE FUND	0.00	0.00	0.00
<u>1,601,938.78</u>	PREPAID EXPENSES AND INVENTORY	<u>891,468.30</u>	<u>522,248.41</u>	<u>0.00</u>
<u>\$401,448,267.95</u>	TOTAL ASSETS	<u>\$144,124,412.48</u>	<u>\$11,604,972.31</u>	<u>\$2,280,515.02</u>
LIABILITIES				
\$4,863,213.83	ACCOUNTS PAYABLE	\$1,877,735.67	\$250,585.07	\$0.00
24,259,789.81	OTHER LIABILITIES	17,964,649.79	889,527.37	0.00
9,337,851.88	DUE TO OTHER FUNDS	0.00	0.00	0.00
<u>1,039,964.00</u>	UNEARNED REVENUE	<u>379.35</u>	<u>0.00</u>	<u>0.00</u>
39,500,819.52	TOTAL LIABILITIES	19,842,764.81	1,140,112.44	0.00
DEFERRED INFLOWS OF RESOURCES				
9,365,701.01	UNAVAILABLE REVENUE - PROPERTY TAXES	8,381,457.93	6,984.62	977,258.46
<u>3,387,338.18</u>	UNAVAILABLE REVENUE - FEE OFFICE	<u>3,387,338.18</u>	<u>0.00</u>	<u>0.00</u>
12,753,039.19	TOTAL DEFERRED INFLOWS OF RESOURCES	11,768,796.11	6,984.62	977,258.46
FUND BALANCE				
<u>349,194,409.24</u>	FUND BALANCE	<u>112,512,851.56</u>	<u>10,457,875.25</u>	<u>1,303,256.56</u>
<u>349,194,409.24</u>	TOTAL FUND BALANCE	<u>112,512,851.56</u>	<u>10,457,875.25</u>	<u>1,303,256.56</u>
<u>\$401,448,267.95</u>	TOTAL LIABILITIES, DEFERRED INFLOWS OF RESOURCES, AND FUND BALANCE	<u>\$144,124,412.48</u>	<u>\$11,604,972.31</u>	<u>\$2,280,515.02</u>

CAPITAL PROJECTS	GRANT FUNDS	OTHER GOVERNMENTAL FUNDS
\$174,352,389.30	\$10,129,304.36	\$55,604,779.94
0.00	0.00	0.00
86,176.18	2,180,057.32	548,584.30
0.00	0.00	0.00
0.00	0.00	0.00
348,854.67	0.00	0.00
6,043.66	76,362.55	105,815.86
<u>\$174,793,463.81</u>	<u>\$12,385,724.23</u>	<u>\$56,259,180.10</u>

\$1,492,072.72	\$87,996.02	\$1,154,824.35
0.00	2,047,108.52	3,358,504.13
0.00	9,225,235.04	112,616.84
0.00	1,025,384.65	14,200.00
<u>1,492,072.72</u>	<u>12,385,724.23</u>	<u>4,640,145.32</u>

0.00	0.00	0.00
0.00	0.00	0.00

0.00	0.00	0.00
------	------	------

<u>173,301,391.09</u>	<u>0.00</u>	<u>51,619,034.78</u>
-----------------------	-------------	----------------------

<u>173,301,391.09</u>	<u>0.00</u>	<u>51,619,034.78</u>
-----------------------	-------------	----------------------

<u>\$174,793,463.81</u>	<u>\$12,385,724.23</u>	<u>\$56,259,180.10</u>
-------------------------	------------------------	------------------------

TARRANT COUNTY, TEXAS
COMBINED STATEMENT OF REVENUES AND EXPENDITURES
AND CHANGES IN FUND BALANCE
GOVERNMENTAL FUNDS
FOR THE ELEVEN (11) MONTHS ENDED 8/31/2017

<u>COMBINED TOTAL</u>		<u>GENERAL</u>	<u>ROAD & BRIDGE</u>	<u>DEBT SERVICE</u>
	REVENUES:			
\$383,365,514.33	TAXES, LICENSES AND PERMITS	\$345,541,783.55	\$1,271.66	\$37,460,462.47
86,406,044.19	FEES OF OFFICE	56,025,542.77	15,950,450.00	0.00
4,042,026.21	FINES	4,042,026.21	0.00	0.00
118,188,685.40	INTERGOVERNMENTAL	19,293,097.80	169,124.76	0.00
3,422,214.36	INVESTMENT INCOME	1,329,751.52	84,026.65	145,223.91
11,114,326.45	MISCELLANEOUS	6,430,045.70	644,845.91	250.03
<u>606,538,810.94</u>	TOTAL REVENUES	<u>432,662,247.55</u>	<u>16,849,718.98</u>	<u>37,605,936.41</u>
	EXPENDITURES:			
	CURRENT:			
118,385,520.62	GENERAL GOVERNMENT	102,963,951.86	3,422,117.04	0.00
124,011,786.65	PUBLIC SAFETY	117,932,654.68	0.00	0.00
151,783,645.93	JUDICIAL	139,625,994.55	0.00	0.00
81,180,102.01	COMMUNITY SERVICES	6,031,273.39	0.00	0.00
22,253,636.36	TRANSPORTATION	0.00	21,380,726.63	0.00
53,609,434.18	CAPITAL/CONSTRUCTION	0.00	0.00	0.00
37,724,275.37	DEBT SERVICE	0.00	0.00	37,724,275.37
<u>588,948,401.12</u>	TOTAL EXPENDITURES	<u>366,553,874.48</u>	<u>24,802,843.67</u>	<u>37,724,275.37</u>
17,590,409.82	EXCESS (DEFICIT) OF REVENUES OVER EXPENDITURES	66,108,373.07	(7,953,124.69)	(118,338.96)
	OTHER FINANCING SOURCES (USES):			
41,751,419.83	OPERATING TRANSFERS IN	916,814.38	6,152,153.33	0.00
<u>(41,990,888.90)</u>	OPERATING TRANSFERS OUT	<u>(40,144,450.25)</u>	<u>0.00</u>	<u>0.00</u>
17,350,940.75	EXCESS (DEFICIT) OF REVENUES AND OPERATING TRANSFERS OVER EXPENDITURES	26,880,737.20	(1,800,971.36)	(118,338.96)
	FUND BALANCES:			
<u>331,843,468.49</u>	BEGINNING OF PERIOD	<u>85,632,114.36</u>	<u>12,258,846.61</u>	<u>1,421,595.52</u>
<u>\$349,194,409.24</u>	END OF PERIOD	<u>\$112,512,851.56</u>	<u>\$10,457,875.25</u>	<u>\$1,303,256.56</u>

<u>CAPITAL PROJECTS</u>	<u>GRANT FUNDS</u>	<u>OTHER GOVERNMENTAL FUNDS</u>
\$0.00	\$0.00	\$361,996.65
0.00	1,009,275.43	13,420,775.99
0.00	0.00	0.00
0.00	74,585,305.31	24,141,157.53
1,422,617.98	73,947.21	366,647.09
<u>162,788.45</u>	<u>356,602.35</u>	<u>3,519,794.01</u>
1,585,406.43	76,025,130.30	41,810,371.27
0.00	6,595,991.08	5,403,460.64
0.00	3,810,016.05	2,269,115.92
0.00	9,960,983.80	2,196,667.58
0.00	50,722,150.60	24,426,678.02
0.00	872,909.73	0.00
48,897,482.28	4,063,079.04	648,872.86
<u>0.00</u>	<u>0.00</u>	<u>0.00</u>
<u>48,897,482.28</u>	<u>76,025,130.30</u>	<u>34,944,795.02</u>
(47,312,075.85)	0.00	6,865,576.25
33,278,072.58	379,994.27	1,024,385.27
<u>0.00</u>	<u>(379,994.27)</u>	<u>(1,466,444.38)</u>
(14,034,003.27)	0.00	6,423,517.14
<u>187,335,394.36</u>	<u>0.00</u>	<u>45,195,517.64</u>
<u>\$173,301,391.09</u>	<u>\$0.00</u>	<u>\$51,619,034.78</u>

TARRANT COUNTY, TEXAS
STATEMENT OF NET POSITION
PROPRIETARY FUNDS
AS OF 8/31/2017

<u>COMBINED TOTAL</u>		<u>ENTERPRISE</u>	<u>INTERNAL SERVICE</u>
ASSETS			
\$19,572,316.31	CASH AND INVESTMENTS	\$2,482,164.95	\$17,090,151.36
33,526.29	OTHER RECEIVABLES (NET)	21,660.95	11,865.34
199,285.65	PREPAID EXPENSES AND INVENTORY	5,285.65	194,000.00
<u>4,306,414.20</u>	FIXED ASSETS (NET)	<u>4,306,414.20</u>	<u>0.00</u>
<u>24,111,542.45</u>	TOTAL ASSETS	<u>6,815,525.75</u>	<u>17,296,016.70</u>
DEFERRED OUTFLOWS OF RESOURCES			
104,673.00	PENSION CONTRIBUTIONS AFTER MEASUREMENT DATE	104,673.00	0.00
255,513.00	DIFFERENCE IN PROJECTED AND ACTUAL EARNINGS	255,513.00	0.00
<u>53,062.00</u>	CHANGES IN ASSUMPTIONS	<u>53,062.00</u>	<u>0.00</u>
<u>413,248.00</u>	TOTAL DEFERRED OUTFLOWS OF RESOURCES	<u>413,248.00</u>	<u>0.00</u>
LIABILITIES			
370,655.74	ACCOUNTS PAYABLE	17,872.61	352,783.13
12,867,554.20	OTHER LIABILITIES	51,450.43	12,816,103.77
348,854.67	ADVANCE FROM CAPITAL PROJECTS FUND	348,854.67	0.00
127,410.72	UNEARNED REVENUE	58,990.82	68,419.90
1,081,604.00	NET PENSION LIABILITY	1,081,604.00	0.00
<u>179,787.50</u>	COMPENSATED ABSENCES	<u>179,787.50</u>	<u>0.00</u>
<u>14,975,866.83</u>	TOTAL LIABILITIES	<u>1,738,560.03</u>	<u>13,237,306.80</u>
DEFERRED INFLOWS OF RESOURCES			
<u>40,772.00</u>	DIFFERENCE IN EXPECTED AND ACTUAL EXPERIENCE	<u>40,772.00</u>	<u>0.00</u>
<u>40,772.00</u>	TOTAL DEFERRED INFLOWS OF RESOURCES	<u>40,772.00</u>	<u>0.00</u>
NET POSITION			
<u>9,508,151.62</u>	NET POSITION	<u>5,449,441.72</u>	<u>4,058,709.90</u>
<u>\$9,508,151.62</u>	TOTAL NET POSITION	<u>\$5,449,441.72</u>	<u>\$4,058,709.90</u>

TARRANT COUNTY, TEXAS
COMBINED STATEMENT OF REVENUES, EXPENSES
AND CHANGES IN FUND NET POSITION
PROPRIETARY FUNDS
FOR THE ELEVEN (11) MONTHS ENDED 8/31/2017

<u>COMBINED TOTAL</u>		<u>ENTERPRISE</u>	<u>INTERNAL SERVICE</u>
	OPERATING REVENUES:		
\$2,986,752.19	BUILDING RENTALS	\$2,986,752.19	\$0.00
19,031,143.45	USER FEES	0.00	19,031,143.45
52,898,644.90	COUNTY CONTRIBUTIONS	0.00	52,898,644.90
<u>1,162,833.22</u>	OTHER REVENUES	<u>132,682.10</u>	<u>1,030,151.12</u>
76,079,373.76	TOTAL OPERATING REVENUES	3,119,434.29	72,959,939.47
	OPERATING EXPENSES:		
1,168,228.78	PERSONNEL	1,168,228.78	0.00
1,481,627.11	BUILDING AND EQUIPMENT	1,451,237.56	30,389.55
261,549.83	DEPRECIATION AND AMORTIZATION	261,549.83	0.00
61,555,512.96	SELF INSURANCE CLAIMS	0.00	61,555,512.96
6,518,677.14	INSURANCE PREMIUMS	28,030.65	6,490,646.49
3,100,390.58	ADMINISTRATION	0.00	3,100,390.58
<u>1,346,719.05</u>	OTHER EXPENSES	<u>148,786.63</u>	<u>1,197,932.42</u>
<u>75,432,705.45</u>	TOTAL OPERATING EXPENSES	<u>3,057,833.45</u>	<u>72,374,872.00</u>
646,668.31	OPERATING INCOME (LOSS)	61,600.84	585,067.47
	NON-OPERATING REVENUE (EXPENSE):		
<u>135,415.39</u>	INTEREST INCOME	<u>17,576.44</u>	<u>117,838.95</u>
782,083.70	NET INCOME (LOSS) BEFORE TRANSFERS	79,177.28	702,906.42
	OPERATING TRANSFERS:		
625,000.00	OPERATING TRANSFERS IN	0.00	625,000.00
<u>(385,530.93)</u>	OPERATING TRANSFERS OUT	<u>0.00</u>	<u>(385,530.93)</u>
1,021,552.77	NET INCOME (LOSS)	79,177.28	942,375.49
	NET POSITION:		
<u>8,486,598.85</u>	BEGINNING OF PERIOD	<u>5,370,264.44</u>	<u>3,116,334.41</u>
<u>\$9,508,151.62</u>	END OF PERIOD	<u>\$5,449,441.72</u>	<u>\$4,058,709.90</u>

TARRANT COUNTY, TEXAS
COMBINED BALANCE SHEET
AGENCY FUNDS
AS OF 8/31/2017

<u>COMBINED TOTAL</u>		<u>PAYROLL CLEARING</u>	<u>FEE OFFICE</u>	<u>COMMUNITY SUPERVISION & CORRECTIONS</u>
ASSETS				
\$48,573,971.68	CASH AND INVESTMENTS	\$5,300,621.04	\$35,409,967.02	\$7,863,383.62
154,735.00	OTHER RECEIVABLES	53,355.24	0.00	101,379.76
1,676.69	FEE OFFICE RECEIVABLE	0.00	1,676.69	0.00
375.00	PREPAID EXPENSES & INVENTORY	0.00	0.00	375.00
61,669,432.45	RESTRICTED ASSETS	0.00	61,669,432.45	0.00
\$110,400,190.82	TOTAL ASSETS	\$5,353,976.28	\$97,081,076.16	\$7,965,138.38
LIABILITIES AND FUND BALANCE				
\$176,283.80	ACCOUNTS PAYABLE	\$6,382.81	\$1,114.00	\$168,786.99
110,223,907.02	OTHER LIABILITIES	5,347,593.47	97,079,962.16	7,796,351.39
\$110,400,190.82	TOTAL LIABILITIES AND FUND BALANCE	\$5,353,976.28	\$97,081,076.16	\$7,965,138.38

TARRANT COUNTY, TEXAS
NOTES TO COMBINED FINANCIAL STATEMENTS
FOR THE ELEVEN (11) MONTHS ENDED 8/31/2017

I. SUMMARY OF SIGNIFICANT ACCOUNTING POLICIES:

Reporting Entity

The accompanying financial statements reflect the funds and accounts of the financial reporting entity Tarrant County, Texas (the "County"), as of August 2017 and for the eleven months then ended. Other components of the County not included in the accompanying financial statements include, Tarrant County Hospital District, Tarrant County Mental Health and Mental Retardation Services, Tarrant County Industrial Development Corporation, Tarrant County Health Facilities Development Corporation, Tarrant County Cultural Education Facilities Finance Corporation, and Tarrant County Housing Financing Corporation. These components are technically a part of the "reporting entity" because of the budgetary oversight responsibility by the Commissioners' Court of Tarrant County. These components however are unrelated to the financial condition and results of operations of the County, and have been excluded from the accompanying financial statements. Separate financial statements of these entities are available upon request.

Revenue Recognition

Revenue is generally recognized on the modified accrual basis. Under this method of accounting, revenues are recognized when susceptible to accrual, i.e., both measurable and available. The primary revenue sources susceptible to accrual are property taxes, fines and fees due to fee offices which are recognized as unavailable revenue until cash is received. Other sources are generally not measurable until received in cash.

Expenditure Recognition

Expenditures are recorded when incurred. Expenditures for principal and interest on long-term debt are recorded when due. The accrual basis of accounting is utilized in the proprietary funds. Encumbrances are not included as expenditures.

Budget Basis Reporting

The budget is prepared utilizing a modified cash basis of accounting, with adjustments for encumbrances, as allowed by state statutes. Budget basis information is presented in the accompanying "Budgetary Information" section at a summary level. Budget information at the legal level of control is available upon request.

Investment Income Allocation

To maximize investment earnings on "idle" cash and cash equivalents, a "pooled cash" concept is utilized. Under this concept nearly all deposits are maintained in the same bank account and are invested on a daily basis. Generally, interest earnings are allocated to each fund based on the funds relative percentage of the total pool.

Pension Liability

The net pension liability was actuarially valued as of December 31, 2015. The net pension liability recorded in the Resource Connection is \$1,081,604. The amount for the governmental funds is \$361,022,095, which is reported in the comprehensive annual financial report.

Compensated Absences

Accumulated unpaid vacation leave and vested sick pay have been recorded in the Enterprise Fund for the Resource Connection. An additional amount has been accrued for salary related payments associated with the payment of compensated absences. The amount of compensated absences for the remaining governmental funds is \$43,569,642 which is reported in the comprehensive annual financial report.

TARRANT COUNTY, TEXAS
NOTES TO COMBINED FINANCIAL STATEMENTS
FOR THE ELEVEN (11) MONTHS ENDED 8/31/2017

I. SUMMARY OF SIGNIFICANT ACCOUNTING POLICIES (CONT'D):

Deferred Outflows/Inflows of Resources

Deferred outflows of resources apply to future periods and so will not be recognized as an expense/ expenditure until then. Deferred inflows of resources apply to future periods and will be recognized as a revenue at that time.

Incurred but Not Reported

Included in the "Other Liabilities" of the Internal Service fund's Employee Benefits is \$4,200,000 of incurred but not reported medical and drug claims.

II. BASIS OF PRESENTATION:

The accounts of the County are organized and operated on the basis of funds, each of which is considered a separate accounting entity. Government resources are allocated to and accounted for in individual funds based on the purpose for which they are to be spent and the means by which spending activities are controlled.

Funds are classified into three categories: Governmental, Proprietary and Fiduciary. Each category is divided into separate fund types. The following fund types are used by the County.

Governmental Funds: Used to account for all or most of a government's general activity.

General Fund – used to account for the general operations of the County.

Road and Bridge Fund – used to account for the collection and expenditure of those monies designated to be spent for acquisition, construction and maintenance of county roads and bridges.

Debt Service Fund – used to account for accumulation of resources and for the payment of general long-term debt principal, interest, and related costs.

Capital Projects Funds – used to account for financial resources to be used for the acquisition and/or construction of major capital facilities.

Grant Funds – used to account for the activities conducted under the many grant agreements between the County and various state and federal organizations.

Other Governmental Funds – used to account for specific revenue sources which are legally restricted to expenditures for specified purposes.

Proprietary Funds: Used to account for operations that are financed in a manner similar to those in the private sector, where the determination of net income is appropriate for sound financial administration.

Enterprise Fund – used to account for operations that are financed and operated in a manner similar to private enterprise where the County's intent is to provide goods or services to the public on a continuing basis financed primarily through user charges. The County operates two enterprise funds, the Resource Connection and Oil and Gas Royalty.

Internal Service Funds – used to account for the various self-insurance activities for the County.

**TARRANT COUNTY, TEXAS
 NOTES TO COMBINED FINANCIAL STATEMENTS
 FOR THE ELEVEN (11) MONTHS ENDED 8/31/2017**

II. BASIS OF PRESENTATION (CONT'D):

Fiduciary Funds: Used to account for assets held by the County in a trustee or agency capacity for others and therefore cannot be used to support the government's own programs.

Payroll Clearing – used to account for deductions and matching contributions from employees paychecks to be remitted to third parties.

Fee Office funds – used to account for monies still in the custody of the fee officers. It includes tax collections on behalf of other taxing jurisdictions and restricted assets of court ordered trust funds administered by the County Clerk and District Clerk.

Community Supervision and Corrections – used to account for the State agency funds in the County depository.

III. NEGATIVE CASH BALANCES:

The following funds have negative cash balances at the balance sheet date. This occurs when expenditures exceed revenue collection. The General Fund has advanced money to these Funds thereby, allowing for continued operation of the related programs. These advances by the General Fund have been reflected in the accompanying combined balance sheet as Due from other funds. The advances also represent a loss of investment earnings to the General Fund and are not a reimbursable item by the grantor under reimbursing grant agreements.

Most negative cash balances arise in the County's reimbursing grant programs. These programs require the payment of expenditures prior to the reimbursement by the grantor. These cash deficits have existed for years and do not create any major concerns. However, this information is helpful to the reader of the financial statements to provide a fuller understanding of the details of County operations.

<u>FUND</u>	<u>DEFICIT</u>
F0025 DHHS-RYAN WHITE TITLE IV PART D - WOMEN, INFANTS, CHILDREN	\$ 48,835.41
F0027 RYAN WHITE PART C - OUTPATIENT EIS PROGRAM	86,630.47
F0028 RYAN WHITE HIV/AIDS TREATMENT MODERNIZATION ACT PART A	409,020.14
F0031 HIV/STAT SERVICES	105,861.67
F0032 RYAN WHITE PART B	232,460.84
F0033 SURVEILLANCE	16,254.05
F0035 HIV PREVENTION	72,724.66
F0037 HIV/HOPWA	2,592.59
F0038 STD/HIV OPER	153,060.04
F0040 TDFPS-COMMUNITY YOUTH DEVELOPMENT	18,208.07
F0042 BIOTERRORISM PREPAREDNESS - LAB	28,157.31
F0043 BIOTERRORISM FORMULA	154,502.16
F0044 DSHS-C.R.I - CITIES READINESS INITIATIVE	25,343.82
F0045 TB/PC-TB CONTROL & PREVENTION (CLINIC)	83,969.83
F0046 TUBERCULOSIS - PREVENTION AND CONTROL	73,927.70
F0051 IMMUNIZATIONS	41,784.98
F0058 DFCHS - HEALTHY TEXAS BABIES	12,675.67
F0059 DSH-IDCU/SUREB-EBOLA ACTIVITIES	13,782.14
F0060 WIC CARD PARTICIPATION	977,834.17
F0062 ESSENTIAL HEALTH SERVICES OFFICE OF PUBLIC HEALTH PRACTICE	51,457.23
F0073 FOODBORNE ILLNESS SURVEILLANCE & INVESTIGATION	13,964.65
F0075 PREPAREDNESS/LABORATORY RESPONSE-EBOLA EQUIP CONTRACTS	82,677.50
F0076 ELC-ZIKA RESPONSE ACTIVITIES-PHPR	78,145.54
F0078 ELC-ZIKA RESPONSE ACTIVITIES-LRN	17,319.27

TARRANT COUNTY, TEXAS
NOTES TO COMBINED FINANCIAL STATEMENTS
FOR THE ELEVEN (11) MONTHS ENDED 8/31/2017

III. NEGATIVE CASH BALANCES (CONT'D):

<u>FUND</u>	<u>DEFICIT</u>
F0087 USCRI - REFUGEE MEDICAL SCREENING	\$ 183,725.63
F0088 LET'S TALK HEALTH GRANT PROGRAM	4,255.00
F0093 NURSE FAMILY PARTNERSHIP GRANT	105,779.50
F0095 CDC-UNTHSC-TUBERCULOSIS EPIDEMIOLOGIC RESEARCH	19,382.44
F0097 CPS-EBOLA PUBLIC HEALTH PREPAREDNESS	1,846.49
F4000 TDFPS-COMMUNITY YOUTH DEVELOPMENT	40,582.04
G0008 CJD - FAMILY DRUG COURT	12,494.98
G0012 VETERANS COURT PROGRAM	35,191.56
G0018 CJD-REACHING INDEPENDENCE THROUGH SELF EMPOWERMENT (RISE)	17,171.51
G0061 LIFESKILLS TRAINING	13,072.00
G0062 FIRST OFFENDER PROGRAM	14,285.74
G0065 VICTIMS ASSISTANCE GRANT-VOCA	13,060.81
G0081 VAWA - PROTECTIVE ORDER UNIT	21,724.07
G0082 CJD-BILINGUAL VICTIM ASSISTANCE COORDINATOR	10,455.65
G0084 D.I.R.E.C.T. PROGRAM	14,417.34
G0086 CJD-MISDEMEANOR DWI COURT	5,621.23
G0089 FELONY ALCOHOL INTERVENTION PROGRAM (CJD)	18,034.66
H0001 COMMUNITY DEVELOPMENT SALARY ALLOCATION FUND	49,622.27
H0041 HOME ADMINISTRATIVE FUNDS	176,770.94
H0042 COMMUNITY DEVELOPMENT BLOCK GRANT ADMIN	880,115.13
H0061 HOUSING OPPORTUNITIES FOR PERSONS WITH AIDS (HOPWA)	29,640.48
H0071 EMERGENCY SHELTER PROGRAM	3,778.94
H0500 SUPPORTIVE HOUSING PROGRAM	150,898.57
L0013 OJP-DOJ-NIJ FORENSIC BACKLOG REDUCTION GRANT	6,913.75
L0016 TARRANT CO CSCD HONEST OPPORTUNITY PROBATION W/ ENFORCEMENT	8,144.16
M0008 L.L.E.B.G.-MENTAL HEALTH LIASION PROGRAM	21,209.72
M0014 ACCESS AND VISITATION GRANT	9,780.00
M0022 AUTO THEFT TASK FORCE	489,570.93
M0040 HOMELAND SECURITY GRANT PROGRAM	24,277.50
M0044 TXDOT COURTESY PATROL PROGRAM	314,305.54
M0046 INTERNET CRIMES AGAINST CHILDREN	7,326.33
M0066 TXDOT-TRAFFIC SAFETY FOR EXPANSION OF THE DWI NO REFUSAL	1,480.00
M0075 ENHANCED MOBILITY OF SENIORS AND INDIVIDUALS WITH DISABILITIES	17,044.20
M0077 HIGH OCCUPANCY VEHICLE ENFORCEMENT - TXDOT	21,620.41
M0209 TRANSPORTATION INFRASTRUCTURE - KENNEDALE NEW HOPE ROAD (CERTZ)	37,211.22
M0210 TRANSPORTATION INFRASTRUCTURE - RETTA MANSFIELD ROAD (CETRZ)	28,786.72
M0240 HOMELAND SECURITY GRANT PROGRAM MCV	3,624.30
M0440 HOMELAND SECURITY GRANT PROGRAM EOC	33,579.59
P0011 STATE FINANCIAL ASSISTANCE FUND (BPS)	570,080.93
P0014 TJPC-STATE AID - JUVENILE SUPPLEMENTAL PAY	454,440.32
P0016 TJJD-SPECIAL NEEDS DIVERSIONARY PROGRAM	73,258.21
P0027 TJPC-JJAEP	795,166.98
R0013 HUD-SECTION 8 FUND BALANCE	1,439,271.36
R0017 HUD-VASH - VETERANS AFFAIRS SUPPORTIVE HOUSING	201,267.75
R0025 FAMILY SELF SUFFICIENCY	32,588.16
R0032 SHELTER PLUS CARE	11,170.07
SUB-TOTAL GRANTS	<u>9,225,235.04</u>
G1100 8TH ADMINISTRATIVE JUDICIAL REGION	4,273.52
S9300 COMBINED NARCOTICS ENFORCEMENT TEAM	58,171.14
T3000 DA - JPS CONTRACT	40,407.37
T3100 TC EMERGENCY SERVICE DISTRICT #1	9,764.81
	<u>\$ 9,337,851.88</u>

TARRANT COUNTY, TEXAS
NOTES TO COMBINED FINANCIAL STATEMENTS
FOR THE ELEVEN (11) MONTHS ENDED 8/31/2017

IV. INVESTMENTS:

All investment securities are purchased on the basis of "Delivery vs. Payment" and are held at JPMorgan Chase Bank – New York by the Safekeeping Department in a segregated account in the name of Tarrant County. "Delivery vs. Payment" means that the County's money is not released until the securities are delivered to the Safekeeping Department.

All securities held and transactions executed during the period conform to the requirements of the Government Code Section 2256, The Public Funds Investment Act, and the Tarrant County Investment Policy, as adopted by the Commissioners Court on November 22, 2016.

<u>DESCRIPTION/ COUPON RATE</u>	<u>PAR</u>	<u>PURCHASE DATE</u>	<u>MATURITY DATE</u>	<u>YIELD TO MATURITY</u>	<u>CARRYING VALUE</u>
FNMA 1.0% non callable	\$ 4,000,000	03/03/16	09/20/17	0.872%	\$ 4,017,534
FNMA 0.875% non callable	4,000,000	05/25/16	10/26/17	0.859%	4,010,240
FHLB 3.125% non callable	3,000,000	12/22/16	12/08/17	0.925%	3,030,773
FHLB 0.875% non callable	5,000,000	01/23/17	03/19/18	0.940%	5,011,735
FHLMC 0.75% non callable	5,000,000	01/09/17	04/09/18	0.984%	5,001,856
FHLB 1.25% non callable	5,000,000	02/09/17	06/08/18	0.965%	5,014,515
FHLB 1.25% non callable	5,000,000	02/22/17	06/08/18	1.020%	<u>5,014,515</u>
Total Securities					31,101,168
				Average Rate	
JPMorgan Chase Savings				1.20%	173,540,473
JPMorgan Chase Savings II				1.20%	30,677,476
JPMorgan Chase Checking				1.21%	84,773,930
Lone Star Investment Pool				0.99%	25,174,297
Texas CLASS Investment Pool				1.02%	1,506,256
TexStar Investment Pool				1.03%	24,769,661
TexPool Investment Pool				1.00%	<u>20,401,152</u>
TOTAL INVESTMENTS					<u><u>\$ 391,944,413</u></u>

The County's US Agency Obligations of \$31,101,168 are valued using quoted prices for similar assets in markets that are not active. The recorded position of the investment pools are measured at amortized cost as the pools meets the requirements of GASB Statement No.79. The carrying value of the securities listed above has been decreased by \$43,240 to reflect the current market value at August 31, 2017.

**TARRANT COUNTY, TEXAS
NOTES TO COMBINED FINANCIAL STATEMENTS
FOR THE ELEVEN (11) MONTHS ENDED 8/31/2017**

V. CAPITAL ASSETS:

A summary of the Governmental Funds' capital assets follows:

	<u>Balance</u> <u>October 1, 2016</u>	<u>Additions</u>	<u>Disposals/ Adjustments</u>	<u>Balance</u> <u>August 31, 2017</u>
Land and land improvements	\$ 55,033,797.57	\$ 10,324,015.57	\$ (166,816.00)	\$ 65,190,997.14
Building and improvements	474,426,922.54	12,795,712.97	4,323,319.82	491,545,955.33
Construction in progress	15,259,305.02	3,830,889.20	(4,910,908.02)	14,179,286.20
Fixed equipment	136,986,910.81	5,655,502.13	(2,063,312.76)	140,579,100.18
Infrastructure	114,418,577.61			114,418,577.61
	<u>\$ 796,125,513.55</u>	<u>\$ 32,606,119.87</u>	<u>\$ (2,817,716.96)</u>	<u>\$ 825,913,916.46</u>

VI. SCHEDULE OF OUTSTANDING BONDED DEBT:

	<u>AMOUNT</u>	<u>INTEREST RATES</u>
2008 - General Obligation	\$ 4,980,000	4.00%
2010 - Limited Tax Refunding & Improvement Bonds	48,735,000	4.00% to 5.00%
2013 - Limited Tax Refunding & Improvement Bonds	57,885,000	5.00%
2015 - Limited Tax Refunding & Improvement Bonds	66,935,000	3.00% to 5.00%
2015A - Limited Tax Refunding & Improvement Bonds	71,160,000	1.97%
2016 - Limited Tax Refunding Bonds	68,550,000	1.48%
Total Outstanding Bonded Debt	<u>\$ 318,245,000</u>	

Arbitrage provisions of the Internal Revenue Tax Act of 1986 require the County to rebate excess arbitrage earnings from bond proceeds to the federal government. This amount was estimated to be \$0 as of September 30, 2016.

VII. FEE OFFICE FINANCIAL STATUS:

These financial statements reflect financial balances as of the date indicated below for the fee offices of the County:

<u>OFFICE</u>	<u>AS OF</u>	<u>OFFICE</u>	<u>AS OF</u>
Tax Assessor/Collector	July 31, 2017	Child Support	July 31, 2017
County Clerk	July 31, 2017	Child Support – Trust	July 31, 2017
Sheriff	July 31, 2017	Justice of Peace 1	July 31, 2017
Constable 1	July 31, 2017	Justice of Peace 2	July 31, 2017
Constable 2	July 31, 2017	Justice of Peace 3	July 31, 2017
Constable 3	July 31, 2017	Justice of Peace 4	July 31, 2017
Constable 4	July 31, 2017	Justice of Peace 5	July 31, 2017
Constable 5	July 31, 2017	Justice of Peace 6	July 31, 2017
Constable 6	July 31, 2017	Justice of Peace 7	July 31, 2017
Constable 7	July 31, 2017	Justice of Peace 8	July 31, 2017
Constable 8	July 31, 2017	Community Supervision	
District Attorney	July 31, 2017	& Corrections	July 31, 2017
District Clerk	July 31, 2017	Domestic Relations	July 31, 2017
Probate Administrator	August 31, 2017		

**TARRANT COUNTY, TEXAS
NOTES TO COMBINED FINANCIAL STATEMENTS
FOR THE ELEVEN (11) MONTHS ENDED 8/31/2017**

VIII. CONTINGENCIES:

The County is self-insured for workers' compensation, automobile bodily injury and property damage, comprehensive general liability and all self-insured retentions for existing policies. At August 31, 2017, \$8,599,932 has been accrued, based on an actuarial assessment, to provide for potential losses resulting from pending or threatened litigation, asserted claims and claims incurred but not reported.



**TARRANT COUNTY, TEXAS
CAPITAL PROJECT FUNDS
FUND DESCRIPTIONS**

FUND 45100 - NON-DEBT CAPITAL FUND

This fund was established to account for capital acquisitions funded from County auction proceeds, operating transfers from general fund, gas signing bonuses and gas royalties.

FUND 47500 – 1998 BOND ELECTION FUND

This fund was established to account for the expenditure of the proceeds of General Obligation Bonds issued to fund capital acquisitions originally approved by the voters, primarily for the construction of the law center.

FUND 47600 – 2006 BOND ELECTION FUND

This fund was established to account for the expenditure of the proceeds of General Obligation Bonds issued to fund capital acquisitions originally approved by the voters.

FUND 47700 – 2006 BOND ELECTION-TRANSPORTATION FUND

This fund was established to account for the expenditure of the proceeds of General Obligation Bonds issued to fund transportation projects originally approved by the voters.

**TARRANT COUNTY, TEXAS
COMBINING BALANCE SHEET
CAPITAL PROJECTS FUNDS
AS OF 8/31/2017**

<u>COMBINED TOTAL</u>		<u>NON-DEBT CAPITAL</u>	<u>1998 BOND ELECTION</u>	<u>2006 BOND ELECTION</u>
ASSETS				
\$174,352,389.30	CASH AND INVESTMENTS	\$59,216,164.52	\$61,486.05	\$44,171,354.00
86,176.18	OTHER RECEIVABLES	86,176.18	0.00	0.00
348,854.67	ADVANCE TO ENTERPRISE FUND	348,854.67	0.00	0.00
6,043.66	PREPAID EXPENSES & INVENTORY	6,043.66	0.00	0.00
<u>\$174,793,463.81</u>	TOTAL ASSETS	<u>\$59,657,239.03</u>	<u>\$61,486.05</u>	<u>\$44,171,354.00</u>
LIABILITIES AND FUND BALANCE				
LIABILITIES:				
\$1,492,072.72	ACCOUNTS PAYABLE	\$1,317,428.50	\$0.00	\$174,644.22
0.00	OTHER LIABILITIES	0.00	0.00	0.00
1,492,072.72	TOTAL LIABILITIES	1,317,428.50	0.00	174,644.22
FUND BALANCE :				
<u>173,301,391.09</u>	FUND BALANCE	<u>58,339,810.53</u>	<u>61,486.05</u>	<u>43,996,709.78</u>
<u>\$174,793,463.81</u>	TOTAL LIABILITIES AND FUND BALANCE	<u>\$59,657,239.03</u>	<u>\$61,486.05</u>	<u>\$44,171,354.00</u>

2006
BOND ELECTION
TRANSPORTATION

\$70,903,384.73
0.00
0.00
0.00

\$70,903,384.73

\$0.00
0.00

0.00

70,903,384.73

\$70,903,384.73

TARRANT COUNTY, TEXAS
COMBINING STATEMENT OF REVENUES AND EXPENDITURES
AND CHANGES IN FUND BALANCE
CAPITAL PROJECTS FUNDS
FOR THE ELEVEN (11) MONTHS ENDED 8/31/2017

<u>COMBINED TOTAL</u>		<u>NON-DEBT CAPITAL</u>	<u>1998 BOND ELECTION</u>	<u>2006 BOND ELECTION</u>
	REVENUES:			
\$1,422,617.98	INVESTMENT INCOME	\$505,849.99	\$0.00	\$353,204.64
<u>162,788.45</u>	MISCELLANEOUS	<u>162,788.45</u>	<u>0.00</u>	<u>0.00</u>
1,585,406.43	TOTAL REVENUES	668,638.44	0.00	353,204.64
	EXPENDITURES:			
<u>48,897,482.28</u>	CAPITAL/CONSTRUCTION	<u>38,321,598.06</u>	<u>61,590.01</u>	<u>4,001,176.19</u>
<u>48,897,482.28</u>	TOTAL EXPENDITURES	<u>38,321,598.06</u>	<u>61,590.01</u>	<u>4,001,176.19</u>
(47,312,075.85)	EXCESS (DEFICIT) OF REVENUES OVER EXPENDITURES	(37,652,959.62)	(61,590.01)	(3,647,971.55)
	OTHER FINANCING SOURCES (USES):			
<u>33,278,072.58</u>	OPERATING TRANSFERS IN	<u>33,278,072.58</u>	<u>0.00</u>	<u>0.00</u>
(14,034,003.27)	EXCESS (DEFICIT) OF REVENUES AND OPERATING TRANSFERS OVER EXPENDITURES	(4,374,887.04)	(61,590.01)	(3,647,971.55)
	FUND BALANCE (DEFICIT):			
<u>187,335,394.36</u>	BEGINNING OF PERIOD	<u>62,714,697.57</u>	<u>123,076.06</u>	<u>47,644,681.33</u>
<u>\$173,301,391.09</u>	END OF PERIOD	<u>\$58,339,810.53</u>	<u>\$61,486.05</u>	<u>\$43,996,709.78</u>

2006
BOND ELECTION
TRANSPORTATION

\$563,563.35
0.00

563,563.35

6,513,118.02

6,513,118.02

(5,949,554.67)

0.00

(5,949,554.67)

76,852,939.40

\$70,903,384.73



**TARRANT COUNTY, TEXAS
OTHER GOVERNMENTAL FUNDS
FUND DESCRIPTION**

FUND 24100 - LAW LIBRARY FUND

This fund was established, pursuant to State statutes, to account for the collection and expenditure of monies collected in civil cases supporting the Tarrant County Law Library.

FUND 25100 - VEHICLE INVENTORY TAX FUND

This fund was established, pursuant to State statutes, to account for any interest earnings generated from the vehicle inventory tax, which the collector shall retain to defray the cost of collecting this tax. The Tax Assessor has discretion over the use of this fund.

RECORDS PRESERVATION FUNDS

These funds were established, pursuant to State statutes, to account for the collection and expenditure of monies collected for the preservation and automation of County records. These funds are further described on page 27.

FUND 24200 - EDUCATION FUND

This fund was established, pursuant to State statutes, to account for the collection and expenditure of monies collected to provide for the continuing education of those officials and employees associated with the probate courts and certain law enforcement offices.

FUND T0400 - PUBLIC HEALTH FUND

The Tarrant County Hospital District provides funding for the operation of the Tarrant County Health Department in an effort to aggregate the cost of health service to Tarrant County residents. This funding arrangement began in 1999. These costs were previously paid from the County's General fund. This fund also includes the Medicaid 1115 Waiver, this waiver is to enhance access to health care, increase the quality of care, improve the cost-effectiveness of care provided and better serve the health of the patients and their families.

FUND 22300 - CONSUMER HEALTH FUND

This fund was established, pursuant to State statutes, to account for the collection of food permit fees and expenditures incurred in connection with issuing permits and conducting inspections.

COURT DESIGNATED FUNDS

These funds were established to account for the collection and expenditures of court ordered fees, pursuant to State statutes. These funds are further described on page 33.

FUNDS (D6200-D8700) - DISTRICT ATTORNEY CONTRACTS

These funds are used to account for monies collected by the District Attorney which are used in the investigation of criminal activities. These monies consist primarily of fees for bad checks and forfeited monies resulting from narcotics related convictions.

FUNDS (S4300-S9700) – SHERIFF CONTRACTS

These funds are used to account for monies collected by activities in the Sheriff Department. These activities include fees from operation of the jail commissary which are used for the benefit of the jail inmates. Some of these funds are the custody of the Sheriff. Monies are also collected from forfeitures resulting from narcotics related activities.

FUNDS (G1100,T0500-T9900) – MISCELLANEOUS CONTRACTS

These funds are used to account for monies received by Tarrant County as contributions for specified purposes.

TARRANT COUNTY, TEXAS
COMBINING BALANCE SHEET
OTHER GOVERNMENTAL FUNDS
AS OF 8/31/2017

COMBINED TOTAL		LAW LIBRARY	VEHICLE INVENTORY TAX	RECORDS PRESERVATION FUNDS	EDUCATION
ASSETS					
\$55,604,779.94	CASH AND INVESTMENTS	\$800,706.85	\$761,768.92	\$16,867,301.14	\$217,072.50
548,584.30	OTHER RECEIVABLES	10,779.00	0.00	49,748.20	310.00
105,815.86	PREPAID EXPENSES AND INVENTORY	166.67	0.00	5,412.16	0.00
\$56,259,180.10	TOTAL ASSETS	\$811,652.52	\$761,768.92	\$16,922,461.50	\$217,382.50
LIABILITIES AND FUND BALANCE					
LIABILITIES:					
\$1,154,824.35	ACCOUNTS PAYABLE	\$59,086.04	\$0.00	\$2,648.54	\$878.36
3,358,504.13	OTHER LIABILITIES	17,238.75	3,029.91	121,119.64	0.00
112,616.84	DUE TO OTHER FUNDS	0.00	0.00	0.00	0.00
14,200.00	UNEARNED REVENUE	0.00	0.00	0.00	0.00
4,640,145.32	TOTAL LIABILITIES	76,324.79	3,029.91	123,768.18	878.36
FUND BALANCE :					
51,619,034.78	FUND BALANCES	735,327.73	758,739.01	16,798,693.32	216,504.14
\$56,259,180.10	TOTAL LIABILITIES AND FUND BALANCE	\$811,652.52	\$761,768.92	\$16,922,461.50	\$217,382.50


<u>PUBLIC HEALTH</u>	<u>CONSUMER HEALTH</u>	<u>COURT DESIGNATED FUNDS</u>	<u>DISTRICT ATTORNEY CONTRACTS</u>	<u>SHERIFF CONTRACTS</u>	<u>MISCELLANEOUS CONTRACTS</u>
\$19,256,258.53	\$589,111.99	\$2,255,501.23	\$3,972,444.00	\$4,544,988.22	\$6,339,626.56
0.00	0.00	6,883.56	0.00	0.00	480,863.54
30,448.90	0.00	0.00	0.00	69,788.13	0.00
<u>\$19,286,707.43</u>	<u>\$589,111.99</u>	<u>\$2,262,384.79</u>	<u>\$3,972,444.00</u>	<u>\$4,614,776.35</u>	<u>\$6,820,490.10</u>

\$119,235.59	\$116.02	\$16,370.09	\$92,244.32	\$17,948.58	\$846,296.81
580,499.48	41,101.69	16,171.47	2,457,021.90	47,635.57	74,685.72
0.00	0.00	0.00	0.00	58,171.14	54,445.70
0.00	0.00	0.00	0.00	0.00	14,200.00
699,735.07	41,217.71	32,541.56	2,549,266.22	123,755.29	989,628.23
<u>18,586,972.36</u>	<u>547,894.28</u>	<u>2,229,843.23</u>	<u>1,423,177.78</u>	<u>4,491,021.06</u>	<u>5,830,861.87</u>
<u>\$19,286,707.43</u>	<u>\$589,111.99</u>	<u>\$2,262,384.79</u>	<u>\$3,972,444.00</u>	<u>\$4,614,776.35</u>	<u>\$6,820,490.10</u>

TARRANT COUNTY, TEXAS
COMBINING STATEMENT OF REVENUES AND EXPENDITURES
AND CHANGES IN FUND BALANCE
OTHER GOVERNMENTAL FUNDS
FOR THE ELEVEN (11) MONTHS ENDED 8/31/2017

COMBINED TOTAL		LAW LIBRARY	VEHICLE INVENTORY TAX	RECORDS PRESERVATION FUNDS	EDUCATION
	REVENUES:				
\$361,996.65	TAXES & LICENSES	\$0.00	\$361,996.65	\$0.00	\$0.00
13,420,775.99	FEES OF OFFICE	1,104,928.58	54,391.65	4,365,232.89	23,790.00
24,141,157.53	INTERGOVERNMENTAL	0.00	0.00	0.00	90,969.50
366,647.09	INVESTMENT INCOME	5,624.06	3,847.21	121,792.21	0.00
3,519,794.01	MISCELLANEOUS	30,379.99	57.73	112.31	0.00
<u>41,810,371.27</u>	TOTAL REVENUES	<u>1,140,932.63</u>	<u>420,293.24</u>	<u>4,487,137.41</u>	<u>114,759.50</u>
	EXPENDITURES:				
	CURRENT:				
5,403,460.64	GENERAL GOVERNMENT	0.00	62,516.71	2,114,053.46	0.00
2,269,115.92	PUBLIC SAFETY	0.00	0.00	0.00	107,376.65
2,196,667.58	JUDICIAL	111,082.10	0.00	644,566.90	25,235.90
24,426,678.02	COMMUNITY SERVICES	903,329.04	0.00	0.00	0.00
648,872.86	CAPITAL/CONSTRUCTION	0.00	15,422.49	147,342.51	0.00
<u>34,944,795.02</u>	TOTAL EXPENDITURES	<u>1,014,411.14</u>	<u>77,939.20</u>	<u>2,905,962.87</u>	<u>132,612.55</u>
6,865,576.25	EXCESS (DEFICIT) OF REVENUES OVER EXPENDITURES	126,521.49	342,354.04	1,581,174.54	(17,853.05)
	OTHER FINANCING SOURCES (USES):				
1,024,385.27	OPERATING TRANSFERS IN	0.00	0.00	0.00	0.00
<u>(1,466,444.38)</u>	OPERATING TRANSFERS OUT	<u>0.00</u>	<u>0.00</u>	<u>0.00</u>	<u>0.00</u>
6,423,517.14	EXCESS (DEFICIT) OF REVENUES AND OPERATING TRANSFERS OVER EXPENDITURES	126,521.49	342,354.04	1,581,174.54	(17,853.05)
	FUND BALANCES:				
<u>45,195,517.64</u>	BEGINNING OF PERIOD	<u>608,806.24</u>	<u>416,384.97</u>	<u>15,217,518.78</u>	<u>234,357.19</u>
<u>\$51,619,034.78</u>	END OF PERIOD	<u>\$735,327.73</u>	<u>\$758,739.01</u>	<u>\$16,798,693.32</u>	<u>\$216,504.14</u>

<u>PUBLIC HEALTH</u>	<u>CONSUMER HEALTH</u>	<u>COURT DESIGNATED FUNDS</u>	<u>DISTRICT ATTORNEY CONTRACTS</u>	<u>SHERIFF CONTRACTS</u>	<u>MISCELLANEOUS CONTRACTS</u>
\$0.00	\$0.00	\$0.00	\$0.00	\$0.00	\$0.00
1,030,649.76	914,971.90	1,497,905.88	10,765.71	0.00	4,418,139.62
21,004,389.58	0.00	80,000.00	0.00	0.00	2,965,798.45
131,739.95	4,162.30	17,192.94	11,101.30	34,130.59	37,056.53
697.91	0.00	0.95	727,204.82	1,770,046.12	991,294.18
<u>22,167,477.20</u>	<u>919,134.20</u>	<u>1,595,099.77</u>	<u>749,071.83</u>	<u>1,804,176.71</u>	<u>8,412,288.78</u>
225,928.83	0.00	406,663.13	0.00	0.00	2,594,298.51
0.00	0.00	78,082.36	0.00	1,454,298.47	629,358.44
0.00	0.00	551,815.57	212,424.40	0.00	651,542.71
18,327,215.17	931,354.30	0.00	0.00	0.00	4,264,779.51
281,769.58	0.00	26,286.38	108,625.33	55,204.60	14,221.97
<u>18,834,913.58</u>	<u>931,354.30</u>	<u>1,062,847.44</u>	<u>321,049.73</u>	<u>1,509,503.07</u>	<u>8,154,201.14</u>
3,332,563.62	(12,220.10)	532,252.33	428,022.10	294,673.64	258,087.64
549,630.00	0.00	0.00	0.00	0.00	474,755.27
<u>(549,630.00)</u>	<u>0.00</u>	<u>(549,254.35)</u>	<u>(315,635.03)</u>	<u>0.00</u>	<u>(51,925.00)</u>
3,332,563.62	(12,220.10)	(17,002.02)	112,387.07	294,673.64	680,917.91
<u>15,254,408.74</u>	<u>560,114.38</u>	<u>2,246,845.25</u>	<u>1,310,790.71</u>	<u>4,196,347.42</u>	<u>5,149,943.96</u>
<u>\$18,586,972.36</u>	<u>\$547,894.28</u>	<u>\$2,229,843.23</u>	<u>\$1,423,177.78</u>	<u>\$4,491,021.06</u>	<u>\$5,830,861.87</u>



**TARRANT COUNTY, TEXAS
RECORDS PRESERVATION FUNDS
FUND DESCRIPTION**

FUND 21100 - RECORDS PRESERVATION & AUTOMATION FUND - FILINGS

This fund was established, pursuant to State statutes, to account for the collection and expenditure of monies collected from filing fees to allow for the preservation and automation of County records. The County Clerk has discretion over the use of this fund.

FUND 21200 - RECORDS PRESERVATION & AUTOMATION FUND - CONVICTIONS

This fund was established, pursuant to State statutes, to account for the collection and expenditure of monies collected in court for the preservation and automation of County records.

FUND 21300 - RECORDS PRESERVATION & RESTORATION FUND

This fund was established, pursuant to State statutes, to account for the collection and expenditure of monies collected from filing fees for the preservation and restoration of County records.

FUND 21400 - COURT RECORD PRESERVATION FUND

This fund was established, pursuant to State statutes, to account for the collection and expenditure of monies collected from filing fees for the preservation and restoration of County records.

FUND 21500 – DISTRICT COURT RECORDS TECHNOLOGY (ARCHIVE) FUND

This fund was established, pursuant to State statutes, to account for the collection and expenditure of monies collected from filing fees for the preservation and restoration of district court records archives.

**TARRANT COUNTY, TEXAS
COMBINING BALANCE SHEET
RECORD PRESERVATION FUNDS
AS OF 8/31/2017**

<u>COMBINED TOTAL</u>		<u>RECORDS PRESERVATION & AUTOMATION -FILINGS</u>	<u>RECORDS PRESERVATION & AUTOMATION -CONVICTIONS</u>	<u>RECORDS PRESERVATION & RESTORATION</u>
ASSETS				
\$16,867,301.14	CASH AND INVESTMENTS	\$6,757,873.98	\$680,157.73	\$7,124,744.71
49,748.20	OTHER RECEIVABLES	21,871.00	2,539.20	20,905.00
<u>5,412.16</u>	PREPAID EXPENSES AND INVENTORY	<u>0.00</u>	<u>0.00</u>	<u>5,412.16</u>
<u>\$16,922,461.50</u>	TOTAL ASSETS	<u>\$6,779,744.98</u>	<u>\$682,696.93</u>	<u>\$7,151,061.87</u>
LIABILITIES AND FUND BALANCE				
LIABILITIES:				
\$2,648.54	ACCOUNTS PAYABLE	\$2,513.12	\$0.00	\$135.42
<u>121,119.64</u>	OTHER LIABILITIES	<u>47,450.83</u>	<u>20,078.19</u>	<u>35,485.65</u>
123,768.18	TOTAL LIABILITIES	49,963.95	20,078.19	35,621.07
FUND BALANCE :				
<u>16,798,693.32</u>	FUND BALANCES	<u>6,729,781.03</u>	<u>662,618.74</u>	<u>7,115,440.80</u>
<u>\$16,922,461.50</u>	TOTAL LIABILITIES AND FUND BALANCE	<u>\$6,779,744.98</u>	<u>\$682,696.93</u>	<u>\$7,151,061.87</u>

<u>COURT RECORD PRESERVATION</u>	<u>DISTRICT COURT RECORDS TECHNOLOGY (ARCHIVE)</u>
\$1,246,415.95	\$1,058,108.77
3,073.00	1,360.00
0.00	0.00
<u>\$1,249,488.95</u>	<u>\$1,059,468.77</u>

\$0.00	\$0.00
<u>10,318.51</u>	<u>7,786.46</u>
10,318.51	7,786.46

<u>1,239,170.44</u>	<u>1,051,682.31</u>
<u>\$1,249,488.95</u>	<u>\$1,059,468.77</u>

**TARRANT COUNTY, TEXAS
COMBINING STATEMENT OF REVENUES AND EXPENDITURES
AND CHANGES IN FUND BALANCE
RECORDS PRESERVATION FUNDS
FOR THE ELEVEN (11) MONTHS ENDED 8/31/2017**

COMBINED TOTAL		RECORDS PRESERVATION & AUTOMATION -FILINGS	RECORDS PRESERVATION & AUTOMATION -CONVICTIONS	RECORDS PRESERVATION RESTORATION
REVENUES:				
\$4,365,232.89	FEEES OF OFFICE	\$1,630,687.92	\$591,993.27	\$1,530,680.00
121,792.21	INVESTMENT INCOME	49,313.88	4,579.84	51,310.20
112.31	MISCELLANEOUS	111.51	0.00	0.00
<u>4,487,137.41</u>	TOTAL REVENUES	<u>1,680,113.31</u>	<u>596,573.11</u>	<u>1,581,990.20</u>
EXPENDITURES:				
CURRENT:				
2,114,053.46	GENERAL GOVERNMENT	893,035.83	418,415.87	802,601.76
644,566.90	JUDICIAL	224,049.75	0.00	23,922.97
147,342.51	CAPITAL/CONSTRUCTION	115,981.27	30,868.99	483.60
<u>2,905,962.87</u>	TOTAL EXPENDITURES	<u>1,233,066.85</u>	<u>449,284.86</u>	<u>827,008.33</u>
1,581,174.54	EXCESS (DEFICIT) OF REVENUES OVER EXPENDITURES	447,046.46	147,288.25	754,981.87
OTHER FINANCING SOURCES (USES):				
<u>0.00</u>	OPERATING TRANSFERS OUT	<u>0.00</u>	<u>0.00</u>	<u>0.00</u>
1,581,174.54	EXCESS (DEFICIT) OF REVENUES AND OPERATING TRANSFERS OVER EXPENDITURES	447,046.46	147,288.25	754,981.87
FUND BALANCES:				
<u>15,217,518.78</u>	BEGINNING OF PERIOD	<u>6,282,734.57</u>	<u>515,330.49</u>	<u>6,360,458.93</u>
<u>\$16,798,693.32</u>	END OF PERIOD	<u>\$6,729,781.03</u>	<u>\$662,618.74</u>	<u>\$7,115,440.80</u>

<u>COURT RECORD PRESERVATION</u>	<u>DISTRICT COURT RECORDS TECHNOLOGY (ARCHIVE)</u>
\$353,375.30	\$258,496.40
8,911.58	7,676.71
<u>0.80</u>	<u>0.00</u>
362,287.68	266,173.11
0.00	0.00
219,604.44	176,989.74
<u>8.65</u>	<u>0.00</u>
<u>219,613.09</u>	<u>176,989.74</u>
142,674.59	89,183.37
<u>0.00</u>	<u>0.00</u>
142,674.59	89,183.37
<u>1,096,495.85</u>	<u>962,498.94</u>
<u>\$1,239,170.44</u>	<u>\$1,051,682.31</u>



**TARRANT COUNTY, TEXAS
COURT DESIGNATED FUNDS
FUND DESCRIPTION**

FUND 22100 - COURTHOUSE SECURITY FUND

This fund was established, pursuant to State statutes, to account for the collection of Courthouse security fees assessed in court cases. Revenue is subsequently transferred to the general fund where expenditures for Courthouse security are recorded.

FUND 22400 – JUVENILE DELINQUENCY PREVENTION FUND

This fund was established, pursuant to State statutes, to account for the collection of a fee related to graffiti court cases. The revenues in this fund are to be used to repair damages, provide educational and intervention programs, and provide rewards to the public for aiding in the apprehension and prosecution of offenders who commit graffiti offenses.

FUND 22500 - ALTERNATIVE DISPUTE RESOLUTION SYSTEM (ADRS)

This fund was established, pursuant to State statutes, to account for an alternative dispute resolution system for the peaceable and expeditious resolution of citizen disputes.

FUND 22600 – PROBATE CONTRIBUTIONS FUND

This fund was established, pursuant to State statutes, to account for the collection of a fee under Section 51.704. The revenues in this fund are to be used for court-related purposes for the support of the statutory probate courts.

FUND 24300 - APPELLATE JUDICIAL SYSTEM FUND

This fund was established, pursuant to State statutes, to account for the collection and expenditure of monies collected in civil cases to provide for a portion of the operational costs of the Court of Appeals.

FUND 22700 – JUSTICE COURT TECHNOLOGY FUND

This fund was established, pursuant to State statutes, to account for the collection and expenditure of monies to provide for technology in the justice of the peace courts.

FUND 22800 – JUSTICE COURT BUILDING SECURITY FUND

This fund was established, pursuant to State statutes, to account for the collection and expenditure of monies to provide for security in the justice court buildings.

FUND 22900 – CHILD ABUSE PREVENTION FUND

This fund was established, pursuant to State statutes, to account for the collection and expenditure of monies to provide for child abuse prevention programs.

FUND 23000 – FAMILY PROTECTION FUND

This fund was established, pursuant to State statutes, to account for the collection and expenditure of monies to provide for family protection services.

FUND 23100 – GUARDIANSHIP FUND

This fund was established, pursuant to State statutes, to account for the collection and expenditure of monies to provide compensation of a guardian ad litem, an attorney ad litem, and/or fund local guardianship programs for indigent incapacitated persons.

FUND 23200 – DRUG AND ALCOHOL COURT FUND

This fund was established, pursuant to State statutes, to account for the collection and expenditure of monies to provide for drug and alcohol court program.

FUND 23300 – COUNTY AND DISTRICT COURT TECHNOLOGY FUND

This fund was established, pursuant to State statutes, to account for the collection and expenditure of monies to provide for county and district court technology.

TARRANT COUNTY, TEXAS
COMBINING BALANCE SHEET
COURT DESIGNATED FUNDS
AS OF 8/31/2017

<u>COMBINED TOTAL</u>		<u>COURTHOUSE SECURITY</u>	<u>JUVENILE DELINQUENCY PREVENTION</u>	<u>ADRS</u>	<u>PROBATE CONTRIBUTION FUND</u>	<u>APPELLATE JUDICIAL SYSTEM</u>
ASSETS						
\$2,255,501.23	CASH AND INVESTMENTS	\$0.00	\$2,476.26	\$832,667.72	\$245,513.26	\$33,540.17
<u>6,883.56</u>	OTHER RECEIVABLES	<u>0.00</u>	<u>0.00</u>	<u>3,634.00</u>	<u>0.00</u>	<u>1,515.00</u>
<u>\$2,262,384.79</u>	TOTAL ASSETS	<u>\$0.00</u>	<u>\$2,476.26</u>	<u>\$836,301.72</u>	<u>\$245,513.26</u>	<u>\$35,055.17</u>
LIABILITIES AND FUND BALANCE						
LIABILITIES:						
\$16,370.09	ACCOUNTS PAYABLE	\$0.00	\$0.00	\$0.00	\$0.00	\$0.00
<u>16,171.47</u>	OTHER LIABILITIES	<u>0.00</u>	<u>0.00</u>	<u>0.00</u>	<u>1,808.96</u>	<u>4,283.97</u>
32,541.56	TOTAL LIABILITIES	0.00	0.00	0.00	1,808.96	4,283.97
FUND BALANCE :						
<u>2,229,843.23</u>	FUND BALANCES	<u>0.00</u>	<u>2,476.26</u>	<u>836,301.72</u>	<u>243,704.30</u>	<u>30,771.20</u>
<u>\$2,262,384.79</u>	TOTAL LIABILITIES AND FUND BALANCE	<u>\$0.00</u>	<u>\$2,476.26</u>	<u>\$836,301.72</u>	<u>\$245,513.26</u>	<u>\$35,055.17</u>

<u>JUSTICE COURT TECHNOLOGY FUND</u>	<u>JUSTICE COURT BLDG SECURITY FUND</u>	<u>CHILD ABUSE PREVENTION FUND</u>	<u>FAMILY PROTECTION FUND</u>	<u>GUARDIANSHIP FUND</u>	<u>DRUG & ALCOHOL COURT</u>	<u>COUNTY AND DISTRICT COURT TECHNOLOGY FUND</u>
\$148,399.81	\$120.79	\$61,048.11	\$183,348.04	\$58,490.53	\$584,840.34	\$105,056.20
0.00	0.00	0.00	345.00	1,260.00	106.74	22.82
<u>\$148,399.81</u>	<u>\$120.79</u>	<u>\$61,048.11</u>	<u>\$183,693.04</u>	<u>\$59,750.53</u>	<u>\$584,947.08</u>	<u>\$105,079.02</u>
\$0.00	\$0.00	\$0.00	\$0.00	\$0.00	\$16,370.09	\$0.00
0.00	0.00	0.00	0.00	0.00	10,078.54	0.00
0.00	0.00	0.00	0.00	0.00	26,448.63	0.00
<u>148,399.81</u>	<u>120.79</u>	<u>61,048.11</u>	<u>183,693.04</u>	<u>59,750.53</u>	<u>558,498.45</u>	<u>105,079.02</u>
<u>\$148,399.81</u>	<u>\$120.79</u>	<u>\$61,048.11</u>	<u>\$183,693.04</u>	<u>\$59,750.53</u>	<u>\$584,947.08</u>	<u>\$105,079.02</u>

TARRANT COUNTY, TEXAS
COMBINING STATEMENT OF REVENUES AND EXPENDITURES
AND CHANGES IN FUND BALANCE
COURT DESIGNATED FUNDS
FOR THE ELEVEN (11) MONTHS ENDED 8/31/2017

<u>COMBINED TOTAL</u>		<u>COURTHOUSE SECURITY</u>	<u>JUVENILE DELINQUENCY PREVENTION</u>	<u>ADRS</u>	<u>PROBATE CONTRIBUTION FUND</u>	<u>APPELLATE JUDICIAL SYSTEM</u>
	REVENUES:					
\$1,497,905.88	FEES OF OFFICE	\$543,054.35	\$200.00	\$365,602.13	\$0.00	\$150,263.00
80,000.00	INTERGOVERNMENTAL	0.00	0.00	0.00	80,000.00	0.00
17,192.94	INVESTMENT INCOME	0.00	18.12	6,288.75	1,929.15	240.55
0.95	MISCELLANEOUS	0.00	0.00	0.00	0.00	0.00
<u>1,595,099.77</u>	TOTAL REVENUES	<u>543,054.35</u>	<u>218.12</u>	<u>371,890.88</u>	<u>81,929.15</u>	<u>150,503.55</u>
	EXPENDITURES:					
	CURRENT:					
406,663.13	GENERAL GOVERNMENT	0.00	0.00	326,663.13	0.00	0.00
78,082.36	PUBLIC SAFETY	0.00	0.00	0.00	0.00	0.00
551,815.57	JUDICIAL	0.00	0.00	0.00	96,510.40	143,954.16
26,286.38	CAPITAL/CONSTRUCTION	0.00	0.00	0.00	0.00	0.00
<u>1,062,847.44</u>	TOTAL EXPENDITURES	<u>0.00</u>	<u>0.00</u>	<u>326,663.13</u>	<u>96,510.40</u>	<u>143,954.16</u>
532,252.33	EXCESS (DEFICIT) OF REVENUES OVER EXPENDITURES	543,054.35	218.12	45,227.75	(14,581.25)	6,549.39
	OTHER FINANCING SOURCES (USES):					
<u>(549,254.35)</u>	OPERATING TRANSFERS OUT	<u>(543,054.35)</u>	<u>0.00</u>	<u>0.00</u>	<u>0.00</u>	<u>0.00</u>
(17,002.02)	EXCESS (DEFICIT) OF REVENUES AND OPERATING TRANSFERS OVER EXPENDITURES	0.00	218.12	45,227.75	(14,581.25)	6,549.39
	FUND BALANCES:					
<u>2,246,845.25</u>	BEGINNING OF PERIOD	<u>0.00</u>	<u>2,258.14</u>	<u>791,073.97</u>	<u>258,285.55</u>	<u>24,221.81</u>
<u>\$2,229,843.23</u>	END OF PERIOD	<u>\$0.00</u>	<u>\$2,476.26</u>	<u>\$836,301.72</u>	<u>\$243,704.30</u>	<u>\$30,771.20</u>

JUSTICE COURT TECHNOLOGY FUND	JUSTICE COURT BUILDING SECURITY	CHILD ABUSE PREVENTION FUND	FAMILY PROTECTION FUND	GUARDIANSHIP FUND	DRUG & ALCOHOL COURT	COUNTY AND DISTRICT COURT TECHNOLOGY FUND
\$25,300.06	\$6,320.79	\$10,565.81	\$110,300.00	\$96,800.00	\$148,023.21	\$41,476.53
0.00	0.00	0.00	0.00	0.00	0.00	0.00
1,055.09	0.00	416.92	1,284.73	294.67	4,980.20	684.76
0.95	0.00	0.00	0.00	0.00	0.00	0.00
26,356.10	6,320.79	10,982.73	111,584.73	97,094.67	153,003.41	42,161.29
0.00	0.00	0.00	0.00	80,000.00	0.00	0.00
0.00	0.00	0.00	0.00	0.00	78,082.36	0.00
0.00	0.00	0.00	103,220.54	0.00	208,130.47	0.00
5,886.38	0.00	0.00	0.00	0.00	0.00	20,400.00
5,886.38	0.00	0.00	103,220.54	80,000.00	286,212.83	20,400.00
20,469.72	6,320.79	10,982.73	8,364.19	17,094.67	(133,209.42)	21,761.29
0.00	(6,200.00)	0.00	0.00	0.00	0.00	0.00
20,469.72	120.79	10,982.73	8,364.19	17,094.67	(133,209.42)	21,761.29
127,930.09	0.00	50,065.38	175,328.85	42,655.86	691,707.87	83,317.73
<u>\$148,399.81</u>	<u>\$120.79</u>	<u>\$61,048.11</u>	<u>\$183,693.04</u>	<u>\$59,750.53</u>	<u>\$558,498.45</u>	<u>\$105,079.02</u>



**TARRANT COUNTY, TEXAS
ENTERPRISE FUNDS
FUND DESCRIPTIONS**

FUND 51100 – RESOURCE CONNECTION

This fund was established to account for activities of the Resource Connection.

FUND 51200 – OIL & GAS ROYALTY FUND

This fund was established to account for proceeds from the lease of County mineral rights on the Resource Connection campus.

TARRANT COUNTY, TEXAS
STATEMENT OF NET POSITION
ENTERPRISE FUNDS
AS OF 8/31/2017

<u>COMBINED TOTAL</u>		<u>RESOURCE CONNECTION</u>	<u>OIL & GAS ROYALTY</u>
ASSETS			
\$2,482,164.95	CASH AND INVESTMENTS	\$1,275,827.56	\$1,206,337.39
21,660.95	OTHER RECEIVABLES (NET)	21,660.95	0.00
5,285.65	PREPAID EXPENSES & INVENTORY	5,285.65	0.00
<u>4,306,414.20</u>	FIXED ASSETS (NET)	<u>3,498,671.41</u>	<u>807,742.79</u>
<u>6,815,525.75</u>	TOTAL ASSETS	<u>4,801,445.57</u>	<u>2,014,080.18</u>
DEFERRED OUTFLOWS OF RESOURCES			
104,673.00	PENSION CONTRIBUTIONS AFTER MEASUREMENT DATE	104,673.00	0.00
255,513.00	DIFFERENCE IN PROJECTED AND ACTUAL EARNINGS	255,513.00	0.00
<u>53,062.00</u>	CHANGES IN ASSUMPTIONS	<u>53,062.00</u>	<u>0.00</u>
<u>413,248.00</u>	TOTAL DEFERRED OUTFLOWS OF RESOURCES	<u>413,248.00</u>	<u>0.00</u>
LIABILITIES			
17,872.61	ACCOUNTS PAYABLE	17,161.14	711.47
51,450.43	OTHER LIABILITIES	51,450.43	0.00
348,854.67	ADVANCE FROM CAPITAL PROJECTS FUND	348,854.67	0.00
58,990.82	UNEARNED REVENUE	58,990.82	0.00
1,081,604.00	NET PENSION LIABILITY	1,081,604.00	0.00
<u>179,787.50</u>	COMPENSATED ABSENCES	<u>179,787.50</u>	<u>0.00</u>
<u>1,738,560.03</u>	TOTAL LIABILITIES	<u>1,737,848.56</u>	<u>711.47</u>
DEFERRED INFLOWS OF RESOURCES			
<u>40,772.00</u>	DIFFERENCE IN EXPECTED AND ACTUAL EXPERIENCE	<u>40,772.00</u>	<u>0.00</u>
<u>40,772.00</u>	TOTAL DEFERRED INFLOWS OF RESOURCES	<u>40,772.00</u>	<u>0.00</u>
NET POSITION			
<u>5,449,441.72</u>	NET POSITION	<u>3,436,073.01</u>	<u>2,013,368.71</u>
<u>\$5,449,441.72</u>	TOTAL NET POSITION	<u>\$3,436,073.01</u>	<u>\$2,013,368.71</u>

TARRANT COUNTY, TEXAS
COMBINING STATEMENT OF REVENUES, EXPENSES
AND CHANGES IN FUND NET POSITION
ENTERPRISE FUNDS
FOR THE ELEVEN (11) MONTHS ENDED 8/31/2017

COMBINED TOTAL		RESOURCE CONNECTION	OIL & GAS ROYALTY
	OPERATING REVENUES:		
\$2,986,752.19	BUILDING RENTALS	\$2,986,752.19	\$0.00
132,682.10	OTHER REVENUES	4,030.68	128,651.42
3,119,434.29	TOTAL OPERATING REVENUES	2,990,782.87	128,651.42
	OPERATING EXPENSES:		
1,168,228.78	PERSONNEL	1,168,228.78	0.00
1,451,237.56	BUILDING AND EQUIPMENT	1,295,042.56	156,195.00
261,549.83	DEPRECIATION AND AMORTIZATION	187,450.93	74,098.90
28,030.65	INSURANCE PREMIUMS	28,030.65	0.00
148,786.63	OTHER EXPENSES	148,786.63	0.00
3,057,833.45	TOTAL OPERATING EXPENSES	2,827,539.55	230,293.90
61,600.84	OPERATING INCOME (LOSS)	163,243.32	(101,642.48)
	NON-OPERATING REVENUE (EXPENSE):		
17,576.44	INTEREST INCOME	8,545.36	9,031.08
79,177.28	NET INCOME (LOSS) BEFORE TRANSFERS	171,788.68	(92,611.40)
	OPERATING TRANSFERS:		
0.00	OPERATING TRANSFERS IN	0.00	0.00
0.00	OPERATING TRANSFERS OUT	0.00	0.00
79,177.28	NET INCOME (LOSS)	171,788.68	(92,611.40)
	NET POSITION:		
5,370,264.44	BEGINNING OF PERIOD	3,264,284.33	2,105,980.11
\$5,449,441.72	END OF PERIOD	\$3,436,073.01	\$2,013,368.71



**TARRANT COUNTY, TEXAS
INTERNAL SERVICE FUNDS
FUND DESCRIPTIONS**

FUND 61500 - SELF INSURANCE FUND

This fund was established to account for expenditures of bond proceeds received in fiscal year 1998 for the county self insured general liability claims.

FUND 61900 - WORKERS COMPENSATION

This fund was established to account for workers compensation claims. Prior to the establishment of fund 615, this fund was used for general liability and automobile/property damage claims.

FUND 62100 - COUNTY CLERK PROFESSIONAL LIABILITY FUND

This fund was established to account for the County Clerk's errors and omissions self insurance.

FUND 62200 - DISTRICT CLERK PROFESSIONAL LIABILITY FUND

This fund was established to account for the District Clerk's errors and omissions self insurance.

FUND 65100 - EMPLOYEE BENEFITS FUND

This fund was established to account for Tarrant County employee benefits.

TARRANT COUNTY, TEXAS
STATEMENT OF NET POSITION
INTERNAL SERVICE FUNDS
AS OF 8/31/2017

<u>COMBINED TOTAL</u>		<u>SELF INSURANCE</u>	<u>WORKERS COMPENSATION</u>	<u>COUNTY CLERK PROFESSIONAL LIABILITY</u>
ASSETS				
\$17,090,151.36	CASH AND INVESTMENTS	\$1,330,825.52	\$2,190,506.24	\$681,596.11
11,865.34	OTHER RECEIVABLES	2,109.35	0.00	0.00
<u>194,000.00</u>	PREPAID EXPENSES AND INVENTORY	<u>0.00</u>	<u>0.00</u>	<u>0.00</u>
<u>17,296,016.70</u>	TOTAL ASSETS	<u>1,332,934.87</u>	<u>2,190,506.24</u>	<u>681,596.11</u>
LIABILITIES				
352,783.13	ACCOUNTS PAYABLE	3,648.00	0.00	0.00
12,816,103.77	OTHER LIABILITIES	567,989.00	8,031,943.00	0.00
<u>68,419.90</u>	UNEARNED REVENUE	<u>0.00</u>	<u>0.00</u>	<u>0.00</u>
<u>13,237,306.80</u>	TOTAL LIABILITIES	<u>571,637.00</u>	<u>8,031,943.00</u>	<u>0.00</u>
NET POSITION				
<u>4,058,709.90</u>	NET POSITION	<u>761,297.87</u>	<u>(5,841,436.76)</u>	<u>681,596.11</u>
<u><u>\$4,058,709.90</u></u>	TOTAL NET POSITION	<u><u>\$761,297.87</u></u>	<u><u>(\$5,841,436.76)</u></u>	<u><u>\$681,596.11</u></u>

<u>DISTRICT CLERK PROFESSIONAL LIABILITY</u>	<u>EMPLOYEE BENEFITS</u>
\$597,364.86	\$12,289,858.63
0.00	9,755.99
<u>0.00</u>	<u>194,000.00</u>
<u>597,364.86</u>	<u>12,493,614.62</u>
0.00	349,135.13
0.00	4,216,171.77
<u>0.00</u>	<u>68,419.90</u>
<u>0.00</u>	<u>4,633,726.80</u>
<u>597,364.86</u>	<u>7,859,887.82</u>
<u><u>\$597,364.86</u></u>	<u><u>\$7,859,887.82</u></u>


TARRANT COUNTY, TEXAS
COMBINING STATEMENT OF REVENUES, EXPENSES
AND CHANGES IN FUND NET POSITION
INTERNAL SERVICE FUNDS
FOR THE ELEVEN (11) MONTHS ENDED 8/31/2017

<u>COMBINED TOTAL</u>		<u>SELF INSURANCE</u>	<u>WORKERS COMPENSATION</u>	<u>COUNTY CLERK PROFESSIONAL LIABILITY</u>
	OPERATING REVENUES:			
\$19,031,143.45	USER FEES	\$0.00	\$0.00	\$95.00
52,898,644.90	COUNTY CONTRIBUTIONS	0.00	2,622,122.69	0.00
1,030,151.12	OTHER REVENUES	9,169.95	83,001.22	0.00
72,959,939.47	TOTAL OPERATING REVENUES	9,169.95	2,705,123.91	95.00
	OPERATING EXPENSES:			
30,389.55	BUILDING AND EQUIPMENT	4,450.00	0.00	0.00
61,555,512.96	SELF INSURANCE CLAIMS	261,022.34	2,521,015.32	4,673.93
6,490,646.49	INSURANCE PREMIUMS	0.00	0.00	0.00
3,100,390.58	ADMINISTRATION	0.00	0.00	0.00
1,197,932.42	OTHER EXPENSES	46,141.67	153,706.66	0.00
72,374,872.00	TOTAL OPERATING EXPENSES	311,614.01	2,674,721.98	4,673.93
585,067.47	OPERATING INCOME (LOSS)	(302,444.06)	30,401.93	(4,578.93)
	NON-OPERATING REVENUE (EXPENSE):			
117,838.95	INTEREST INCOME	7,430.86	15,684.97	5,148.91
702,906.42	NET INCOME (LOSS) BEFORE TRANSFERS	(295,013.20)	46,086.90	569.98
	OPERATING TRANSFERS:			
625,000.00	OPERATING TRANSFERS IN	625,000.00	0.00	0.00
(385,530.93)	OPERATING TRANSFERS OUT	0.00	0.00	0.00
942,375.49	NET INCOME (LOSS)	329,986.80	46,086.90	569.98
	NET POSITION:			
3,116,334.41	BEGINNING OF PERIOD	431,311.07	(5,887,523.66)	681,026.13
\$4,058,709.90	END OF PERIOD	\$761,297.87	(\$5,841,436.76)	\$681,596.11

<u>DISTRICT CLERK PROFESSIONAL LIABILITY</u>	<u>EMPLOYEE BENEFITS</u>
\$175.00	\$19,030,873.45
0.00	50,276,522.21
<u>0.00</u>	<u>937,979.95</u>
175.00	70,245,375.61
0.00	25,939.55
0.00	58,768,801.37
0.00	6,490,646.49
0.00	3,100,390.58
<u>54,502.60</u>	<u>943,581.49</u>
<u>54,502.60</u>	<u>69,329,359.48</u>
(54,327.60)	916,016.13
4,705.54	84,868.67
<u>(49,622.06)</u>	<u>1,000,884.80</u>
0.00	0.00
<u>0.00</u>	<u>(385,530.93)</u>
(49,622.06)	615,353.87
<u>646,986.92</u>	<u>7,244,533.95</u>
<u>\$597,364.86</u>	<u>\$7,859,887.82</u>



TARRANT COUNTY
BUDGETARY INFORMATION



TARRANT COUNTY, TEXAS
SUMMARY BUDGET VERSUS ACTUAL (BUDGET BASIS) REVENUE AND EXPENDITURES
TAX SUPPORTED FUNDS
FOR THE ELEVEN (11) MONTHS ENDED 8/31/2017

	CURRENT MONTH ACTUAL	YTD ACTUAL	BUDGET	PERCENT	LAST YEAR PERCENT
<u>GENERAL FUND</u>					
REVENUES:					
Taxes	\$737,978	\$344,899,231	\$344,324,602	OVER 100%	OVER 100%
Licenses	112,795	1,096,979	1,230,400	89.16%	OVER 100%
Fees of Office	3,079,905	56,026,923	56,145,030	99.79%	OVER 100%
Intergovernmental	806,860	19,293,098	20,503,206	94.10%	96.76%
Investment Income	986,863	2,245,031	1,379,720	OVER 100%	OVER 100%
Other Revenues	732,258	10,472,071	11,387,850	91.96%	90.18%
Transfers	370,520	916,814	640,000	OVER 100%	95.67%
Contingent			5,000,000		
Cash Carryforward		80,685,538	75,394,155		
	<u>\$6,827,179</u>	<u>\$515,635,685</u>	<u>\$516,004,963</u>	<u>99.93%</u>	<u>OVER 100%</u>
EXPENDITURES:					
Personnel	\$26,918,467	\$284,656,085	\$321,917,911	88.43%	87.49%
Other	6,525,822	84,066,815	94,900,298	88.58%	85.81%
Transfers	3,586,780	40,144,450	43,807,418	91.64%	91.61%
Grant Match and Subsidy	7,367	2,034,278	4,214,129	48.27%	43.84%
Undesignated			4,887,309		
Contingent			5,000,000		
Reserves			41,277,898		
	<u>\$37,038,435</u>	<u>\$410,901,627</u>	<u>\$516,004,963</u>	<u>79.63%</u>	<u>78.05%</u>
<u>ROAD & BRIDGE FUND</u>					
REVENUES:					
Taxes	\$88	\$1,272	\$0	OVER 100%	OVER 100%
Fees of Office	1,462,960	15,950,450	18,125,000	88.00%	97.15%
Intergovernmental	40,545	169,125	30,000	OVER 100%	OVER 100%
Investment Income	10,335	84,027	39,000	OVER 100%	OVER 100%
Other Revenues	0	644,846	82,000	OVER 100%	OVER 100%
Transfers	559,287	6,152,153	6,711,440	91.67%	91.67%
Cash Carryforward		9,756,178	8,463,068		
	<u>\$2,073,215</u>	<u>\$32,758,051</u>	<u>\$33,450,508</u>	<u>97.93%</u>	<u>OVER 100%</u>
EXPENDITURES:					
Personnel	\$1,712,064	\$17,691,658	\$19,874,973	89.01%	85.47%
Other	462,971	7,501,613	13,268,147	56.54%	68.72%
Grant Match and Subsidy	16,499	218,227	259,651	84.05%	3.50%
Undesignated			47,737		
	<u>\$2,191,534</u>	<u>\$25,411,498</u>	<u>\$33,450,508</u>	<u>75.97%</u>	<u>76.11%</u>
<u>DEBT SERVICE FUND</u>					
REVENUES:					
Taxes	\$81,610	\$37,512,309	\$37,536,954	99.93%	OVER 100%
Investment Income	1,162	145,224	46,887	OVER 100%	OVER 100%
Other Revenues	0	250	0	OVER 100%	0.00%
Cash Carryforward		1,369,749	1,134,135		
	<u>\$82,772</u>	<u>\$39,027,532</u>	<u>\$38,717,976</u>	<u>OVER 100%</u>	<u>OVER 100%</u>
EXPENDITURES:					
Principal	\$0	\$25,940,000	\$25,940,000	100.00%	100.00%
Interest	0	11,770,975	11,770,976	100.00%	100.00%
Other Expenditures	300	3,800	7,000	54.29%	75.71%
Reserves			1,000,000		
	<u>\$300</u>	<u>\$37,714,775</u>	<u>\$38,717,976</u>	<u>97.41%</u>	<u>97.39%</u>

**TARRANT COUNTY, TEXAS
GENERAL FUND FEES OF OFFICE ANALYSIS
FOR THE ELEVEN (11) MONTHS ENDED 8/31/2017
(BUDGET BASIS)**

<u>FEE OFFICE</u>	<u>ACTUAL REVENUE</u>	<u>ANNUAL BUDGET</u>	<u>PERCENT COLLECTED</u>	<u>LAST YEAR PERCENT</u>
Tax Assessor/Collector	\$30,966,935	\$31,714,000	97.64%	OVER 100%
County Clerk	10,322,728	9,916,000	OVER 100%	OVER 100%
Sheriff	597,061	685,000	87.16%	86.85%
Constable 1	765,441	750,000	OVER 100%	OVER 100%
Constable 2	655,751	650,000	OVER 100%	97.82%
Constable 3	858,392	700,000	OVER 100%	91.66%
Constable 4	514,407	485,000	OVER 100%	97.48%
Constable 5	306,353	280,000	OVER 100%	OVER 100%
Constable 6	467,555	485,000	96.40%	OVER 100%
Constable 7	597,006	625,000	95.52%	85.91%
Constable 8	663,026	682,000	97.22%	96.96%
District Clerk	4,345,875	4,225,000	OVER 100%	98.41%
Domestic Relations	1,240,448	1,468,530	84.47%	83.62%
District Attorney	99,331	125,000	79.46%	82.88%
Justice of Peace 1	165,762	150,000	OVER 100%	OVER 100%
Justice of Peace 2	182,466	167,000	OVER 100%	97.55%
Justice of Peace 3	140,899	125,000	OVER 100%	97.57%
Justice of Peace 4	169,143	149,000	OVER 100%	91.14%
Justice of Peace 5	86,874	90,000	96.53%	OVER 100%
Justice of Peace 6	183,421	175,000	OVER 100%	OVER 100%
Justice of Peace 7	168,522	174,000	96.85%	83.56%
Justice of Peace 8	120,775	126,000	95.85%	98.03%
County Courts	18,876	18,000	OVER 100%	OVER 100%
Elections	2,486	1,500	OVER 100%	84.04%
Medical Examiner	1,995,823	1,852,000	OVER 100%	OVER 100%
Other	<u>391,567</u>	<u>327,000</u>	OVER 100%	OVER 100%
TOTAL	<u><u>\$56,026,923</u></u>	<u><u>\$56,145,030</u></u>	99.79%	OVER 100%
RATABLE COLLECTION PERCENTAGE			<u><u>91.67%</u></u>	

**TARRANT COUNTY, TEXAS
BUDGET REPORT
FOR THE ELEVEN (11) MONTHS ENDED 8/31/2017**

GENERAL FUND	CURRENT MONTH EXPENDITURES	ENCUMBRANCES AND COMMITMENTS	TOTAL EXPENDITURES ENCUMBRANCES & COMMITMENTS	TOTAL BUDGET	UNEXPENDED BUDGET	% BUDGET USED
County Judge	88,520.32	-	953,494.73	1,105,322.00	151,827.27	86.26%
County Administrator	225,631.73	9,806.44	2,345,821.10	2,615,551.00	269,729.90	89.69%
Non-Departmental	4,755,712.69	313,602.81	54,041,708.34	61,291,161.00	7,249,452.66	88.17%
Auditor	610,180.95	8,583.14	6,322,751.62	6,998,383.00	675,631.38	90.35%
Budget/Risk Management	71,734.27	-	695,604.30	797,649.00	102,044.70	87.21%
Tax Assessor / Collector	1,180,595.21	140,122.62	13,405,709.24	15,312,288.00	1,906,578.76	87.55%
Elections Administration	220,990.51	19,411.19	4,879,792.24	5,896,604.00	1,016,811.76	82.76%
Information Technology	2,423,093.53	954,720.99	36,477,338.77	41,200,989.00	4,723,650.23	88.54%
Human Resources	274,951.39	45,483.58	2,844,044.48	3,147,923.00	303,878.52	90.35%
Purchasing	218,640.55	1,035.85	2,147,673.33	2,345,873.00	198,199.67	91.55%
Facilities	360,939.74	114,021.25	3,881,463.95	4,635,028.00	753,564.05	83.74%
Sheriff	3,709,134.68	212,524.64	39,814,552.80	44,738,225.00	4,923,672.20	88.99%
Sheriff - Confinement	6,663,663.78	747,140.07	71,080,280.48	79,487,198.00	8,406,917.52	89.42%
Constable Precinct 1	110,496.75	368.48	1,151,302.43	1,279,153.00	127,850.57	90.01%
Constable Precinct 2	103,314.78	202.57	1,105,997.75	1,215,267.00	109,269.25	91.01%
Constable Precinct 3	122,064.46	11,522.25	1,269,866.72	1,388,080.00	118,213.28	91.48%
Constable Precinct 4	87,306.34	5,907.34	918,926.30	999,938.00	81,011.70	91.90%
Constable Precinct 5	73,950.89	3,130.10	782,643.60	856,657.00	74,013.40	91.36%
Constable Precinct 6	68,906.91	6,303.58	829,407.45	937,470.00	108,062.55	88.47%
Constable Precinct 7	111,146.31	2,906.72	1,164,121.64	1,294,828.00	130,706.36	89.91%
Constable Precinct 8	94,208.87	3,609.09	965,089.52	1,167,318.00	202,228.48	82.68%
Medical Examiner	792,023.84	154,997.36	8,619,130.08	9,310,997.00	691,866.92	92.57%
Fire Marshal	36,003.39	1,202.74	366,815.39	399,153.00	32,337.61	91.90%
Community Supervision	9,553.98	-	90,319.42	177,962.00	87,642.58	50.75%
Juvenile Services	1,496,321.29	331,735.33	16,258,237.79	17,971,400.00	1,713,162.21	90.47%
Pretrial Services	117,467.11	701.64	1,220,601.03	1,372,026.00	151,424.97	88.96%
Buildings	2,237,391.30	1,335,695.84	19,300,626.96	22,575,320.00	3,274,693.04	85.49%
17TH District Court	27,778.98	-	269,356.19	294,117.00	24,760.81	91.58%
48TH District Court	24,509.32	-	251,384.40	276,933.00	25,548.60	90.77%
67TH District Court	25,068.83	-	254,282.71	277,401.00	23,118.29	91.67%
96TH District Court	24,201.99	164.78	250,388.68	275,624.00	25,235.32	90.84%
141ST District Court	25,197.01	458.48	267,613.84	276,751.00	9,137.16	96.70%
153RD District Court	25,269.24	-	257,458.68	285,263.00	27,804.32	90.25%
236TH District Court	25,110.66	17.59	257,366.45	295,586.00	38,219.55	87.07%
342ND District Court	23,867.29	706.00	253,500.55	276,901.00	23,400.45	91.55%
348TH District Court	24,389.05	128.45	256,564.80	275,416.00	18,851.20	93.16%
352ND District Court	21,979.39	172.92	236,260.06	286,331.00	50,070.94	82.51%
Criminal District Court 1	205,401.99	148.06	1,387,873.87	1,499,767.00	111,893.13	92.54%
Criminal District Court 2	122,460.67	8.00	1,323,830.72	1,478,997.00	155,166.28	89.51%
Criminal District Court 3	125,163.85	121.80	1,477,315.07	1,486,839.00	9,523.93	99.36%
Criminal District Court 4	137,938.84	-	1,185,041.18	1,338,214.00	153,172.82	88.55%
213TH District Court	132,413.41	16.23	1,514,431.35	1,538,818.00	24,386.65	98.42%
297TH District Court	124,645.73	57.50	1,308,420.31	1,317,712.00	9,291.69	99.29%
371ST District Court	124,024.97	21.85	1,696,786.43	1,829,347.00	132,560.57	92.75%
372ND District Court	135,496.21	124.88	1,462,825.31	1,658,728.00	195,902.69	88.19%
396TH District Court	185,732.38	-	1,531,557.48	1,726,499.00	194,941.52	88.71%
432ND District Court	171,955.21	-	2,015,909.12	2,171,511.00	155,601.88	92.83%
Magistrate Court	79,216.11	-	841,549.86	916,469.00	74,919.14	91.83%
231ST District Court	52,317.87	-	557,731.43	619,158.00	61,426.57	90.08%
233RD District Court	67,482.13	-	665,042.93	763,715.00	98,672.07	87.08%
322ND District Court	47,855.60	-	528,738.77	616,447.00	87,708.23	85.77%
323RD District Court	311,584.22	500.00	2,874,552.31	3,138,886.00	264,333.69	91.58%
324TH District Court	59,276.13	72.13	628,405.55	701,483.00	73,077.45	89.58%
325TH District Court	61,225.48	12.37	585,116.25	636,065.00	50,948.75	91.99%
360TH District Court	46,016.26	43.23	567,002.13	600,761.00	33,758.87	94.38%
Special Judges	42,968.83	-	257,847.17	272,383.00	14,535.83	94.66%
Criminal Court Administration	134,366.48	3,413.20	1,314,530.20	1,511,768.00	197,237.80	86.95%
Grand Jury	16,150.34	-	169,523.89	184,293.00	14,769.11	91.99%
Criminal Attorney Appointment	57,554.72	263.00	586,900.73	673,630.00	86,729.27	87.13%
Criminal Mental Health Court	20,275.17	-	181,932.31	250,004.00	68,071.69	72.77%
County Court at Law #1	52,718.46	807.63	520,998.34	570,841.00	49,842.66	91.27%
County Court at Law #2	52,879.14	-	523,658.69	570,401.00	46,742.31	91.81%
County Court at Law #3	48,752.22	-	506,496.42	567,360.00	60,863.58	89.27%
County Criminal Court 1	62,865.12	53.57	731,002.16	882,608.00	151,605.84	82.82%

**TARRANT COUNTY, TEXAS
BUDGET REPORT
FOR THE ELEVEN (11) MONTHS ENDED 8/31/2017**

	<u>CURRENT MONTH EXPENDITURES</u>	<u>ENCUMBRANCES AND COMMITMENTS</u>	<u>TOTAL EXPENDITURES ENCUMBRANCES & COMMITMENTS</u>	<u>TOTAL BUDGET</u>	<u>UNEXPENDED BUDGET</u>	<u>% BUDGET USED</u>
GENERAL FUND (cont'd)						
County Criminal Court 2	67,570.49	-	796,306.70	868,822.00	72,515.30	91.65%
County Criminal Court 3	68,997.95	133.24	754,733.59	840,613.00	85,879.41	89.78%
County Criminal Court 4	79,823.64	-	801,943.34	876,747.00	74,803.66	91.47%
County Criminal Court 5	101,243.17	16,939.44	1,037,214.48	1,211,875.00	174,660.52	85.59%
County Criminal Court 6	66,015.44	125.38	682,440.53	742,407.00	59,966.47	91.92%
County Criminal Court 7	62,678.77	164.48	769,137.57	882,368.00	113,230.43	87.17%
County Criminal Court 8	73,490.26	-	709,553.83	772,282.00	62,728.17	91.88%
County Criminal Court 9	74,076.87	42.13	695,896.26	756,011.00	60,114.74	92.05%
County Criminal Court 10	70,428.47	-	709,493.21	792,517.00	83,023.79	89.52%
Probate Court 1	171,978.49	1,060.36	1,941,998.42	2,129,668.00	187,669.58	91.19%
Probate Court 2	169,221.50	183.03	2,166,202.55	2,310,472.00	144,269.45	93.76%
Justice of the Peace Pct 1	62,633.99	897.39	668,198.81	740,084.00	71,885.19	90.29%
Justice of the Peace Pct 2	64,942.80	268.10	652,007.19	726,167.00	74,159.81	89.79%
Justice of the Peace Pct 3	68,864.34	-	672,458.94	705,085.00	32,626.06	95.37%
Justice of the Peace Pct 4	63,612.24	172.77	633,774.48	730,822.00	97,047.52	86.72%
Justice of the Peace Pct 5	44,832.86	8.60	489,263.54	528,615.00	39,351.46	92.56%
Justice of the Peace Pct 6	55,444.91	114.90	572,462.26	693,637.00	121,174.74	82.53%
Justice of the Peace Pct 7	63,184.16	72.06	652,563.71	756,802.00	104,238.29	86.23%
Justice of the Peace Pct 8	56,986.65	-	611,710.98	703,779.00	92,068.02	86.92%
District Attorney	3,326,607.71	112,757.66	34,519,789.75	38,942,997.00	4,423,207.25	88.64%
District Clerk	892,072.56	2,011.58	9,451,798.92	10,557,879.00	1,106,080.08	89.52%
County Clerk	860,157.82	4,738.07	9,136,604.80	10,583,349.00	1,446,744.20	86.33%
Domestic Relations	653,904.09	4,599.03	6,802,679.30	7,546,750.00	744,070.70	90.14%
Jury Services	146,639.96	881.54	1,662,271.71	1,998,254.00	335,982.29	83.19%
Courts / Judiciary	34,329.55	-	522,016.94	1,018,249.00	496,232.06	51.27%
Human Services	290,378.17	18,537.01	4,144,650.50	4,793,634.00	648,983.50	86.46%
Child Protective Services	40,921.30	975,227.00	2,269,175.04	2,555,210.00	286,034.96	88.81%
Public Assistance	506.00	-	772,954.00	772,954.00	-	100.00%
Texas AgriLife Extension	59,588.43	1,352.95	629,492.62	778,301.00	148,808.38	80.88%
Veterans Services	38,483.17	12.50	388,283.64	447,060.00	58,776.36	86.85%
Historical Commission	11,397.74	3,554.33	117,755.14	131,427.00	13,671.86	89.60%
10010-2017 General Fund - Cash Match						
Sheriff	-	-	57,674.07	60,010.00	2,335.93	96.11%
District Attorney	7,366.57	-	137,792.11	148,500.00	10,707.89	92.79%
10020-2017 General Fund - Oper Sub						
Sheriff	-	-	68,815.58	88,842.00	20,026.42	77.46%
Juvenile Services	-	-	1,769,995.87	3,916,777.00	2,146,781.13	45.19%
SUBTOTAL	37,038,434.94	5,575,900.84	410,901,628.18	464,839,756.00	53,938,127.82	88.40%
UNDESIGNATED				4,887,309.00	4,887,309.00	
CONTINGENT				5,000,000.00	5,000,000.00	
RESERVES				41,277,898.00	41,277,898.00	
FUND TOTAL	\$ 37,038,434.94	\$ 5,575,900.84	\$ 410,901,628.18	\$ 516,004,963.00	\$ 105,103,334.82	79.63%

**TARRANT COUNTY, TEXAS
BUDGET REPORT
FOR THE ELEVEN (11) MONTHS ENDED 8/31/2017**

	<u>CURRENT MONTH EXPENDITURES</u>	<u>ENCUMBRANCES AND COMMITMENTS</u>	<u>TOTAL EXPENDITURES ENCUMBRANCES & COMMITMENTS</u>	<u>TOTAL BUDGET</u>	<u>UNEXPENDED BUDGET</u>	<u>% BUDGET USED</u>
ROAD AND BRIDGE (26100)						
Buildings	3,766.28	83.28	27,411.16	31,378.00	3,966.84	87.36%
Commissioner Precinct 1	550,140.14	904,572.02	7,085,698.08	7,875,162.00	789,463.92	89.98%
Commissioner Precinct 2	375,223.74	144,280.03	3,724,791.32	4,607,504.00	882,712.68	80.84%
Commissioner Precinct 3	381,630.87	171,438.13	4,417,279.21	4,986,479.00	569,199.79	88.59%
Commissioner Precinct 4	578,399.54	376,797.60	6,104,793.31	7,300,336.00	1,195,542.69	83.62%
Right of Way	36,263.34	27,650.25	1,060,046.82	4,072,547.00	3,012,500.18	26.03%
Transportation	229,150.15	48,993.12	2,422,451.62	3,837,114.00	1,414,662.38	63.13%
Road & Bridge Non-Department	20,460.71	-	350,799.09	432,600.00	81,800.91	81.09%
26110-2017 Road & Bridge Grant Match						
Transportation	16,499.48	-	218,227.44	259,651.00	41,423.56	84.05%
SUBTOTAL	<u>2,191,534.25</u>	<u>1,673,814.43</u>	<u>25,411,498.05</u>	<u>33,402,771.00</u>	<u>7,991,272.95</u>	<u>76.08%</u>
UNDESIGNATED				47,737.00	47,737.00	
FUND TOTAL	<u>\$ 2,191,534.25</u>	<u>\$ 1,673,814.43</u>	<u>\$ 25,411,498.05</u>	<u>\$ 33,450,508.00</u>	<u>\$ 8,039,009.95</u>	<u>75.97%</u>
DEBT SERVICE (32100)						
Interest and Sinking	300.00	-	37,714,775.37	37,717,976.00	3,200.63	99.99%
RESERVES				1,000,000.00	1,000,000.00	
FUND TOTAL	<u>\$ 300.00</u>	<u>\$ -</u>	<u>\$ 37,714,775.37</u>	<u>\$ 38,717,976.00</u>	<u>\$ 1,003,200.63</u>	<u>97.41%</u>

TARRANT COUNTY, TEXAS
SPECIAL BUDGETS
BUDGET VERSUS ACTUAL (BUDGET BASIS) REVENUE
FOR THE ELEVEN (11) MONTHS ENDED 8/31/2017

FUND #	FUND NAME	ACTUAL REVENUE	BUDGETED REVENUE	PERCENT COLLECTED
21100	Records Preservation/Automation-Filing	\$ 1,680,113	\$ 1,706,289	98.47%
21200	Records Preservation/Automation-Conviction	596,573	636,141	93.78%
21300	Records Preservation/Restoration	1,581,990	1,567,514	OVER 100%
21400	Court Record Preservation Fund	362,288	367,962	98.46%
21500	District Court Records Technology Fund	266,173	272,522	97.67%
22100	Courthouse Security Fund	543,054	560,000	96.97%
22300	Consumer Health Fund	919,134	1,063,000	86.47%
22400	Juvenile Delinquency Prevention	218	-	OVER 100%
22500	Alternative Dispute Resolution	371,891	387,153	96.06%
22600	Probate Contributions Fund	81,929	140,529	58.30%
22700	Justice Court Technology Fund	26,356	26,320	OVER 100%
22800	Justice Court Building Security	6,321	6,200	OVER 100%
22900	Child Abuse Prevention Fund	10,983	7,330	OVER 100%
23000	Family Protection	111,585	122,502	91.09%
23100	Guardianship	97,095	90,058	OVER 100%
23200	Drug & Alcohol Court	153,003	174,200	87.83%
23300	County and District Court Technology Fund	42,161	48,473	86.98%
24100	Law Library	1,140,933	1,191,688	95.74%
24200	Education Fund	114,760	110,968	OVER 100%
24300	Appellate Judicial System	150,504	155,087	97.04%
25100	Vehicle Inventory Tax	420,293	220,800	OVER 100%
45100	Non-Debt Capital	34,013,422	36,466,767	93.27%
47600	2006 Bond Election - Buildings	353,205	129,573	OVER 100%
47700	2006 Bond Election - Transportation	563,563	225,713	OVER 100%
51100	Resource Connection	3,000,616	3,307,858	90.71%
51200	Oil & Gas Royalty Resource Connection	136,495	52,661	OVER 100%
61500	Self Insurance	641,601	627,775	OVER 100%
61900	Workers Compensation	2,720,809	2,796,633	97.29%
62100	County Clerk Professional Liability	5,244	1,851	OVER 100%
62200	District Clerk Professional Liability	4,881	1,814	OVER 100%
65100	Employee Group Insurance - Medical	70,330,244	78,120,237	90.03%
D6200	DA Restitution Collection Fee	10,958	-	OVER 100%
D8300	DA Non-Drug Forfeitures	110,455	110,455	100.00%
D8700	DA Law Enforcement	627,659	1,735	OVER 100%
G1100	8th Admin Judicial Region	99,400	106,538	93.30%
S8700	Sheriff's Inmate Commissary Fund	1,681,744	1,508,561	OVER 100%
S9300	Combined Narcotics Enforcement Team	43,344	400,000	10.84%
S9500	Sheriff Federal Forfeiture-Treasury Funds	24,647	1,284	OVER 100%
S9600	Sheriff Federal Forfeiture-Non DEA	26,512	738	OVER 100%
S9700	Sheriff Federal Forfeiture-Justice Funds	27,930	464	OVER 100%
T0400	Public Health	12,618,867	12,591,244	OVER 100%
T0450	Public Health 1115 Waiver	10,098,240	11,300,000	89.36%
T0500	Section 125 Forfeitures	394,366	1,817	OVER 100%
T0600	Children's Home Fund	1,826	1,163	OVER 100%
T0700	Bail Bond Board	22,400	27,350	81.90%
T0800	TDPRS - Title IVE	49,113	498	OVER 100%
T0900	Constable Forfeiture	2,212	2,100	OVER 100%
T1000	Juvenile Probation District	23,604	20,600	OVER 100%
T1100	Unclaimed Juvenile Restitution	82	-	OVER 100%
T1300	Deferred Prosecution Program	90,900	76,240	OVER 100%
T2000	Historical Commission	43	15	OVER 100%
T2100	Historical Comm Archives	1,575	1,023	OVER 100%
T2300	Cemetery Fund	295	105	OVER 100%
T3000	DA - JPS Contract	346,473	377,971	91.67%
T3100	Emergency Services District #1	72,214	79,000	91.41%
T3300	CSCD Bond Supervision Unit	555,040	614,962	90.26%

**TARRANT COUNTY, TEXAS
SPECIAL BUDGETS
BUDGET VERSUS ACTUAL (BUDGET BASIS) REVENUE
FOR THE ELEVEN (11) MONTHS ENDED 8/31/2017**

<u>FUND #</u>	<u>FUND NAME</u>	<u>ACTUAL REVENUE</u>	<u>BUDGETED REVENUE</u>	<u>PERCENT COLLECTED</u>
T3400	Criminal Courts Drug Program	170,362	-	OVER 100%
T3700	Medical Examiner Conference Fund	388	139	OVER 100%
T4100	PMC Insured - 340B	4,175,642	4,801,127	86.97%
T5200	Miscellaneous Donations-Juvenile Probation	7,763	7,110	OVER 100%
T5300	Tarrant County Disaster Relief Donations	208	-	OVER 100%
T5600	Miscellaneous Donations - Human Services	225,560	225,143	OVER 100%
T5640	Human Services - Reliant Energy	51,148	51,007	OVER 100%
T5642	Human Services - Cirro	17	6	OVER 100%
T5644	Human Svc - Stream	985	943	OVER 100%
T5646	Human Svc - Direct Energy	22,500	22,500	100.00%
T5700	Miscellaneous Donations-CPS	56,760	56,187	OVER 100%
T5800	Miscellaneous Donations-Health Dept	7,029	117	OVER 100%
T5960	Miscellaneous Donations-Veteran Court Program	4,269	-	OVER 100%
T6000	Miscellaneous Donations-Family Court	17,025	17,000	OVER 100%
T6100	Miscellaneous Donations-CRCG	484	58	OVER 100%
T6200	Miscellaneous Donations-Peace Officers Memorial	156	55	OVER 100%
T6500	ATTF Rental Assoc Donation	6	-	OVER 100%
T7000	Sheriff's Employee Recognition and Award	10,391	10,358	OVER 100%
T7100	Contract Elections	2,501,615	3,367,759	74.28%
T7300	Elections Chapter 19	47,048	-	OVER 100%

**TARRANT COUNTY, TEXAS
BUDGET REPORT
FOR THE ELEVEN (11) MONTHS ENDED 8/31/2017**

	<u>CURRENT MONTH EXPENDITURES</u>	<u>ENCUMBRANCES AND COMMITMENTS</u>	<u>TOTAL EXPENDITURES ENCUMBRANCES & COMMITMENTS</u>	<u>TOTAL BUDGET</u>	<u>UNEXPENDED BUDGET</u>	<u>% BUDGET USED</u>
RECORDS PRESERVATION & AUTOMATION - FILINGS (21100)						
County Clerk	106,743.14	56,103.38	1,275,749.75	7,835,040.00	6,559,290.25	16.28%
FUND TOTAL	<u>\$ 106,743.14</u>	<u>\$ 56,103.38</u>	<u>\$ 1,275,749.75</u>	<u>\$ 7,835,040.00</u>	<u>\$ 6,559,290.25</u>	<u>16.28%</u>
RECORDS PRESERVATION & AUTOMATION - CONVICTIONS (21200)						
Information Technology	40,126.08	-	449,284.86	1,116,853.00	667,568.14	40.23%
FUND TOTAL	<u>\$ 40,126.08</u>	<u>\$ -</u>	<u>\$ 449,284.86</u>	<u>\$ 1,116,853.00</u>	<u>\$ 667,568.14</u>	<u>40.23%</u>
RECORDS PRESERVATION & RESTORATION (21300)						
County Clerk	75,498.55	44,412.16	802,426.75	6,626,103.00	5,823,676.25	12.11%
FUND TOTAL	<u>\$ 75,498.55</u>	<u>\$ 44,412.16</u>	<u>\$ 802,426.75</u>	<u>\$ 6,626,103.00</u>	<u>\$ 5,823,676.25</u>	<u>12.11%</u>
COURT RECORD PRESERVATION FUND (21400)						
Information Technology	-	-	-	878,732.00	878,732.00	0.00%
District Clerk	21,128.67	-	219,701.49	593,203.00	373,501.51	37.04%
FUND TOTAL	<u>\$ 21,128.67</u>	<u>\$ -</u>	<u>\$ 219,701.49</u>	<u>\$ 1,471,935.00</u>	<u>\$ 1,252,233.51</u>	<u>14.93%</u>
DISTRICT COURT RECORD TECHNOLOGY FUND (21500)						
District Clerk	16,792.02	-	176,989.74	1,013,659.00	836,669.26	17.46%
FUND TOTAL	<u>\$ 16,792.02</u>	<u>\$ -</u>	<u>\$ 176,989.74</u>	<u>\$ 1,013,659.00</u>	<u>\$ 836,669.26</u>	<u>17.46%</u>
COURTHOUSE SECURITY FUND (22100)						
Non-Departmental	54,458.09	-	543,054.35	560,000.00	16,945.65	96.97%
FUND TOTAL	<u>\$ 54,458.09</u>	<u>\$ -</u>	<u>\$ 543,054.35</u>	<u>\$ 560,000.00</u>	<u>\$ 16,945.65</u>	<u>96.97%</u>
CONSUMER HEALTH (22300)						
Public Health	85,435.95	84,460.25	1,015,814.55	1,545,774.00	529,959.45	65.72%
FUND TOTAL	<u>\$ 85,435.95</u>	<u>\$ 84,460.25</u>	<u>\$ 1,015,814.55</u>	<u>\$ 1,545,774.00</u>	<u>\$ 529,959.45</u>	<u>65.72%</u>
JUVENILE DELINQUENCY PREVENTION (22400)						
Facilities	-	-	-	2,256.00	2,256.00	0.00%
FUND TOTAL	<u>\$ -</u>	<u>\$ -</u>	<u>\$ -</u>	<u>\$ 2,256.00</u>	<u>\$ 2,256.00</u>	<u>0.00%</u>
ADRS (22500)						
Non-Departmental	31,697.80	-	326,663.13	1,174,677.00	848,013.87	27.81%
FUND TOTAL	<u>\$ 31,697.80</u>	<u>\$ -</u>	<u>\$ 326,663.13</u>	<u>\$ 1,174,677.00</u>	<u>\$ 848,013.87</u>	<u>27.81%</u>

**TARRANT COUNTY, TEXAS
BUDGET REPORT
FOR THE ELEVEN (11) MONTHS ENDED 8/31/2017**

	<u>CURRENT MONTH EXPENDITURES</u>	<u>ENCUMBRANCES AND COMMITMENTS</u>	<u>TOTAL EXPENDITURES & COMMITMENTS</u>	<u>TOTAL BUDGET</u>	<u>UNEXPENDED BUDGET</u>	<u>% BUDGET USED</u>
PROBATE CONTRIBUTIONS FUND (22600)						
Probate Court 1	3,213.27	-	59,186.18	245,674.00	186,487.82	24.09%
Probate Court 2	-	-	37,324.22	106,311.00	68,986.78	35.11%
FUND TOTAL	<u>\$ 3,213.27</u>	<u>\$ -</u>	<u>\$ 96,510.40</u>	<u>\$ 351,985.00</u>	<u>\$ 255,474.60</u>	<u>27.42%</u>
JUSTICE COURT TECHNOLOGY (22700)						
Information Technology	-	170.00	6,056.38	134,808.00	128,751.62	4.49%
FUND TOTAL	<u>\$ -</u>	<u>\$ 170.00</u>	<u>\$ 6,056.38</u>	<u>\$ 134,808.00</u>	<u>\$ 128,751.62</u>	<u>4.49%</u>
JUSTICE COURT BLDG SECURITY (22800)						
Non-Departmental	426.39	-	6,200.00	6,200.00	-	100.00%
FUND TOTAL	<u>\$ 426.39</u>	<u>\$ -</u>	<u>\$ 6,200.00</u>	<u>\$ 6,200.00</u>	<u>\$ -</u>	<u>100.00%</u>
CHILD ABUSE PREVENTION (22900)						
Non-Departmental	-	-	-	57,325.00	57,325.00	0.00%
FUND TOTAL	<u>\$ -</u>	<u>\$ -</u>	<u>\$ -</u>	<u>\$ 57,325.00</u>	<u>\$ 57,325.00</u>	<u>0.00%</u>
FAMILY PROTECTION (23000)						
Non-Departmental	-	-	-	87,897.00	87,897.00	0.00%
323RD District Court	-	-	103,220.54	104,000.00	779.46	99.25%
Public Assistance	-	-	-	100,000.00	100,000.00	0.00%
FUND TOTAL	<u>\$ -</u>	<u>\$ -</u>	<u>\$ 103,220.54</u>	<u>\$ 291,897.00</u>	<u>\$ 188,676.46</u>	<u>35.36%</u>
GUARDIANSHIP (23100)						
Non-Departmental	-	-	80,000.00	129,937.00	49,937.00	61.57%
FUND TOTAL	<u>\$ -</u>	<u>\$ -</u>	<u>\$ 80,000.00</u>	<u>\$ 129,937.00</u>	<u>\$ 49,937.00</u>	<u>61.57%</u>
DRUG & ALCOHOL COURT (23200)						
Community Supervision	5,874.45	-	78,082.36	83,000.00	4,917.64	94.08%
323RD District Court	16,370.09	32,740.18	98,220.54	368,204.00	269,983.46	26.68%
Criminal Court Administration	13,878.02	-	142,650.11	335,700.00	193,049.89	42.49%
FUND TOTAL	<u>\$ 36,122.56</u>	<u>\$ 32,740.18</u>	<u>\$ 318,953.01</u>	<u>\$ 786,904.00</u>	<u>\$ 467,950.99</u>	<u>40.53%</u>
COUNTY & DISTRICT COURT TECHNOLOGY FUND (23300)						
Information Technology	-	-	-	83,881.00	83,881.00	0.00%
FUND TOTAL	<u>\$ -</u>	<u>\$ -</u>	<u>\$ -</u>	<u>\$ 83,881.00</u>	<u>\$ 83,881.00</u>	<u>0.00%</u>
LAW LIBRARY (24100)						
Law Library	135,135.47	104,240.79	1,007,569.83	1,493,929.00	486,359.17	67.44%
Judicial Law Library	19,792.80	26,453.30	137,535.40	175,000.00	37,464.60	78.59%
FUND TOTAL	<u>\$ 154,928.27</u>	<u>\$ 130,694.09</u>	<u>\$ 1,145,105.23</u>	<u>\$ 1,668,929.00</u>	<u>\$ 523,823.77</u>	<u>68.61%</u>

**TARRANT COUNTY, TEXAS
BUDGET REPORT
FOR THE ELEVEN (11) MONTHS ENDED 8/31/2017**

	<u>CURRENT MONTH EXPENDITURES</u>	<u>ENCUMBRANCES AND COMMITMENTS</u>	<u>TOTAL EXPENDITURES ENCUMBRANCES & COMMITMENTS</u>	<u>TOTAL BUDGET</u>	<u>UNEXPENDED BUDGET</u>	<u>% BUDGET USED</u>
EDUCATION FUND (24200)						
Sheriff	618.71	-	84,336.36	183,599.00	99,262.64	45.94%
Sheriff - Confinement	1,702.28	8,336.25	33,429.56	65,256.00	31,826.44	51.23%
Constable Precinct 1	-	-	1,749.00	3,344.00	1,595.00	52.30%
Constable Precinct 2	-	-	-	3,167.00	3,167.00	0.00%
Constable Precinct 3	-	-	300.00	2,171.00	1,871.00	13.82%
Constable Precinct 4	-	-	2,250.00	11,818.00	9,568.00	19.04%
Constable Precinct 5	-	-	-	3,478.00	3,478.00	0.00%
Constable Precinct 6	-	-	-	4,761.00	4,761.00	0.00%
Constable Precinct 7	-	-	-	5,798.00	5,798.00	0.00%
Constable Precinct 8	-	-	-	1,390.00	1,390.00	0.00%
Fire Marshal	-	-	966.65	1,587.00	620.35	60.91%
Probate Court 1	-	-	6,386.50	25,664.00	19,277.50	24.89%
Probate Court 2	-	-	8,975.30	25,673.00	16,697.70	34.96%
District Attorney	500.25	-	2,555.43	3,987.00	1,431.57	64.09%
FUND TOTAL	<u>\$ 2,821.24</u>	<u>\$ 8,336.25</u>	<u>\$ 140,948.80</u>	<u>\$ 341,693.00</u>	<u>\$ 200,744.20</u>	<u>41.25%</u>
APPELLATE JUDICIAL SYSTEM (24300)						
Appeals Court	15,328.25	-	143,954.16	180,087.00	36,132.84	79.94%
FUND TOTAL	<u>\$ 15,328.25</u>	<u>\$ -</u>	<u>\$ 143,954.16</u>	<u>\$ 180,087.00</u>	<u>\$ 36,132.84</u>	<u>79.94%</u>
VEHICLE INVENTORY TAX (25100)						
Tax Assessor / Collector	18,374.71	4,737.61	79,798.84	641,446.00	561,647.16	12.44%
FUND TOTAL	<u>\$ 18,374.71</u>	<u>\$ 4,737.61</u>	<u>\$ 79,798.84</u>	<u>\$ 641,446.00</u>	<u>\$ 561,647.16</u>	<u>12.44%</u>
NON-DEBT CAPITAL (45100)						
County Judge	-	-	4,690.00	5,085.00	395.00	92.23%
Non-Departmental	-	-	1,508.70	8,022,778.00	8,021,269.30	0.02%
Budget/Risk Management	-	-	2,215.00	2,215.00	-	100.00%
Tax Assessor / Collector	2,738.91	4,000.00	37,676.38	118,040.00	80,363.62	31.92%
Information Technology	151,469.55	2,183,292.10	6,497,308.09	17,630,541.00	11,133,232.91	36.85%
Human Resources	(45.00)	558.28	3,502.75	4,640.00	1,137.25	75.49%
Purchasing	-	-	2,659.00	2,659.00	-	100.00%
Facilities	1,450.00	29,963.00	270,378.81	391,515.00	121,136.19	69.06%
Sheriff	-	2,252.37	143,677.12	401,725.00	258,047.88	35.77%
Sheriff - Confinement	-	-	26,289.62	26,372.00	82.38	99.69%
Constable Precinct 1	-	-	-	395.00	395.00	0.00%
Constable Precinct 2	-	-	-	950.00	950.00	0.00%
Constable Precinct 3	5,085.00	-	7,615.91	7,624.00	8.09	99.89%
Constable Precinct 7	-	-	-	4,690.00	4,690.00	0.00%
Medical Examiner	25,118.30	-	224,516.76	231,700.00	7,183.24	96.90%
Community Supervision	3,847.25	278.67	4,125.92	5,000.00	874.08	82.52%
Juvenile Services	4,757.66	11,837.08	30,389.52	33,393.00	3,003.48	91.01%
Pretrial Services	-	28,289.04	33,374.04	36,500.00	3,125.96	91.44%
Buildings	7,002,399.49	13,711,156.63	37,184,150.57	54,428,579.00	17,244,428.43	68.32%
348TH District Court	-	-	997.23	1,000.00	2.77	99.72%
Criminal District Court 1	-	323.14	323.14	586.00	262.86	55.14%
213TH District Court	-	-	-	2,400.00	2,400.00	0.00%
Magistrate Court	-	-	198.74	2,500.00	2,301.26	7.95%
325TH District Court	-	-	373.00	373.00	-	100.00%
Criminal Court Administration	-	3,825.47	6,782.22	19,490.00	12,707.78	34.80%
Grand Jury	-	742.82	742.82	882.00	139.18	84.22%
Criminal Attorney Appointment	-	-	271.98	1,000.00	728.02	27.20%
Criminal Mental Health Court	-	-	-	1,000.00	1,000.00	0.00%
County Criminal Court 5	-	-	-	500.00	500.00	0.00%
County Criminal Court 7	-	-	723.29	953.00	229.71	75.90%
Probate Court 2	-	-	6,485.52	8,222.00	1,736.48	78.88%
Justice of the Peace Pct 1	-	-	-	720.00	720.00	0.00%
Justice of the Peace Pct 4	149.99	-	150.00	150.00	-	100.00%
Justice of the Peace Pct 8	-	3,517.00	3,517.00	3,600.00	83.00	97.69%

**TARRANT COUNTY, TEXAS
BUDGET REPORT
FOR THE ELEVEN (11) MONTHS ENDED 8/31/2017**

	CURRENT MONTH EXPENDITURES	ENCUMBRANCES AND COMMITMENTS	TOTAL EXPENDITURES ENCUMBRANCES & COMMITMENTS	TOTAL BUDGET	UNEXPENDED BUDGET	% BUDGET USED
NON-DEBT CAPITAL (45100) (cont'd)						
District Attorney	-	-	422.90	500.00	77.10	84.58%
District Clerk	-	4,472.30	41,238.84	41,304.00	65.16	99.84%
County Clerk	-	-	1,737.19	4,030.00	2,292.81	43.11%
Domestic Relations	375.00	-	4,775.09	4,801.00	25.91	99.46%
Courts / Judiciary	-	-	-	23,211.00	23,211.00	0.00%
Human Services	-	-	6,774.49	7,390.00	615.51	91.67%
Texas AgriLife Extension	-	-	249.99	300.00	50.01	83.33%
Veterans Services	1,748.16	-	2,820.42	2,938.00	117.58	96.00%
Commissioner Precinct 1	23,402.19	293,871.52	469,419.00	3,040,230.00	2,570,811.00	15.44%
Commissioner Precinct 2	78,576.00	473,416.71	609,081.12	615,682.00	6,600.88	98.93%
Commissioner Precinct 3	557,937.00	25,194.77	600,379.70	917,108.00	316,728.30	65.46%
Commissioner Precinct 4	-	135,176.77	1,017,097.21	1,246,124.00	229,026.79	81.62%
Transportation	68,074.90	195,199.79	1,738,563.64	1,816,525.00	77,961.36	95.71%
FUND TOTAL	\$ 7,927,084.40	\$ 17,107,367.46	\$ 48,987,202.72	\$ 89,117,920.00	\$ 40,130,717.28	54.97%
2006 BOND ELECTION-BUILDINGS (47600)						
Non-Departmental Buildings	-	-	626.80	1,495,321.00	1,494,694.20	0.04%
	1,144,100.16	5,648,996.11	8,866,649.87	45,160,197.00	36,293,547.13	19.63%
FUND TOTAL	\$ 1,144,100.16	\$ 5,648,996.11	\$ 8,867,276.67	\$ 46,655,518.00	\$ 37,788,241.33	19.01%
2006 BOND ELECTION-TRANSPORTATION (47700)						
Non-Departmental Transportation	-	-	1,424.50	1,020,152.00	1,018,727.50	0.14%
	-	28,605,860.34	30,759,720.75	64,169,212.00	33,409,491.25	47.94%
FUND TOTAL	\$ -	\$ 28,605,860.34	\$ 30,761,145.25	\$ 65,189,364.00	\$ 34,428,218.75	47.19%
RESOURCE CONNECTION (51100)						
Non-Departmental Resource Connection	-	-	-	436,732.00	436,732.00	0.00%
	289,296.05	153,966.27	2,863,826.32	3,689,743.00	825,916.68	77.62%
FUND TOTAL	\$ 289,296.05	\$ 153,966.27	\$ 2,863,826.32	\$ 4,126,475.00	\$ 1,262,648.68	69.40%
OIL & GAS ROYALTY (51200)						
Resource Connection	-	86,252.19	242,447.19	1,260,525.00	1,018,077.81	19.23%
FUND TOTAL	\$ -	\$ 86,252.19	\$ 242,447.19	\$ 1,260,525.00	\$ 1,018,077.81	19.23%
SELF INSURANCE (61500)						
Self Insurance	5,053.35	13,202.48	314,053.99	1,526,506.00	1,212,452.01	20.57%
FUND TOTAL	\$ 5,053.35	\$ 13,202.48	\$ 314,053.99	\$ 1,526,506.00	\$ 1,212,452.01	20.57%
WORKERS COMPENSATION (61900)						
Self Insurance	278,481.88	-	2,674,721.98	4,904,516.00	2,229,794.02	54.54%
FUND TOTAL	\$ 278,481.88	\$ -	\$ 2,674,721.98	\$ 4,904,516.00	\$ 2,229,794.02	54.54%
COUNTY CLERK PROFESSIONAL LIABILITY (62100)						
County Clerk	-	-	4,673.93	682,810.00	678,136.07	0.68%
FUND TOTAL	\$ -	\$ -	\$ 4,673.93	\$ 682,810.00	\$ 678,136.07	0.68%

**TARRANT COUNTY, TEXAS
BUDGET REPORT
FOR THE ELEVEN (11) MONTHS ENDED 8/31/2017**

	<u>CURRENT MONTH EXPENDITURES</u>	<u>ENCUMBRANCES AND COMMITMENTS</u>	<u>TOTAL EXPENDITURES & COMMITMENTS</u>	<u>TOTAL BUDGET</u>	<u>UNEXPENDED BUDGET</u>	<u>% BUDGET USED</u>
DISTRICT CLERK PROFESSIONAL LIABILITY (62200)						
District Clerk	3,775.72	10,284.19	60,000.00	643,967.00	583,967.00	9.32%
FUND TOTAL	<u>\$ 3,775.72</u>	<u>\$ 10,284.19</u>	<u>\$ 60,000.00</u>	<u>\$ 643,967.00</u>	<u>\$ 583,967.00</u>	<u>9.32%</u>
EMPLOYEE INSURANCE (65100)						
Non-Departmental	48,929.00	48,929.00	581,098.22	12,646,000.00	12,064,901.78	4.60%
Self Insurance	6,550,436.13	3,385.00	69,255,706.39	73,782,285.00	4,526,578.61	93.86%
FUND TOTAL	<u>\$ 6,599,365.13</u>	<u>\$ 52,314.00</u>	<u>\$ 69,836,804.61</u>	<u>\$ 86,428,285.00</u>	<u>\$ 16,591,480.39</u>	<u>80.80%</u>
DISTRICT ATTORNEY RESTITUTION COLLECTION FEE (D6200)						
District Attorney	-	248.50	1,270.80	12,537.00	11,266.20	10.14%
FUND TOTAL	<u>\$ -</u>	<u>\$ 248.50</u>	<u>\$ 1,270.80</u>	<u>\$ 12,537.00</u>	<u>\$ 11,266.20</u>	<u>10.14%</u>
DISTRICT ATTORNEY NON-DRUG FORFEITURES (D8300)						
District Attorney	315,368.18	-	458,119.00	458,119.00	-	100.00%
FUND TOTAL	<u>\$ 315,368.18</u>	<u>\$ -</u>	<u>\$ 458,119.00</u>	<u>\$ 458,119.00</u>	<u>\$ -</u>	<u>100.00%</u>
DISTRICT ATTORNEY LAW ENFORCEMENT (D8700)						
Facilities	22,566.85	52,410.67	88,922.52	111,888.00	22,965.48	79.47%
District Attorney	52,239.80	16,875.07	153,898.73	642,164.00	488,265.27	23.97%
FUND TOTAL	<u>\$ 74,806.65</u>	<u>\$ 69,285.74</u>	<u>\$ 242,821.25</u>	<u>\$ 754,052.00</u>	<u>\$ 511,230.75</u>	<u>32.20%</u>
8TH ADMIN JUDICIAL REGION (G1100)						
8th Admin Judicial Region	9,304.86	-	99,399.99	106,538.00	7,138.01	93.30%
FUND TOTAL	<u>\$ 9,304.86</u>	<u>\$ -</u>	<u>\$ 99,399.99</u>	<u>\$ 106,538.00</u>	<u>\$ 7,138.01</u>	<u>93.30%</u>
SHERIFFS INMATE COMMISSARY (S8700)						
Sheriff - Confinement	105,947.79	108,767.37	1,459,201.78	4,647,758.00	3,188,556.22	31.40%
FUND TOTAL	<u>\$ 105,947.79</u>	<u>\$ 108,767.37</u>	<u>\$ 1,459,201.78</u>	<u>\$ 4,647,758.00</u>	<u>\$ 3,188,556.22</u>	<u>31.40%</u>
COMBINED NARCOTICS ENFORCEMENT TEAM (S9300)						
Sheriff	13,541.99	16,433.67	127,340.91	409,143.00	281,802.09	31.12%
FUND TOTAL	<u>\$ 13,541.99</u>	<u>\$ 16,433.67</u>	<u>\$ 127,340.91</u>	<u>\$ 409,143.00</u>	<u>\$ 281,802.09</u>	<u>31.12%</u>
SHERIFF FEDERAL FORFEITURE-TREASURY (S9500)						
Sheriff	15,389.79	149,062.01	185,400.74	467,910.00	282,509.26	39.62%
FUND TOTAL	<u>\$ 15,389.79</u>	<u>\$ 149,062.01</u>	<u>\$ 185,400.74</u>	<u>\$ 467,910.00</u>	<u>\$ 282,509.26</u>	<u>39.62%</u>
SHERIFF FEDERAL FORFEITURE-NON DEA (S9600)						
Sheriff	-	8,518.76	16,055.76	189,169.00	173,113.24	8.49%
FUND TOTAL	<u>\$ -</u>	<u>\$ 8,518.76</u>	<u>\$ 16,055.76</u>	<u>\$ 189,169.00</u>	<u>\$ 173,113.24</u>	<u>8.49%</u>

**TARRANT COUNTY, TEXAS
BUDGET REPORT
FOR THE ELEVEN (11) MONTHS ENDED 8/31/2017**

	<u>CURRENT MONTH EXPENDITURES</u>	<u>ENCUMBRANCES AND COMMITMENTS</u>	<u>TOTAL EXPENDITURES ENCUMBRANCES & COMMITMENTS</u>	<u>TOTAL BUDGET</u>	<u>UNEXPENDED BUDGET</u>	<u>% BUDGET USED</u>
SHERIFF FEDERAL FORFEITURE-JUSTICE (S9700)						
Sheriff	308.95	-	6,212.93	149,622.00	143,409.07	4.15%
FUND TOTAL	<u>\$ 308.95</u>	<u>\$ -</u>	<u>\$ 6,212.93</u>	<u>\$ 149,622.00</u>	<u>\$ 143,409.07</u>	<u>4.15%</u>
PUBLIC HEALTH (T0400)						
T0400-2017 Public Health						
Buildings	29,645.58	1,008.98	124,174.15	162,398.00	38,223.85	76.46%
Public Health	1,027,665.67	206,572.91	10,170,440.77	13,061,355.00	2,890,914.23	77.87%
T0410-2017 Public Health - Cash Match						
Public Health	44,441.86	-	412,827.73	517,701.00	104,873.27	79.74%
T0420-2017 Public Health-Op Sub						
Public Health	4,376.45	-	463,608.69	1,237,760.00	774,151.31	37.46%
T0450-2017 Public Health 1115 Wavier						
Non-Departmental	40,202.58	-	589,832.58	12,318,361.00	11,728,528.42	4.79%
Buildings	450.00	14,435.59	54,247.13	76,395.00	22,147.87	71.01%
Public Health	320,227.53	225,956.83	7,799,006.22	10,736,997.00	2,937,990.78	72.64%
FUND TOTAL	<u>\$ 1,467,009.67</u>	<u>\$ 447,974.31</u>	<u>\$ 19,614,137.27</u>	<u>\$ 38,110,967.00</u>	<u>\$ 18,496,829.73</u>	<u>51.47%</u>
SECTION 125 FORFEITURES (T0500)						
Self Insurance	2,430.12	33,836.37	82,013.00	792,023.00	710,010.00	10.35%
FUND TOTAL	<u>\$ 2,430.12</u>	<u>\$ 33,836.37</u>	<u>\$ 82,013.00</u>	<u>\$ 792,023.00</u>	<u>\$ 710,010.00</u>	<u>10.35%</u>
CHILDREN'S HOME FUND (T0600)						
Juvenile Services	-	-	-	61,688.00	61,688.00	0.00%
FUND TOTAL	<u>\$ -</u>	<u>\$ -</u>	<u>\$ -</u>	<u>\$ 61,688.00</u>	<u>\$ 61,688.00</u>	<u>0.00%</u>
BAIL BOND BOARD (T0700)						
Non-Departmental	-	-	5,680.00	28,350.00	22,670.00	20.04%
FUND TOTAL	<u>\$ -</u>	<u>\$ -</u>	<u>\$ 5,680.00</u>	<u>\$ 28,350.00</u>	<u>\$ 22,670.00</u>	<u>20.04%</u>
TDRPS - TITLE IVE (T0800)						
Child Protective Services	5,658.12	340.00	38,613.89	135,618.00	97,004.11	28.47%
FUND TOTAL	<u>\$ 5,658.12</u>	<u>\$ 340.00</u>	<u>\$ 38,613.89</u>	<u>\$ 135,618.00</u>	<u>\$ 97,004.11</u>	<u>28.47%</u>
CONSTABLE FORFEITURE (T0900)						
Constable Precinct 7	-	3,480.00	3,480.00	11,817.00	8,337.00	29.45%
FUND TOTAL	<u>\$ -</u>	<u>\$ 3,480.00</u>	<u>\$ 3,480.00</u>	<u>\$ 11,817.00</u>	<u>\$ 8,337.00</u>	<u>29.45%</u>
JUVENILE PROBATION DISTRICT (T1000)						
Juvenile Services	1,025.73	1,464.52	12,192.11	201,081.00	188,888.89	6.06%
FUND TOTAL	<u>\$ 1,025.73</u>	<u>\$ 1,464.52</u>	<u>\$ 12,192.11</u>	<u>\$ 201,081.00</u>	<u>\$ 188,888.89</u>	<u>6.06%</u>

**TARRANT COUNTY, TEXAS
BUDGET REPORT
FOR THE ELEVEN (11) MONTHS ENDED 8/31/2017**

	<u>CURRENT MONTH EXPENDITURES</u>	<u>ENCUMBRANCES AND COMMITMENTS</u>	<u>TOTAL EXPENDITURES ENCUMBRANCES & COMMITMENTS</u>	<u>TOTAL BUDGET</u>	<u>UNEXPENDED BUDGET</u>	<u>% BUDGET USED</u>
UNCLAIMED JUVENILE RESTITUTION (T1100)						
Juvenile Services	-	-	-	10,556.00	10,556.00	0.00%
FUND TOTAL	<u>\$ -</u>	<u>\$ -</u>	<u>\$ -</u>	<u>\$ 10,556.00</u>	<u>\$ 10,556.00</u>	<u>0.00%</u>
DEFERRED PROSECUTION (T1300)						
District Attorney	5,728.06	-	72,517.91	76,240.00	3,722.09	95.12%
FUND TOTAL	<u>\$ 5,728.06</u>	<u>\$ -</u>	<u>\$ 72,517.91</u>	<u>\$ 76,240.00</u>	<u>\$ 3,722.09</u>	<u>95.12%</u>
HISTORICAL COMMISSION (T2000)						
Historical Commission	-	-	-	5,718.00	5,718.00	0.00%
FUND TOTAL	<u>\$ -</u>	<u>\$ -</u>	<u>\$ -</u>	<u>\$ 5,718.00</u>	<u>\$ 5,718.00</u>	<u>0.00%</u>
HISTORICAL COMMISSION ARCHIVES (T2100)						
Historical Commission	-	-	-	9,941.00	9,941.00	0.00%
FUND TOTAL	<u>\$ -</u>	<u>\$ -</u>	<u>\$ -</u>	<u>\$ 9,941.00</u>	<u>\$ 9,941.00</u>	<u>0.00%</u>
CEMETERY FUND (T2300)						
Historical Commission	-	-	-	25,033.00	25,033.00	0.00%
FUND TOTAL	<u>\$ -</u>	<u>\$ -</u>	<u>\$ -</u>	<u>\$ 25,033.00</u>	<u>\$ 25,033.00</u>	<u>0.00%</u>
DISTRICT ATTORNEY JPS CONTRACT (T3000)						
District Attorney	31,250.36	-	340,013.55	377,971.00	37,957.45	89.96%
FUND TOTAL	<u>\$ 31,250.36</u>	<u>\$ -</u>	<u>\$ 340,013.55</u>	<u>\$ 377,971.00</u>	<u>\$ 37,957.45</u>	<u>89.96%</u>
EMERGENCY SERVICES DISTRICT (T3100)						
Fire Marshal	6,948.84	-	72,214.56	79,000.00	6,785.44	91.41%
FUND TOTAL	<u>\$ 6,948.84</u>	<u>\$ -</u>	<u>\$ 72,214.56</u>	<u>\$ 79,000.00</u>	<u>\$ 6,785.44</u>	<u>91.41%</u>
CSCD BOND SUPERVISION UNIT (T3300)						
Community Supervision	68,069.86	-	555,040.46	614,962.00	59,921.54	90.26%
FUND TOTAL	<u>\$ 68,069.86</u>	<u>\$ -</u>	<u>\$ 555,040.46</u>	<u>\$ 614,962.00</u>	<u>\$ 59,921.54</u>	<u>90.26%</u>
CRIMINAL COURTS DRUG PROGRAM (T3400)						
Criminal Court Administration	12,025.57	-	71,379.04	189,698.00	118,318.96	37.63%
FUND TOTAL	<u>\$ 12,025.57</u>	<u>\$ -</u>	<u>\$ 71,379.04</u>	<u>\$ 189,698.00</u>	<u>\$ 118,318.96</u>	<u>37.63%</u>
MEDICAL EXAMINER CONFERENCE (T3700)						
Medical Examiner	518.00	-	919.97	50,316.00	49,396.03	1.83%
FUND TOTAL	<u>\$ 518.00</u>	<u>\$ -</u>	<u>\$ 919.97</u>	<u>\$ 50,316.00</u>	<u>\$ 49,396.03</u>	<u>1.83%</u>

**TARRANT COUNTY, TEXAS
BUDGET REPORT
FOR THE ELEVEN (11) MONTHS ENDED 8/31/2017**

	CURRENT MONTH EXPENDITURES	ENCUMBRANCES AND COMMITMENTS	TOTAL EXPENDITURES ENCUMBRANCES & COMMITMENTS	TOTAL BUDGET	UNEXPENDED BUDGET	% BUDGET USED
INMATE REINTEGRATION PROGRAM (T3900)						
Non-Departmental	-	-	-	131.00	131.00	0.00%
FUND TOTAL	<u>\$ -</u>	<u>\$ -</u>	<u>\$ -</u>	<u>\$ 131.00</u>	<u>\$ 131.00</u>	<u>0.00%</u>
PMC INSURED - 340B (T4100)						
Public Health	865,383.99	489,604.05	4,370,353.85	5,551,127.00	1,180,773.15	78.73%
FUND TOTAL	<u>\$ 865,383.99</u>	<u>\$ 489,604.05</u>	<u>\$ 4,370,353.85</u>	<u>\$ 5,551,127.00</u>	<u>\$ 1,180,773.15</u>	<u>78.73%</u>
MISCELLANEOUS DONATIONS - JUVENILE PROBATION (T5200)						
Juvenile Services	2,548.04	657.03	16,214.00	37,775.00	21,561.00	42.92%
FUND TOTAL	<u>\$ 2,548.04</u>	<u>\$ 657.03</u>	<u>\$ 16,214.00</u>	<u>\$ 37,775.00</u>	<u>\$ 21,561.00</u>	<u>42.92%</u>
MISCELLANEOUS DONATIONS - HUMAN SERVICES-TXU (T5600)						
Human Services	9,371.82	-	238,883.91	312,623.00	73,739.09	76.41%
FUND TOTAL	<u>\$ 9,371.82</u>	<u>\$ -</u>	<u>\$ 238,883.91</u>	<u>\$ 312,623.00</u>	<u>\$ 73,739.09</u>	<u>76.41%</u>
MISCELLANEOUS DONATIONS - HUMAN SERVICES-RELIANT (T5640)						
Human Services	782.12	-	34,606.40	64,007.00	29,400.60	54.07%
FUND TOTAL	<u>\$ 782.12</u>	<u>\$ -</u>	<u>\$ 34,606.40</u>	<u>\$ 64,007.00</u>	<u>\$ 29,400.60</u>	<u>54.07%</u>
MISCELLANEOUS DONATIONS - HUMAN SERVICES-CIRRO (T5642)						
Human Services	-	-	-	2,225.00	2,225.00	0.00%
FUND TOTAL	<u>\$ -</u>	<u>\$ -</u>	<u>\$ -</u>	<u>\$ 2,225.00</u>	<u>\$ 2,225.00</u>	<u>0.00%</u>
HUMAN SERVICES-STREAM (T5644)						
Human Services	-	-	365.49	985.00	619.51	37.11%
FUND TOTAL	<u>\$ -</u>	<u>\$ -</u>	<u>\$ 365.49</u>	<u>\$ 985.00</u>	<u>\$ 619.51</u>	<u>37.11%</u>
HUMAN SERVICES-DIRECT ENERGY (T5646)						
Human Services	1,903.89	-	26,299.57	44,000.00	17,700.43	59.77%
FUND TOTAL	<u>\$ 1,903.89</u>	<u>\$ -</u>	<u>\$ 26,299.57</u>	<u>\$ 44,000.00</u>	<u>\$ 17,700.43</u>	<u>59.77%</u>
MISCELLANEOUS DONATIONS - CPS (T5700)						
Child Protective Services	20,932.41	754.44	52,449.00	98,402.00	45,953.00	53.30%
FUND TOTAL	<u>\$ 20,932.41</u>	<u>\$ 754.44</u>	<u>\$ 52,449.00</u>	<u>\$ 98,402.00</u>	<u>\$ 45,953.00</u>	<u>53.30%</u>
MISCELLANEOUS DONATIONS - HEALTH DEPT (T5800)						
Public Health	9,357.03	-	12,159.66	32,382.00	20,222.34	37.55%
FUND TOTAL	<u>\$ 9,357.03</u>	<u>\$ -</u>	<u>\$ 12,159.66</u>	<u>\$ 32,382.00</u>	<u>\$ 20,222.34</u>	<u>37.55%</u>

**TARRANT COUNTY, TEXAS
BUDGET REPORT
FOR THE ELEVEN (11) MONTHS ENDED 8/31/2017**

	CURRENT MONTH EXPENDITURES	ENCUMBRANCES AND COMMITMENTS	TOTAL EXPENDITURES ENCUMBRANCES & COMMITMENTS	TOTAL BUDGET	UNEXPENDED BUDGET	% BUDGET USED
MISCELLANEOUS DONATIONS - FAMILY COURT SERVICES (T6000)						
Domestic Relations	-	-	3,800.20	17,000.00	13,199.80	22.35%
FUND TOTAL	<u>\$ -</u>	<u>\$ -</u>	<u>\$ 3,800.20</u>	<u>\$ 17,000.00</u>	<u>\$ 13,199.80</u>	<u>22.35%</u>
MISCELLANEOUS DONATIONS - CRCG (T6100)						
Public Assistance	2,047.10	-	13,188.98	66,197.00	53,008.02	19.92%
FUND TOTAL	<u>\$ 2,047.10</u>	<u>\$ -</u>	<u>\$ 13,188.98</u>	<u>\$ 66,197.00</u>	<u>\$ 53,008.02</u>	<u>19.92%</u>
MISCELLANEOUS DONATIONS - PEACE OFFICERS MEMORIAL (T6200)						
Peace Officers Memorial	-	-	-	20,540.00	20,540.00	0.00%
FUND TOTAL	<u>\$ -</u>	<u>\$ -</u>	<u>\$ -</u>	<u>\$ 20,540.00</u>	<u>\$ 20,540.00</u>	<u>0.00%</u>
ATTF RENTAL ASSOC DONATION (T6500)						
Sheriff	-	-	-	760.00	760.00	0.00%
FUND TOTAL	<u>\$ -</u>	<u>\$ -</u>	<u>\$ -</u>	<u>\$ 760.00</u>	<u>\$ 760.00</u>	<u>0.00%</u>
SHERIFF'S EMPLOYEE RECOGNITION AND AWARD (T7000)						
Sheriff	-	-	1,183.45	10,358.00	9,174.55	11.43%
FUND TOTAL	<u>\$ -</u>	<u>\$ -</u>	<u>\$ 1,183.45</u>	<u>\$ 10,358.00</u>	<u>\$ 9,174.55</u>	<u>11.43%</u>
CONTRACT ELECTIONS (T7100)						
Elections Administration	44,564.60	61,174.97	2,346,133.15	3,783,985.00	1,437,851.85	62.00%
FUND TOTAL	<u>\$ 44,564.60</u>	<u>\$ 61,174.97</u>	<u>\$ 2,346,133.15</u>	<u>\$ 3,783,985.00</u>	<u>\$ 1,437,851.85</u>	<u>62.00%</u>
ELECTIONS CHAPTER 19 (T7300)						
Elections Administration	6,535.67	-	45,816.77	422,089.00	376,272.23	10.85%
FUND TOTAL	<u>\$ 6,535.67</u>	<u>\$ -</u>	<u>\$ 45,816.77</u>	<u>\$ 422,089.00</u>	<u>\$ 376,272.23</u>	<u>10.85%</u>

