


COUNTY AUDITOR

**TARRANT COUNTY FINANCIAL STATEMENTS
FOR THE MONTH OF DECEMBER 2016**



TARRANT COUNTY, TEXAS



TARRANT COUNTY

**TARRANT COUNTY ADMINISTRATION BUILDING - ROOM 506
100 E. WEATHERFORD
FORT WORTH, TEXAS 76196-0103
817/884-1205
Fax 817/884-1104**

**S. RENEE TIDWELL, CPA
COUNTY AUDITOR
rtidwell@tarrantcounty.com**

**CRAIG MAXWELL
FIRST ASSISTANT COUNTY AUDITOR
cmaxwell@tarrantcounty.com**

February 21, 2017


The Honorable District Judges
The Honorable Commissioners Court
Tarrant County, Texas

RE: County Auditor's December 2016 Financial Reports

I herewith submit the financial report of Tarrant County, Texas as of and for the three months ending December 31, 2016. The audit is not complete for the year ended September 30, 2016 therefore, there may be changes to the beginning balances in future reports.

If you have any questions concerning this report or the financial well-being of the County, please call.

Sincerely,


S. Renée Tidwell, CPA
County Auditor

TARRANT COUNTY, TEXAS
COMBINED BALANCE SHEET
GOVERNMENTAL FUNDS
AS OF 12/31/2016

<u>COMBINED TOTAL</u>		<u>GENERAL</u>	<u>ROAD & BRIDGE</u>	<u>DEBT SERVICE</u>
ASSETS				
\$366,823,849.88	CASH AND INVESTMENTS	\$95,354,488.99	\$10,966,517.28	\$12,141,774.77
194,510,861.55	TAXES RECEIVABLE (NET)	175,668,868.50	7,336.03	18,834,657.02
97,553,543.34	OTHER RECEIVABLES (NET)	78,298,565.07	19,101.96	8,076,448.63
3,684,318.97	FEE OFFICE RECEIVABLE	3,684,318.97	0.00	0.00
8,642,531.22	DUE FROM OTHER FUNDS	8,642,531.22	0.00	0.00
348,854.67	ADVANCE TO ENTERPRISE FUND	0.00	0.00	0.00
1,438,707.59	PREPAID EXPENSES AND INVENTORY	749,001.26	516,583.45	0.00
<u>\$673,002,667.22</u>	TOTAL ASSETS	<u>\$362,397,774.01</u>	<u>\$11,509,538.72</u>	<u>\$39,052,880.42</u>
LIABILITIES				
\$5,495,941.01	ACCOUNTS PAYABLE	\$2,293,867.23	\$213,676.56	\$0.00
20,673,146.43	OTHER LIABILITIES	14,924,120.99	601,177.84	0.00
8,642,531.22	DUE TO OTHER FUNDS	0.00	0.00	0.00
8,170,493.00	UNEARNED REVENUE	404.35	0.00	0.00
42,982,111.66	TOTAL LIABILITIES	17,218,392.57	814,854.40	0.00
DEFERRED INFLOWS OF RESOURCES				
194,510,861.55	UNAVAILABLE REVENUE - PROPERTY TAXES	175,668,868.50	7,336.03	18,834,657.02
3,684,318.97	UNAVAILABLE REVENUE - FEE OFFICE	3,684,318.97	0.00	0.00
198,195,180.52	TOTAL DEFERRED INFLOWS OF RESOURCES	179,353,187.47	7,336.03	18,834,657.02
FUND BALANCE				
431,825,375.04	FUND BALANCE	165,826,193.97	10,687,348.29	20,218,223.40
431,825,375.04	TOTAL FUND BALANCE	165,826,193.97	10,687,348.29	20,218,223.40
<u>\$673,002,667.22</u>	TOTAL LIABILITIES, DEFERRED INFLOWS OF RESOURCES, AND FUND BALANCE	<u>\$362,397,774.01</u>	<u>\$11,509,538.72</u>	<u>\$39,052,880.42</u>

CAPITAL PROJECTS	GRANT FUNDS	OTHER GOVERNMENTAL FUNDS
\$192,416,286.84	\$10,793,810.26	\$45,150,971.74
0.00	0.00	0.00
291,136.77	4,098,171.46	6,770,119.45
0.00	0.00	0.00
0.00	0.00	0.00
348,854.67	0.00	0.00
6,043.66	87,195.81	79,883.41
<u>\$193,062,321.94</u>	<u>\$14,979,177.53</u>	<u>\$52,000,974.60</u>
\$1,796,332.19	\$101,740.72	\$1,090,324.31
0.00	1,618,294.73	3,529,552.87
0.00	8,502,984.61	139,546.61
0.00	4,756,157.47	3,413,931.18
<u>1,796,332.19</u>	<u>14,979,177.53</u>	<u>8,173,354.97</u>
0.00	0.00	0.00
0.00	0.00	0.00
0.00	0.00	0.00
<u>191,265,989.75</u>	<u>0.00</u>	<u>43,827,619.63</u>
<u>191,265,989.75</u>	<u>0.00</u>	<u>43,827,619.63</u>
<u>\$193,062,321.94</u>	<u>\$14,979,177.53</u>	<u>\$52,000,974.60</u>

TARRANT COUNTY, TEXAS
COMBINED STATEMENT OF REVENUES AND EXPENDITURES
AND CHANGES IN FUND BALANCE
GOVERNMENTAL FUNDS
FOR THE THREE (3) MONTHS ENDED 12/31/2016

<u>COMBINED TOTAL</u>		<u>GENERAL</u>	<u>ROAD & BRIDGE</u>	<u>DEBT SERVICE</u>
	REVENUES:			
\$195,251,732.05	TAXES, LICENSES AND PERMITS	\$176,459,953.68	\$120.44	\$18,791,657.93
13,102,412.14	FEES OF OFFICE	7,677,998.55	2,728,590.00	0.00
1,094,072.49	FINES	1,094,072.49	0.00	0.00
30,656,878.81	INTERGOVERNMENTAL	3,902,239.27	30,449.89	0.00
470,356.30	INVESTMENT INCOME	81,531.88	17,543.02	6,719.92
<u>2,686,720.12</u>	MISCELLANEOUS	<u>1,613,643.05</u>	<u>51,126.84</u>	<u>250.03</u>
243,262,171.91	TOTAL REVENUES	190,829,438.92	2,827,830.19	18,798,627.88
	EXPENDITURES:			
	CURRENT:			
39,705,252.17	GENERAL GOVERNMENT	30,078,349.23	928,302.15	0.00
33,051,809.02	PUBLIC SAFETY	31,723,934.36	0.00	0.00
39,385,442.13	JUDICIAL	36,672,529.40	0.00	0.00
19,490,255.27	COMMUNITY SERVICES	1,556,632.96	0.00	0.00
5,148,886.33	TRANSPORTATION	0.00	5,148,886.33	0.00
6,496,620.44	CAPITAL/CONSTRUCTION	0.00	0.00	0.00
<u>2,000.00</u>	DEBT SERVICE	<u>0.00</u>	<u>0.00</u>	<u>2,000.00</u>
<u>143,280,265.36</u>	TOTAL EXPENDITURES	<u>100,031,445.95</u>	<u>6,077,188.48</u>	<u>2,000.00</u>
99,981,906.55	EXCESS (DEFICIT) OF REVENUES OVER EXPENDITURES	90,797,992.97	(3,249,358.29)	18,796,627.88
	OTHER FINANCING SOURCES (USES):			
11,473,023.61	OPERATING TRANSFERS IN	156,537.34	1,677,859.97	0.00
<u>(11,473,023.61)</u>	OPERATING TRANSFERS OUT	<u>(10,760,450.70)</u>	<u>0.00</u>	<u>0.00</u>
99,981,906.55	EXCESS (DEFICIT) OF REVENUES AND OPERATING TRANSFERS OVER EXPENDITURES	80,194,079.61	(1,571,498.32)	18,796,627.88
	FUND BALANCES:			
<u>331,843,468.49</u>	BEGINNING OF PERIOD	<u>85,632,114.36</u>	<u>12,258,846.61</u>	<u>1,421,595.52</u>
<u>\$431,825,375.04</u>	END OF PERIOD	<u>\$165,826,193.97</u>	<u>\$10,687,348.29</u>	<u>\$20,218,223.40</u>

<u>CAPITAL PROJECTS</u>	<u>GRANT FUNDS</u>	<u>OTHER GOVERNMENTAL FUNDS</u>
\$0.00	\$0.00	\$0.00
0.00	314,222.88	2,381,600.71
0.00	0.00	0.00
0.00	23,613,014.51	3,111,175.14
285,888.43	14,040.30	64,632.75
<u>24,944.47</u>	<u>48,778.51</u>	<u>947,977.22</u>
310,832.90	23,990,056.20	6,505,385.82
0.00	6,382,300.57	2,316,300.22
0.00	876,626.74	451,247.92
0.00	2,201,125.09	511,787.64
0.00	13,771,903.33	4,161,718.98
0.00	0.00	0.00
5,434,067.73	758,100.47	304,452.24
<u>0.00</u>	<u>0.00</u>	<u>0.00</u>
<u>5,434,067.73</u>	<u>23,990,056.20</u>	<u>7,745,507.00</u>
(5,123,234.83)	0.00	(1,240,121.18)
9,053,830.22	6,405.57	578,390.51
<u>0.00</u>	<u>(6,405.57)</u>	<u>(706,167.34)</u>
3,930,595.39	0.00	(1,367,898.01)
<u>187,335,394.36</u>	<u>0.00</u>	<u>45,195,517.64</u>
<u>\$191,265,989.75</u>	<u>\$0.00</u>	<u>\$43,827,619.63</u>

TARRANT COUNTY, TEXAS
STATEMENT OF NET POSITION
PROPRIETARY FUNDS
AS OF 12/31/2016

<u>COMBINED TOTAL</u>		<u>ENTERPRISE</u>	<u>INTERNAL SERVICE</u>
	ASSETS		
\$16,499,010.14	CASH AND INVESTMENTS	\$2,322,337.84	\$14,176,672.30
650,565.39	OTHER RECEIVABLES (NET)	32,145.46	618,419.93
199,285.65	PREPAID EXPENSES AND INVENTORY	5,285.65	194,000.00
<u>4,461,098.13</u>	FIXED ASSETS (NET)	<u>4,461,098.13</u>	<u>0.00</u>
<u>21,809,959.31</u>	TOTAL ASSETS	<u>6,820,867.08</u>	<u>14,989,092.23</u>
	DEFERRED OUTFLOWS OF RESOURCES		
104,673.00	PENSION CONTRIBUTIONS AFTER MEASUREMENT DATE	104,673.00	0.00
255,513.00	DIFFERENCE IN PROJECTED AND ACTUAL EARNINGS	255,513.00	0.00
<u>53,062.00</u>	CHANGES IN ASSUMPTIONS	<u>53,062.00</u>	<u>0.00</u>
<u>413,248.00</u>	TOTAL DEFERRED OUTFLOWS OF RESOURCES	<u>413,248.00</u>	<u>0.00</u>
	LIABILITIES		
\$461,859.55	ACCOUNTS PAYABLE	\$57,583.44	\$404,276.11
12,848,561.26	OTHER LIABILITIES	31,491.55	12,817,069.71
348,854.67	ADVANCE FROM CAPITAL PROJECTS FUND	348,854.67	0.00
141,486.88	UNEARNED REVENUE	83,804.15	57,682.73
1,081,604.00	NET PENSION LIABILITY	1,081,604.00	0.00
<u>179,787.50</u>	COMPENSATED ABSENCES	<u>179,787.50</u>	<u>0.00</u>
<u>15,062,153.86</u>	TOTAL LIABILITIES	<u>1,783,125.31</u>	<u>13,279,028.55</u>
	DEFERRED INFLOWS OF RESOURCES		
<u>40,772.00</u>	DIFFERENCE IN EXPECTED AND ACTUAL EXPERIENCE	<u>40,772.00</u>	<u>0.00</u>
<u>40,772.00</u>	TOTAL DEFERRED INFLOWS OF RESOURCES	<u>40,772.00</u>	<u>0.00</u>
	NET POSITION		
<u>7,120,281.45</u>	NET POSITION	<u>5,410,217.77</u>	<u>1,710,063.68</u>
<u>\$7,120,281.45</u>	TOTAL NET POSITION	<u>\$5,410,217.77</u>	<u>\$1,710,063.68</u>

TARRANT COUNTY, TEXAS
COMBINED STATEMENT OF REVENUES, EXPENSES
AND CHANGES IN FUND NET POSITION
PROPRIETARY FUNDS
FOR THE THREE (3) MONTHS ENDED 12/31/2016

<u>COMBINED TOTAL</u>		<u>ENTERPRISE</u>		<u>INTERNAL SERVICE</u>
	OPERATING REVENUES:			
\$791,490.57	BUILDING RENTALS	\$791,490.57		\$0.00
4,829,876.37	USER FEES	0.00		4,829,876.37
14,435,458.23	COUNTY CONTRIBUTIONS	0.00		14,435,458.23
<u>199,673.49</u>	OTHER REVENUES	<u>22,971.45</u>		<u>176,702.04</u>
20,256,498.66	TOTAL OPERATING REVENUES	814,462.02		19,442,036.64
	OPERATING EXPENSES:			
322,064.22	PERSONNEL	309,708.05		12,356.17
344,122.46	BUILDING AND EQUIPMENT	340,440.93		3,681.53
70,139.40	DEPRECIATION AND AMORTIZATION	70,139.40		0.00
18,069,891.97	SELF INSURANCE CLAIMS	0.00		18,069,891.97
1,745,746.99	INSURANCE PREMIUMS	25,812.00		1,719,934.99
823,825.99	ADMINISTRATION	0.00		823,825.99
<u>271,750.72</u>	OTHER EXPENSES	<u>31,919.67</u>		<u>239,831.05</u>
<u>21,647,541.75</u>	TOTAL OPERATING EXPENSES	<u>778,020.05</u>		<u>20,869,521.70</u>
(1,391,043.09)	OPERATING INCOME (LOSS)	36,441.97		(1,427,485.06)
	NON-OPERATING REVENUE (EXPENSE):			
<u>24,725.69</u>	INTEREST INCOME	<u>3,511.36</u>		<u>21,214.33</u>
(1,366,317.40)	NET INCOME (LOSS) BEFORE TRANSFERS	39,953.33		(1,406,270.73)
	OPERATING TRANSFERS:			
0.00	OPERATING TRANSFERS IN	0.00		0.00
<u>0.00</u>	OPERATING TRANSFERS OUT	<u>0.00</u>		<u>0.00</u>
(1,366,317.40)	NET INCOME (LOSS)	39,953.33		(1,406,270.73)
	NET POSITION:			
<u>8,486,598.85</u>	BEGINNING OF PERIOD	<u>5,370,264.44</u>		<u>3,116,334.41</u>
<u>\$7,120,281.45</u>	END OF PERIOD	<u>\$5,410,217.77</u>		<u>\$1,710,063.68</u>

TARRANT COUNTY, TEXAS
COMBINED BALANCE SHEET
AGENCY FUNDS
AS OF 12/31/2016

<u>COMBINED TOTAL</u>		<u>PAYROLL CLEARING</u>	<u>FEE OFFICE</u>	<u>COMMUNITY SUPERVISION & CORRECTIONS</u>
ASSETS				
\$93,195,899.06	CASH AND INVESTMENTS	\$4,999,353.39	\$79,191,891.42	\$9,004,654.25
141,827.01	OTHER RECEIVABLES	41,201.54	0.00	100,625.47
1,676.69	FEE OFFICE RECEIVABLE	0.00	1,676.69	0.00
<u>67,375,840.69</u>	RESTRICTED ASSETS	<u>0.00</u>	<u>67,375,840.69</u>	<u>0.00</u>
<u><u>\$160,715,243.45</u></u>	TOTAL ASSETS	<u><u>\$5,040,554.93</u></u>	<u><u>\$146,569,408.80</u></u>	<u><u>\$9,105,279.72</u></u>
LIABILITIES AND FUND BALANCE				
\$18,861.05	ACCOUNTS PAYABLE	\$5,169.38	\$0.00	\$13,691.67
<u>160,696,382.40</u>	OTHER LIABILITIES	<u>5,035,385.55</u>	<u>146,569,408.80</u>	<u>9,091,588.05</u>
<u><u>\$160,715,243.45</u></u>	TOTAL LIABILITIES AND FUND BALANCE	<u><u>\$5,040,554.93</u></u>	<u><u>\$146,569,408.80</u></u>	<u><u>\$9,105,279.72</u></u>

TARRANT COUNTY, TEXAS
NOTES TO COMBINED FINANCIAL STATEMENTS
FOR THE THREE (3) MONTHS ENDED 12/31/2016

I. SUMMARY OF SIGNIFICANT ACCOUNTING POLICIES:

Reporting Entity

The accompanying financial statements reflect the funds and accounts of the financial reporting entity Tarrant County, Texas (the "County"), as of December 2016 and for the three months then ended. Other components of the County not included in the accompanying financial statements include, Tarrant County Hospital District, Tarrant County Mental Health and Mental Retardation Services, Tarrant County Industrial Development Corporation, Tarrant County Health Facilities Development Corporation, Tarrant County Cultural Education Facilities Finance Corporation, and Tarrant County Housing Financing Corporation. These components are technically a part of the "reporting entity" because of the budgetary oversight responsibility by the Commissioners' Court of Tarrant County. These components however are unrelated to the financial condition and results of operations of the County, and have been excluded from the accompanying financial statements. Separate financial statements of these entities are available upon request.

Revenue Recognition

Revenue is generally recognized on the modified accrual basis. Under this method of accounting, revenues are recognized when susceptible to accrual, i.e., both measurable and available. The primary revenue sources susceptible to accrual are property taxes, fines and fees due to fee offices which are recognized as unavailable revenue until cash is received. Other sources are generally not measurable until received in cash.

Expenditure Recognition

Expenditures are recorded when incurred. Expenditures for principal and interest on long-term debt are recorded when due. The accrual basis of accounting is utilized in the proprietary funds. Encumbrances are not included as expenditures.

Budget Basis Reporting

The budget is prepared utilizing a modified cash basis of accounting, with adjustments for encumbrances, as allowed by state statutes. Budget basis information is presented in the accompanying "Budgetary Information" section at a summary level. Budget information at the legal level of control is available upon request.

Investment Income Allocation

To maximize investment earnings on "idle" cash and cash equivalents, a "pooled cash" concept is utilized. Under this concept nearly all deposits are maintained in the same bank account and are invested on a daily basis. Generally, interest earnings are allocated to each fund based on the funds relative percentage of the total pool.

Pension Liability

The net pension liability was actuarially valued as of December 31, 2015. The net pension liability recorded in the Resource Connection is \$1,081,604. The amount for the governmental funds is \$361,022,095, which is reported in the comprehensive annual financial report.

Compensated Absences

Accumulated unpaid vacation leave and vested sick pay have been recorded in the Enterprise Fund for the Resource Connection. An additional amount has been accrued for salary related payments associated with the payment of compensated absences. The amount of compensated absences for the remaining governmental funds is \$43,569,642 which is reported in the comprehensive annual financial report.

TARRANT COUNTY, TEXAS
NOTES TO COMBINED FINANCIAL STATEMENTS
FOR THE THREE (3) MONTHS ENDED 12/31/2016

I. SUMMARY OF SIGNIFICANT ACCOUNTING POLICIES (CONT'D):

Deferred Outflows/Inflows of Resources

Deferred outflows of resources apply to future periods and so will not be recognized as an expense/ expenditure until then. Deferred inflows of resources apply to future periods and will be recognized as a revenue at that time.

Incurred but Not Reported

Included in the "Other Liabilities" of the Internal Service fund's Employee Benefits is \$4,200,000 of incurred but not reported medical and drug claims.

II. BASIS OF PRESENTATION:

The accounts of the County are organized and operated on the basis of funds, each of which is considered a separate accounting entity. Government resources are allocated to and accounted for in individual funds based on the purpose for which they are to be spent and the means by which spending activities are controlled.

Funds are classified into three categories: Governmental, Proprietary and Fiduciary. Each category is divided into separate fund types. The following fund types are used by the County.

Governmental Funds: Used to account for all or most of a government's general activity.

General Fund – used to account for the general operations of the County.

Road and Bridge Fund – used to account for the collection and expenditure of those monies designated to be spent for acquisition, construction and maintenance of county roads and bridges.

Debt Service Fund – used to account for accumulation of resources and for the payment of general long-term debt principal, interest, and related costs.

Capital Projects Funds – used to account for financial resources to be used for the acquisition and/or construction of major capital facilities.

Grant Funds – used to account for the activities conducted under the many grant agreements between the County and various state and federal organizations.

Other Governmental Funds – used to account for specific revenue sources which are legally restricted to expenditures for specified purposes.

Proprietary Funds: Used to account for operations that are financed in a manner similar to those in the private sector, where the determination of net income is appropriate for sound financial administration.

Enterprise Fund – used to account for operations that are financed and operated in a manner similar to private enterprise where the County's intent is to provide goods or services to the public on a continuing basis financed primarily through user charges. The County operates two enterprise funds, the Resource Connection and Oil and Gas Royalty.

Internal Service Funds – used to account for the various self-insurance activities for the County.

**TARRANT COUNTY, TEXAS
NOTES TO COMBINED FINANCIAL STATEMENTS
FOR THE THREE (3) MONTHS ENDED 12/31/2016**

II. BASIS OF PRESENTATION (CONT'D):

Fiduciary Funds: Used to account for assets held by the County in a trustee or agency capacity for others and therefore cannot be used to support the government's own programs.

Payroll Clearing – used to account for deductions and matching contributions from employees paychecks to be remitted to third parties.

Fee Office funds – used to account for monies still in the custody of the fee officers. It includes tax collections on behalf of other taxing jurisdictions and restricted assets of court ordered trust funds administered by the County Clerk and District Clerk.

Community Supervision and Corrections – used to account for the State agency funds in the County depository.

III. NEGATIVE CASH BALANCES:

The following funds have negative cash balances at the balance sheet date. This occurs when expenditures exceed revenue collection. The General Fund has advanced money to these Funds thereby, allowing for continued operation of the related programs. These advances by the General Fund have been reflected in the accompanying combined balance sheet as Due from other funds. The advances also represent a loss of investment earnings to the General Fund and are not a reimbursable item by the grantor under reimbursing grant agreements.

Most negative cash balances arise in the County's reimbursing grant programs. These programs require the payment of expenditures prior to the reimbursement by the grantor. These cash deficits have existed for years and do not create any major concerns. However, this information is helpful to the reader of the financial statements to provide a fuller understanding of the details of County operations.

<u>FUND</u>	<u>DEFICIT</u>
F0025 DHHS-RYAN WHITE TITLE IV PART D - WOMEN, INFANTS, CHILDREN	\$ 43,097.49
F0027 RYAN WHITE PART C - OUTPATIENT EIS PROGRAM	114,605.81
F0028 RYAN WHITE HIV/AIDS TREATMENT MODERNIZATION ACT PART A	444,850.57
F0031 HIV/STAT SERVICES	83,827.34
F0032 RYAN WHITE PART B	99,484.01
F0033 SURVEILLANCE	17,466.49
F0035 HIV PREVENTION	81,323.07
F0037 HIV/HOPWA	1,696.36
F0038 STD/HIV OPER	281,773.32
F0040 TDFPS-COMMUNITY YOUTH DEVELOPMENT	44,223.04
F0042 BIOTERRORISM PREPAREDNESS - LAB	28,553.85
F0043 BIOTERRORISM FORMULA	143,825.20
F0044 DSHS-C.R.I - CITIES READINESS INITIATIVE	29,192.53
F0045 TB/PC-TB CONTROL & PREVENTION (CLINIC)	99,722.62
F0046 TUBERCULOSIS - PREVENTION AND CONTROL	257,263.15
F0047 REFUGEE HEALTH	86,505.62
F0051 IMMUNIZATIONS	66,466.45
F0054 INFECTIOUS DISEASE CONTROL UNIT/FLU-LAB	3,255.31
F0058 DFCHS - HEALTHY TEXAS BABIES	8,849.90
F0059 DSH-IDCU/SUREB-EBOLA ACTIVITIES	29,433.21
F0060 WIC CARD PARTICIPATION	1,716,766.74

**TARRANT COUNTY, TEXAS
NOTES TO COMBINED FINANCIAL STATEMENTS
FOR THE THREE (3) MONTHS ENDED 12/31/2016**

III. NEGATIVE CASH BALANCES (CONT'D):

<u>FUND</u>	<u>DEFICIT</u>
F0062 ESSENTIAL HEALTH SERVICES OFFICE OF PUBLIC HEALTH PRACTICE	\$ 88,835.81
F0073 FOODBORNE ILLNESS SURVEILLANCE & INVESTIGATION	9,759.74
F0093 NURSE FAMILY PARTNERSHIP GRANT	109,843.30
F0095 CDC-UNTHSC-TUBERCULOSIS EPIDEMIOLOGIC RESEARCH	40,374.26
F0096 HPV ACTION PLAN - (NACCHO)	4,367.94
F0097 CPS-EBOLA PUBLIC HEALTH PREPAREDNESS	84,378.45
G0008 CJD - FAMILY DRUG COURT	8,333.31
G0012 VETERANS COURT PROGRAM	53,221.95
G0018 CJD-REACHING INDEPENDENCE THROUGH SELF EMPOWERMENT (RISE)	30,869.95
G0061 LIFESKILLS TRAINING	19,992.40
G0062 FIRST OFFENDER PROGRAM	9,183.69
G0081 VAWA - PROTECTIVE ORDER UNIT	9,279.75
G0082 CJD-BILINGUAL VICTIM ASSISTANCE COORDINATOR	12,578.36
G0084 D.I.R.E.C.T. PROGRAM	43,275.30
G0085 MENTAL HEALTH DIVERSION COURT PROGRAM	585.00
G0086 CJD-MISDEMEANOR DWI COURT	18,380.39
G0089 FELONY ALCOHOL INTERVENTION PROGRAM (CJD)	26,825.94
H0041 HOME ADMINISTRATIVE FUNDS	198,828.31
H0042 COMMUNITY DEVELOPMENT BLOCK GRANT ADMIN	1,707,826.71
H0061 HOUSING OPPORTUNITIES FOR PERSONS WITH AIDS (HOPWA)	769.98
H0071 EMERGENCY SHELTER PROGRAM	78,905.44
H0500 SUPPORTIVE HOUSING PROGRAM	119,330.96
L0013 OJP-DOJ-NIJ-FORENSIC DNA BACKLOG REDUCTION GRANT	48,151.43
L0016 TARRANT CO CSCD HONEST OPPORTUNITY PROBATION W/ ENFORCEMENT	8,773.21
M0008 L.L.E.B.G.-MENTAL HEALTH LIASION PROGRAM	19,065.30
M0010 ADULT DRUG COURT- JAG (MENTAL HEALTH LIAISON)	11,720.51
M0014 ACCESS AND VISITATION GRANT	9,780.00
M0022 AUTO THEFT TASK FORCE	581,894.83
M0040 HOMELAND SECURITY GRANT PROGRAM	33,405.99
M0044 TXDOT COURTESY PATROL PROGRAM	494,839.00
M0048 BILINGUAL VICTIMS ASSISTANCE COORDINATOR	10,968.63
M0061 VETERANS' ASSISTANCE GRANT	14,021.78
M0066 TXDOT-TRAFFIC SAFETY FOR EXPANSION OF THE DWI NO REFUSAL	18,815.00
M0075 ENHANCED MOBILITY OF SENIORS AND INDIVIDUALS WITH DISABILITIES	8,626.66
M0077 HIGH OCCUPANCY VEHICLE ENFORCEMENT - TXDOT	22,683.66
M0140 HOMELAND SECURITY GRANT PROGRAM M & A	424.86
P0011 STATE FINANCIAL ASSISTANCE FUND (BPS)	54,485.17
P0014 TJPC-STATE AID - JUVENILE SUPPLEMENTAL PAY	144,999.86
P0016 TJJD-SPECIAL NEEDS DIVERSIONARY PROGRAM	5,251.36
P0027 TJPC-JJAEP	238,987.85
R0017 HUD-VASH - VETERANS AFFAIRS SUPPORTIVE HOUSING	399,088.93
R0032 SHELTER PLUS CARE	4,554.56
W0042 EMERGENCY FOOD AND SHELTER PROGRAM	14,517.00
SUB-TOTAL GRANTS	<u>8,502,984.61</u>
G1100 8TH ADMINISTRATIVE JUDICIAL REGION	14,938.61
T3100 TC EMERGENCY SERVICE DISTRICT #1	10,461.46
T7100 CONTRACT ELECTIONS	111,037.15
T7300 ELECTIONS CHAPTER 19	3,109.39
	<u>\$ 8,642,531.22</u>

TARRANT COUNTY, TEXAS
NOTES TO COMBINED FINANCIAL STATEMENTS
FOR THE THREE (3) MONTHS ENDED 12/31/2016

IV. INVESTMENTS:

All investment securities are purchased on the basis of "Delivery vs. Payment" and are held at JPMorgan Chase Bank – New York by the Safekeeping Department in a segregated account in the name of Tarrant County. "Delivery vs. Payment" means that the County's money is not released until the securities are delivered to the Safekeeping Department.

All securities held and transactions executed during the period conform to the requirements of the Government Code Section 2256, The Public Funds Investment Act, and the Tarrant County Investment Policy, as adopted by the Commissioners Court on November 22, 2016.

DESCRIPTION/ COUPON RATE	PAR	PURCHASE DATE	MATURITY DATE	YIELD TO MATURITY	BOOK VALUE	MARKET VALUE
FNMA 1.25% non callable	5,000,000	11/20/15	01/30/17	0.660%	5,028,690	5,028,690
FHLMC 0.875% non callable	3,000,000	03/03/16	02/22/17	0.703%	3,010,760	3,010,760
FHLMC 1.0% non callable	5,000,000	12/23/15	03/08/17	0.840%	5,019,889	5,019,889
FNMA 1.125% non callable	5,000,000	02/19/16	04/27/17	0.650%	5,017,734	5,017,734
FHLMC 1.25% non callable	5,000,000	11/20/15	05/12/17	0.770%	5,019,567	5,019,567
FHLMC 1.0% non callable	3,000,000	02/19/16	06/29/17	0.700%	3,004,858	3,004,858
FHLMC 0.75% non callable	4,000,000	03/03/16	07/14/17	0.800%	4,014,600	4,014,600
FNMA 0.875% non callable	4,000,000	03/03/16	08/28/17	0.810%	4,014,732	4,014,732
FNMA 1.0% non callable	4,000,000	03/03/16	09/20/17	0.872%	4,014,901	4,014,901
FNMA 0.875% non callable	4,000,000	05/25/16	10/26/17	0.859%	4,007,002	4,007,002
FHLB 3.125% non callable	3,000,000	12/22/16	12/08/17	0.925%	3,068,133	3,068,133
Total Securities					45,220,866	45,220,866
				Average Rate		
JPMorgan Chase Savings				0.690%	172,350,824	172,350,824
JPMorgan Chase Savings II				0.690%	30,467,176	30,467,176
JPMorgan Chase Checking				0.690%	84,184,683	84,184,683
Lone Star Investment Pool				0.460%	24,411,434	24,411,434
TexStar Investment Pool				0.480%	19,273,608	19,273,608
TexPool Investment Pool				0.460%	19,004,748	19,004,748
TOTAL INVESTMENTS					\$ 394,913,339	\$ 394,913,339

Governmental Accounting Standards Board (GASB) Statement 31 requires that the book value of securities reflect the current market value. The book value of the securities listed above has been increased by \$9,113 to reflect the current market value at December 31, 2016.

**TARRANT COUNTY, TEXAS
NOTES TO COMBINED FINANCIAL STATEMENTS
FOR THE THREE (3) MONTHS ENDED 12/31/2016**

V. CAPITAL ASSETS:

A summary of the Governmental Funds' capital assets follows:

	<u>Balance October 1, 2016</u>	<u>Additions</u>	<u>Disposals/ Adjustments</u>	<u>Balance December 31, 2016</u>
Land and land improvements	\$ 55,033,797.57			\$ 55,033,797.57
Building and improvements	474,426,922.54	\$ 925,552.09	\$ 4,523,866.82	479,876,341.45
Construction in progress	15,259,305.02	795,225.38	(4,523,866.82)	11,530,663.58
Fixed equipment	136,986,910.81	864,663.80	(428,687.71)	137,422,886.90
Infrastructure	114,418,577.61			114,418,577.61
	<u>\$ 796,125,513.55</u>	<u>\$2,585,441.27</u>	<u>\$ (428,687.71)</u>	<u>\$ 798,282,267.11</u>

VI. SCHEDULE OF OUTSTANDING BONDED DEBT:

	<u>AMOUNT</u>	<u>INTEREST RATES</u>
2007 - General Obligation	\$ 2,435,000	5.00%
2008 - General Obligation	9,725,000	4.00% to 5.00%
2010 - Limited Tax Refunding & Improvement Bonds	52,350,000	4.00% to 5.00%
2013 - Limited Tax Refunding & Improvement Bonds	62,870,000	5.00%
2015 - Limited Tax Refunding & Improvement Bonds	66,935,000	3.00% to 5.00%
2015A - Limited Tax Refunding & Improvement Bonds	78,965,000	1.97%
2016 - Limited Tax Refunding & Improvement Bonds	70,905,000	1.48%
Total Outstanding Bonded Debt	<u>\$ 344,185,000</u>	

Arbitrage provisions of the Internal Revenue Tax Act of 1986 require the County to rebate excess arbitrage earnings from bond proceeds to the federal government. This amount was estimated to be \$0 as of September 30, 2016.

VII. FEE OFFICE FINANCIAL STATUS:

These financial statements reflect financial balances as of the date indicated below for the fee offices of the County:

<u>OFFICE</u>	<u>AS OF</u>	<u>OFFICE</u>	<u>AS OF</u>
Tax Assessor/Collector	November 30, 2016	Child Support	November 30, 2016
County Clerk	November 30, 2016	Child Support – Trust	November 30, 2016
Sheriff	November 30, 2016	Justice of Peace 1	November 30, 2016
Constable 1	November 30, 2016	Justice of Peace 2	November 30, 2016
Constable 2	November 30, 2016	Justice of Peace 3	November 30, 2016
Constable 3	November 30, 2016	Justice of Peace 4	November 30, 2016
Constable 4	November 30, 2016	Justice of Peace 5	November 30, 2016
Constable 5	November 30, 2016	Justice of Peace 6	November 30, 2016
Constable 6	November 30, 2016	Justice of Peace 7	November 30, 2016
Constable 7	November 30, 2016	Justice of Peace 8	November 30, 2016
Constable 8	November 30, 2016	Community Supervision	
District Attorney	November 30, 2016	& Corrections	November 30, 2016
District Clerk	November 30, 2016	Domestic Relations	November 30, 2016
Probate Administrator	December 31, 2016		

TARRANT COUNTY, TEXAS
NOTES TO COMBINED FINANCIAL STATEMENTS
FOR THE THREE (3) MONTHS ENDED 12/31/2016

VIII. CONTINGENCIES:

The County is self-insured for workers' compensation, automobile bodily injury and property damage, comprehensive general liability and all self-insured retentions for existing policies. At December 31, 2016, \$8,599,932 has been accrued, based on an actuarial assessment, to provide for potential losses resulting from pending or threatened litigation, asserted claims and claims incurred but not reported.



**TARRANT COUNTY, TEXAS
CAPITAL PROJECT FUNDS
FUND DESCRIPTIONS**

FUND 45100 - NON-DEBT CAPITAL FUND

This fund was established to account for capital acquisitions funded from County auction proceeds, operating transfers from general fund, gas signing bonuses and gas royalties.

FUND 47500 – 1998 BOND ELECTION FUND

This fund was established to account for the expenditure of the proceeds of General Obligation Bonds issued to fund capital acquisitions originally approved by the voters, primarily for the construction of the law center.

FUND 47600 – 2006 BOND ELECTION FUND

This fund was established to account for the expenditure of the proceeds of General Obligation Bonds issued to fund capital acquisitions originally approved by the voters.

FUND 47700 – 2006 BOND ELECTION-TRANSPORTATION FUND

This fund was established to account for the expenditure of the proceeds of General Obligation Bonds issued to fund transportation projects originally approved by the voters.

**TARRANT COUNTY, TEXAS
COMBINING BALANCE SHEET
CAPITAL PROJECTS FUNDS
AS OF 12/31/2016**

<u>COMBINED TOTAL</u>		<u>NON-DEBT CAPITAL</u>	<u>1998 BOND ELECTION</u>	<u>2006 BOND ELECTION</u>
ASSETS				
\$192,416,286.84	CASH AND INVESTMENTS	\$68,985,048.27	\$123,076.06	\$47,586,833.91
291,136.77	OTHER RECEIVABLES	291,136.77	0.00	0.00
348,854.67	ADVANCE TO ENTERPRISE FUND	348,854.67	0.00	0.00
6,043.66	PREPAID EXPENSES & INVENTORY	6,043.66	0.00	0.00
<u>\$193,062,321.94</u>	TOTAL ASSETS	<u>\$69,631,083.37</u>	<u>\$123,076.06</u>	<u>\$47,586,833.91</u>
LIABILITIES AND FUND BALANCE				
LIABILITIES:				
\$1,796,332.19	ACCOUNTS PAYABLE	\$1,702,455.44	\$0.00	\$93,876.75
0.00	OTHER LIABILITIES	0.00	0.00	0.00
1,796,332.19	TOTAL LIABILITIES	1,702,455.44	0.00	93,876.75
FUND BALANCE :				
<u>191,265,989.75</u>	FUND BALANCE	<u>67,928,627.93</u>	<u>123,076.06</u>	<u>47,492,957.16</u>
<u>\$193,062,321.94</u>	TOTAL LIABILITIES AND FUND BALANCE	<u>\$69,631,083.37</u>	<u>\$123,076.06</u>	<u>\$47,586,833.91</u>

2006
BOND ELECTION
TRANSPORTATION

\$75,721,328.60
0.00
0.00
0.00

\$75,721,328.60

\$0.00
0.00

0.00

75,721,328.60

\$75,721,328.60

TARRANT COUNTY, TEXAS
COMBINING STATEMENT OF REVENUES AND EXPENDITURES
AND CHANGES IN FUND BALANCE
CAPITAL PROJECTS FUNDS
FOR THE THREE (3) MONTHS ENDED 12/31/2016

<u>COMBINED TOTAL</u>		<u>NON-DEBT CAPITAL</u>	<u>1998 BOND ELECTION</u>	<u>2006 BOND ELECTION</u>
REVENUES:				
\$285,888.43	INVESTMENT INCOME	\$99,957.85	\$0.00	\$71,287.74
<u>24,944.47</u>	MISCELLANEOUS	<u>24,944.47</u>	<u>0.00</u>	<u>0.00</u>
310,832.90	TOTAL REVENUES	124,902.32	0.00	71,287.74
EXPENDITURES:				
<u>5,434,067.73</u>	CAPITAL/CONSTRUCTION	<u>3,964,802.18</u>	<u>0.00</u>	<u>223,011.91</u>
<u>5,434,067.73</u>	TOTAL EXPENDITURES	<u>3,964,802.18</u>	<u>0.00</u>	<u>223,011.91</u>
(5,123,234.83)	EXCESS (DEFICIT) OF REVENUES OVER EXPENDITURES	(3,839,899.86)	0.00	(151,724.17)
OTHER FINANCING SOURCES (USES):				
<u>9,053,830.22</u>	OPERATING TRANSFERS IN	<u>9,053,830.22</u>	<u>0.00</u>	<u>0.00</u>
3,930,595.39	EXCESS (DEFICIT) OF REVENUES AND OPERATING TRANSFERS OVER EXPENDITURES	5,213,930.36	0.00	(151,724.17)
FUND BALANCE (DEFICIT):				
<u>187,335,394.36</u>	BEGINNING OF PERIOD	<u>62,714,697.57</u>	<u>123,076.06</u>	<u>47,644,681.33</u>
<u>\$191,265,989.75</u>	END OF PERIOD	<u>\$67,928,627.93</u>	<u>\$123,076.06</u>	<u>\$47,492,957.16</u>

2006
BOND ELECTION
TRANSPORTATION

\$114,642.84
0.00

114,642.84

1,246,253.64

1,246,253.64


(1,131,610.80)

0.00

(1,131,610.80)

76,852,939.40

\$75,721,328.60



**TARRANT COUNTY, TEXAS
OTHER GOVERNMENTAL FUNDS
FUND DESCRIPTION**

FUND 24100 - LAW LIBRARY FUND

This fund was established, pursuant to State statutes, to account for the collection and expenditure of monies collected in civil cases supporting the Tarrant County Law Library.

FUND 25100 - VEHICLE INVENTORY TAX FUND

This fund was established, pursuant to State statutes, to account for any interest earnings generated from the vehicle inventory tax, which the collector shall retain to defray the cost of collecting this tax. The Tax Assessor has discretion over the use of this fund.

RECORDS PRESERVATION FUNDS

These funds were established, pursuant to State statutes, to account for the collection and expenditure of monies collected for the preservation and automation of County records. These funds are further described on page 27.

FUND 24200 - EDUCATION FUND

This fund was established, pursuant to State statutes, to account for the collection and expenditure of monies collected to provide for the continuing education of those officials and employees associated with the probate courts and certain law enforcement offices.

FUND T0400 - PUBLIC HEALTH FUND

The Tarrant County Hospital District provides funding for the operation of the Tarrant County Health Department in an effort to aggregate the cost of health service to Tarrant County residents. This funding arrangement began in 1999. These costs were previously paid from the County's General fund. This fund also includes the Medicaid 1115 Waiver, this waiver is to enhance access to health care, increase the quality of care, improve the cost-effectiveness of care provided and better serve the health of the patients and their families.

FUND 22300 - CONSUMER HEALTH FUND

This fund was established, pursuant to State statutes, to account for the collection of food permit fees and expenditures incurred in connection with issuing permits and conducting inspections.

COURT DESIGNATED FUNDS

These funds were established to account for the collection and expenditures of court ordered fees, pursuant to State statutes. These funds are further described on page 33.

FUNDS (D6200-D8700) - DISTRICT ATTORNEY CONTRACTS

These funds are used to account for monies collected by the District Attorney which are used in the investigation of criminal activities. These monies consist primarily of fees for bad checks and forfeited monies resulting from narcotics related convictions.

FUNDS (S4300-S9700) – SHERIFF CONTRACTS

These funds are used to account for monies collected by activities in the Sheriff Department. These activities include fees from operation of the jail commissary which are used for the benefit of the jail inmates. Some of these funds are the custody of the Sheriff. Monies are also collected from forfeitures resulting from narcotics related activities.

FUNDS (G1100,T0500-T9900) – MISCELLANEOUS CONTRACTS

These funds are used to account for monies received by Tarrant County as contributions for specified purposes.

TARRANT COUNTY, TEXAS
COMBINING BALANCE SHEET
OTHER GOVERNMENTAL FUNDS
AS OF 12/31/2016

<u>COMBINED TOTAL</u>		<u>LAW LIBRARY</u>	<u>VEHICLE INVENTORY TAX</u>	<u>RECORDS PRESERVATION FUNDS</u>	<u>EDUCATION</u>
ASSETS					
\$45,150,971.74	CASH AND INVESTMENTS	\$770,828.06	\$402,182.02	\$15,643,495.16	\$229,118.63
6,770,119.45	OTHER RECEIVABLES	8,114.00	0.00	52,572.88	295.00
<u>79,883.41</u>	PREPAID EXPENSES AND INVENTORY	<u>166.67</u>	<u>0.00</u>	<u>5,388.82</u>	<u>0.00</u>
<u>\$52,000,974.60</u>	TOTAL ASSETS	<u>\$779,108.73</u>	<u>\$402,182.02</u>	<u>\$15,701,456.86</u>	<u>\$229,413.63</u>
LIABILITIES AND FUND BALANCE					
LIABILITIES:					
\$1,090,324.31	ACCOUNTS PAYABLE	\$52,470.75	\$2,877.97	\$16,707.53	\$0.00
3,529,552.87	OTHER LIABILITIES	11,925.09	2,517.99	86,151.76	0.00
139,546.61	DUE TO OTHER FUNDS	0.00	0.00	0.00	0.00
<u>3,413,931.18</u>	UNEARNED REVENUE	<u>0.00</u>	<u>0.00</u>	<u>0.00</u>	<u>0.00</u>
8,173,354.97	TOTAL LIABILITIES	64,395.84	5,395.96	102,859.29	0.00
FUND BALANCE :					
<u>43,827,619.63</u>	FUND BALANCES	<u>714,712.89</u>	<u>396,786.06</u>	<u>15,598,597.57</u>	<u>229,413.63</u>
<u>\$52,000,974.60</u>	TOTAL LIABILITIES AND FUND BALANCE	<u>\$779,108.73</u>	<u>\$402,182.02</u>	<u>\$15,701,456.86</u>	<u>\$229,413.63</u>

<u>PUBLIC HEALTH</u>	<u>CONSUMER HEALTH</u>	<u>COURT DESIGNATED FUNDS</u>	<u>DISTRICT ATTORNEY CONTRACTS</u>	<u>SHERIFF CONTRACTS</u>	<u>MISCELLANEOUS CONTRACTS</u>
\$12,422,399.85	\$561,791.87	\$2,333,675.74	\$4,257,540.23	\$4,570,907.26	\$3,959,032.92
6,135,684.68	0.00	5,469.02	0.00	0.00	567,983.87
35,827.68	0.00	0.00	0.00	38,500.24	0.00
<u>\$18,593,912.21</u>	<u>\$561,791.87</u>	<u>\$2,339,144.76</u>	<u>\$4,257,540.23</u>	<u>\$4,609,407.50</u>	<u>\$4,527,016.79</u>

\$217,268.61	\$0.00	\$21,294.16	\$2,499.96	\$59,047.78	\$718,157.55
382,903.19	32,421.71	10,346.07	2,907,974.15	56,257.76	39,055.15
0.00	0.00	0.00	0.00	0.00	139,546.61
<u>3,413,931.18</u>	<u>0.00</u>	<u>0.00</u>	<u>0.00</u>	<u>0.00</u>	<u>0.00</u>
4,014,102.98	32,421.71	31,640.23	2,910,474.11	115,305.54	896,759.31
<u>14,579,809.23</u>	<u>529,370.16</u>	<u>2,307,504.53</u>	<u>1,347,066.12</u>	<u>4,494,101.96</u>	<u>3,630,257.48</u>
<u>\$18,593,912.21</u>	<u>\$561,791.87</u>	<u>\$2,339,144.76</u>	<u>\$4,257,540.23</u>	<u>\$4,609,407.50</u>	<u>\$4,527,016.79</u>

TARRANT COUNTY, TEXAS
COMBINING STATEMENT OF REVENUES AND EXPENDITURES
AND CHANGES IN FUND BALANCE
OTHER GOVERNMENTAL FUNDS
FOR THE THREE (3) MONTHS ENDED 12/31/2016

<u>COMBINED TOTAL</u>		<u>LAW LIBRARY</u>	<u>VEHICLE INVENTORY TAX</u>	<u>RECORDS PRESERVATION FUNDS</u>	<u>EDUCATION</u>
	REVENUES:				
\$2,381,600.71	FEES OF OFFICE	\$276,820.56	\$0.00	\$1,154,091.39	\$5,265.00
3,111,175.14	INTERGOVERNMENTAL	0.00	0.00	0.00	0.00
64,632.75	INVESTMENT INCOME	1,078.75	612.00	23,065.75	0.00
947,977.22	MISCELLANEOUS	6,389.38	57.73	67.51	0.00
<u>6,505,385.82</u>	TOTAL REVENUES	<u>284,288.69</u>	<u>669.73</u>	<u>1,177,224.65</u>	<u>5,265.00</u>
	EXPENDITURES:				
	CURRENT:				
2,316,300.22	GENERAL GOVERNMENT	0.00	17,390.67	587,073.56	0.00
451,247.92	PUBLIC SAFETY	0.00	0.00	0.00	6,834.22
511,787.64	JUDICIAL	22,111.90	0.00	170,702.18	3,374.34
4,161,718.98	COMMUNITY SERVICES	156,270.14	0.00	0.00	0.00
304,452.24	CAPITAL/CONSTRUCTION	0.00	2,877.97	38,370.12	0.00
<u>7,745,507.00</u>	TOTAL EXPENDITURES	<u>178,382.04</u>	<u>20,268.64</u>	<u>796,145.86</u>	<u>10,208.56</u>
(1,240,121.18)	EXCESS (DEFICIT) OF REVENUES OVER EXPENDITURES	105,906.65	(19,598.91)	381,078.79	(4,943.56)
	OTHER FINANCING SOURCES (USES):				
578,390.51	OPERATING TRANSFERS IN	0.00	0.00	0.00	0.00
(706,167.34)	OPERATING TRANSFERS OUT	0.00	0.00	0.00	0.00
(1,367,898.01)	EXCESS (DEFICIT) OF REVENUES AND OPERATING TRANSFERS OVER EXPENDITURES	105,906.65	(19,598.91)	381,078.79	(4,943.56)
	FUND BALANCES:				
45,195,517.64	BEGINNING OF PERIOD	608,806.24	416,384.97	15,217,518.78	234,357.19
<u>\$43,827,619.63</u>	END OF PERIOD	<u>\$714,712.89</u>	<u>\$396,786.06</u>	<u>\$15,598,597.57</u>	<u>\$229,413.63</u>

<u>PUBLIC HEALTH</u>	<u>CONSUMER HEALTH</u>	<u>COURT DESIGNATED FUNDS</u>	<u>DISTRICT ATTORNEY CONTRACTS</u>	<u>SHERIFF CONTRACTS</u>	<u>MISCELLANEOUS CONTRACTS</u>
\$274,847.22	\$220,995.70	\$380,646.12	\$3,372.71	\$0.00	\$65,562.01
2,721,753.50	0.00	41,346.74	0.00	0.00	348,074.90
20,884.23	849.00	3,426.32	2,048.19	6,527.89	6,140.62
80.08	0.00	0.95	105,757.46	561,120.95	274,503.16
<u>3,017,565.03</u>	<u>221,844.70</u>	<u>425,420.13</u>	<u>111,178.36</u>	<u>567,648.84</u>	<u>694,280.69</u>
52,977.72	0.00	64,079.72	0.00	0.00	1,594,778.55
0.00	0.00	8,182.18	0.00	262,854.30	173,377.22
0.00	0.00	128,081.61	52,424.82	0.00	135,092.79
3,425,900.80	252,588.92	0.00	0.00	0.00	326,959.12
213,286.02	0.00	20,400.00	22,478.13	7,040.00	0.00
<u>3,692,164.54</u>	<u>252,588.92</u>	<u>220,743.51</u>	<u>74,902.95</u>	<u>269,894.30</u>	<u>2,230,207.68</u>
(674,599.51)	(30,744.22)	204,676.62	36,275.41	297,754.54	(1,535,926.99)
549,630.00	0.00	0.00	0.00	0.00	28,760.51
(549,630.00)	0.00	(144,017.34)	0.00	0.00	(12,520.00)
(674,599.51)	(30,744.22)	60,659.28	36,275.41	297,754.54	(1,519,686.48)
<u>15,254,408.74</u>	<u>560,114.38</u>	<u>2,246,845.25</u>	<u>1,310,790.71</u>	<u>4,196,347.42</u>	<u>5,149,943.96</u>
<u>\$14,579,809.23</u>	<u>\$529,370.16</u>	<u>\$2,307,504.53</u>	<u>\$1,347,066.12</u>	<u>\$4,494,101.96</u>	<u>\$3,630,257.48</u>



**TARRANT COUNTY, TEXAS
RECORDS PRESERVATION FUNDS
FUND DESCRIPTION**

FUND 21100 - RECORDS PRESERVATION & AUTOMATION FUND - FILINGS

This fund was established, pursuant to State statutes, to account for the collection and expenditure of monies collected from filing fees to allow for the preservation and automation of County records. The County Clerk has discretion over the use of this fund.

FUND 21200 - RECORDS PRESERVATION & AUTOMATION FUND - CONVICTIONS

This fund was established, pursuant to State statutes, to account for the collection and expenditure of monies collected in court for the preservation and automation of County records.

FUND 21300 - RECORDS PRESERVATION & RESTORATION FUND

This fund was established, pursuant to State statutes, to account for the collection and expenditure of monies collected from filing fees for the preservation and restoration of County records.

FUND 21400 - COURT RECORD PRESERVATION FUND

This fund was established, pursuant to State statutes, to account for the collection and expenditure of monies collected from filing fees for the preservation and restoration of County records.

FUND 21500 – DISTRICT COURT RECORDS TECHNOLOGY (ARCHIVE) FUND

This fund was established, pursuant to State statutes, to account for the collection and expenditure of monies collected from filing fees for the preservation and restoration of district court records archives.

**TARRANT COUNTY, TEXAS
COMBINING BALANCE SHEET
RECORD PRESERVATION FUNDS
AS OF 12/31/2016**

<u>COMBINED TOTAL</u>		<u>RECORDS PRESERVATION & AUTOMATION -FILINGS</u>	<u>RECORDS PRESERVATION & AUTOMATION -CONVICTIONS</u>	<u>RECORDS PRESERVATION & RESTORATION</u>
ASSETS				
\$15,643,495.16	CASH AND INVESTMENTS	\$6,415,643.35	\$551,640.01	\$6,557,997.30
52,572.88	OTHER RECEIVABLES	24,293.00	1,906.88	23,265.00
<u>5,388.82</u>	PREPAID EXPENSES AND INVENTORY	<u>0.00</u>	<u>0.00</u>	<u>5,388.82</u>
<u>\$15,701,456.86</u>	TOTAL ASSETS	<u>\$6,439,936.35</u>	<u>\$553,546.89</u>	<u>\$6,586,651.12</u>
LIABILITIES AND FUND BALANCE				
LIABILITIES:				
\$16,707.53	ACCOUNTS PAYABLE	\$15,754.47	\$430.00	\$523.06
<u>86,151.76</u>	OTHER LIABILITIES	<u>36,637.49</u>	<u>13,837.91</u>	<u>22,981.64</u>
102,859.29	TOTAL LIABILITIES	52,391.96	14,267.91	23,504.70
FUND BALANCE :				
<u>15,598,597.57</u>	FUND BALANCES	<u>6,387,544.39</u>	<u>539,278.98</u>	<u>6,563,146.42</u>
<u>\$15,701,456.86</u>	TOTAL LIABILITIES AND FUND BALANCE	<u>\$6,439,936.35</u>	<u>\$553,546.89</u>	<u>\$6,586,651.12</u>

<u>COURT RECORD PRESERVATION</u>	<u>DISTRICT COURT RECORDS TECHNOLOGY (ARCHIVE)</u>
\$1,131,793.37	\$986,421.13
2,343.00	765.00
<u>0.00</u>	<u>0.00</u>
<u>\$1,134,136.37</u>	<u>\$987,186.13</u>

\$0.00	\$0.00
<u>7,132.96</u>	<u>5,561.76</u>
7,132.96	5,561.76

<u>1,127,003.41</u>	<u>981,624.37</u>
<u>\$1,134,136.37</u>	<u>\$987,186.13</u>

TARRANT COUNTY, TEXAS
COMBINING STATEMENT OF REVENUES AND EXPENDITURES
AND CHANGES IN FUND BALANCE
RECORDS PRESERVATION FUNDS
FOR THE THREE (3) MONTHS ENDED 12/31/2016

<u>COMBINED TOTAL</u>		<u>RECORDS PRESERVATION & AUTOMATION -FILINGS</u>	<u>RECORDS PRESERVATION & AUTOMATION -CONVICTIONS</u>	<u>RECORDS PRESERVATION RESTORATION</u>
	REVENUES:			
\$1,154,091.39	FEES OF OFFICE	\$433,738.52	\$153,709.24	\$411,205.00
23,065.75	INVESTMENT INCOME	9,476.58	814.00	9,649.68
67.51	MISCELLANEOUS	67.51	0.00	0.00
<u>1,177,224.65</u>	TOTAL REVENUES	<u>443,282.61</u>	<u>154,523.24</u>	<u>420,854.68</u>
	EXPENDITURES:			
	CURRENT:			
587,073.56	GENERAL GOVERNMENT	258,553.06	110,359.75	218,160.75
170,702.18	JUDICIAL	64,457.09	0.00	0.00
38,370.12	CAPITAL/CONSTRUCTION	15,462.64	20,215.00	6.44
<u>796,145.86</u>	TOTAL EXPENDITURES	<u>338,472.79</u>	<u>130,574.75</u>	<u>218,167.19</u>
381,078.79	EXCESS (DEFICIT) OF REVENUES OVER EXPENDITURES	104,809.82	23,948.49	202,687.49
	OTHER FINANCING SOURCES (USES):			
<u>0.00</u>	OPERATING TRANSFERS OUT	<u>0.00</u>	<u>0.00</u>	<u>0.00</u>
381,078.79	EXCESS (DEFICIT) OF REVENUES AND OPERATING TRANSFERS OVER EXPENDITURES	104,809.82	23,948.49	202,687.49
	FUND BALANCES:			
<u>15,217,518.78</u>	BEGINNING OF PERIOD	<u>6,282,734.57</u>	<u>515,330.49</u>	<u>6,360,458.93</u>
<u>\$15,598,597.57</u>	END OF PERIOD	<u>\$6,387,544.39</u>	<u>\$539,278.98</u>	<u>\$6,563,146.42</u>

<u>COURT RECORD PRESERVATION</u>	<u>DISTRICT COURT RECORDS TECHNOLOGY (ARCHIVE)</u>
\$89,589.66	\$65,848.97
1,666.43	1,459.06
<u>0.00</u>	<u>0.00</u>
91,256.09	67,308.03
0.00	0.00
58,062.49	48,182.60
<u>2,686.04</u>	<u>0.00</u>
<u>60,748.53</u>	<u>48,182.60</u>
30,507.56	19,125.43
<u>0.00</u>	<u>0.00</u>
30,507.56	19,125.43
<u>1,096,495.85</u>	<u>962,498.94</u>
<u>\$1,127,003.41</u>	<u>\$981,624.37</u>



**TARRANT COUNTY, TEXAS
COURT DESIGNATED FUNDS
FUND DESCRIPTION**

FUND 22100 - COURTHOUSE SECURITY FUND

This fund was established, pursuant to State statutes, to account for the collection of Courthouse security fees assessed in court cases. Revenue is subsequently transferred to the general fund where expenditures for Courthouse security are recorded.

FUND 22400 – JUVENILE DELINQUENCY PREVENTION FUND

This fund was established, pursuant to State statutes, to account for the collection of a fee related to graffiti court cases. The revenues in this fund are to be used to repair damages, provide educational and intervention programs, and provide rewards to the public for aiding in the apprehension and prosecution of offenders who commit graffiti offenses.

FUND 22500 - ALTERNATIVE DISPUTE RESOLUTION SYSTEM (ADRS)

This fund was established, pursuant to State statutes, to account for an alternative dispute resolution system for the peaceable and expeditious resolution of citizen disputes.

FUND 22600 – PROBATE CONTRIBUTIONS FUND

This fund was established, pursuant to State statutes, to account for the collection of a fee under Section 51.704. The revenues in this fund are to be used for court-related purposes for the support of the statutory probate courts.

FUND 24300 - APPELLATE JUDICIAL SYSTEM FUND

This fund was established, pursuant to State statutes, to account for the collection and expenditure of monies collected in civil cases to provide for a portion of the operational costs of the Court of Appeals.

FUND 22700 – JUSTICE COURT TECHNOLOGY FUND

This fund was established, pursuant to State statutes, to account for the collection and expenditure of monies to provide for technology in the justice of the peace courts.

FUND 22800 – JUSTICE COURT BUILDING SECURITY FUND

This fund was established, pursuant to State statutes, to account for the collection and expenditure of monies to provide for security in the justice court buildings.

FUND 22900 – CHILD ABUSE PREVENTION FUND

This fund was established, pursuant to State statutes, to account for the collection and expenditure of monies to provide for child abuse prevention programs.

FUND 23000 – FAMILY PROTECTION FUND

This fund was established, pursuant to State statutes, to account for the collection and expenditure of monies to provide for family protection services.

FUND 23100 – GUARDIANSHIP FUND

This fund was established, pursuant to State statutes, to account for the collection and expenditure of monies to provide compensation of a guardian ad litem, an attorney ad litem, and/or fund local guardianship programs for indigent incapacitated persons.

FUND 23200 – DRUG AND ALCOHOL COURT FUND

This fund was established, pursuant to State statutes, to account for the collection and expenditure of monies to provide for drug and alcohol court program.

FUND 23300 – COUNTY AND DISTRICT COURT TECHNOLOGY FUND

This fund was established, pursuant to State statutes, to account for the collection and expenditure of monies to provide for county and district court technology.

TARRANT COUNTY, TEXAS
COMBINING BALANCE SHEET
COURT DESIGNATED FUNDS
AS OF 12/31/2016

<u>COMBINED TOTAL</u>		<u>COURTHOUSE SECURITY</u>	<u>JUVENILE DELINQUENCY PREVENTION</u>	<u>ADRS</u>	<u>PROBATE CONTRIBUTION FUND</u>	<u>APPELLATE JUDICIAL SYSTEM</u>
ASSETS						
\$2,333,675.74	CASH AND INVESTMENTS	\$0.00	\$2,261.52	\$818,755.22	\$278,708.69	\$30,044.64
5,469.02	OTHER RECEIVABLES	0.00	0.00	2,599.00	0.00	1,160.00
<u>\$2,339,144.76</u>	TOTAL ASSETS	<u>\$0.00</u>	<u>\$2,261.52</u>	<u>\$821,354.22</u>	<u>\$278,708.69</u>	<u>\$31,204.64</u>
LIABILITIES AND FUND BALANCE						
LIABILITIES:						
\$21,294.16	ACCOUNTS PAYABLE	\$0.00	\$0.00	\$0.00	\$0.00	\$0.00
10,346.07	OTHER LIABILITIES	0.00	0.00	0.00	3,004.09	3,060.35
31,640.23	TOTAL LIABILITIES	0.00	0.00	0.00	3,004.09	3,060.35
FUND BALANCE :						
2,307,504.53	FUND BALANCES	0.00	2,261.52	821,354.22	275,704.60	28,144.29
<u>\$2,339,144.76</u>	TOTAL LIABILITIES AND FUND BALANCE	<u>\$0.00</u>	<u>\$2,261.52</u>	<u>\$821,354.22</u>	<u>\$278,708.69</u>	<u>\$31,204.64</u>

JUSTICE COURT TECHNOLOGY FUND	JUSTICE COURT BLDG SECURITY FUND	CHILD ABUSE PREVENTION FUND	FAMILY PROTECTION FUND	GUARDIANSHIP FUND	DRUG & ALCOHOL COURT	COUNTY AND DISTRICT COURT TECHNOLOGY FUND
\$134,054.95	\$0.00	\$52,102.52	\$184,396.31	\$62,954.26	\$691,358.81	\$79,038.82
0.00	0.00	3.04	315.00	1,220.00	134.30	37.68
<u>\$134,054.95</u>	<u>\$0.00</u>	<u>\$52,105.56</u>	<u>\$184,711.31</u>	<u>\$64,174.26</u>	<u>\$691,493.11</u>	<u>\$79,076.50</u>
\$0.00	\$0.00	\$0.00	\$16,370.09	\$0.00	\$0.00	\$4,924.07
0.00	0.00	0.00	0.00	0.00	4,281.63	0.00
0.00	0.00	0.00	16,370.09	0.00	4,281.63	4,924.07
<u>134,054.95</u>	<u>0.00</u>	<u>52,105.56</u>	<u>168,341.22</u>	<u>64,174.26</u>	<u>687,211.48</u>	<u>74,152.43</u>
<u>\$134,054.95</u>	<u>\$0.00</u>	<u>\$52,105.56</u>	<u>\$184,711.31</u>	<u>\$64,174.26</u>	<u>\$691,493.11</u>	<u>\$79,076.50</u>

TARRANT COUNTY, TEXAS
COMBINING STATEMENT OF REVENUES AND EXPENDITURES
AND CHANGES IN FUND BALANCE
COURT DESIGNATED FUNDS
FOR THE THREE (3) MONTHS ENDED 12/31/2016

<u>COMBINED TOTAL</u>		<u>COURTHOUSE SECURITY</u>	<u>JUVENILE DELINQUENCY PREVENTION</u>	<u>ADRS</u>	<u>PROBATE CONTRIBUTION FUND</u>	<u>APPELLATE JUDICIAL SYSTEM</u>
	REVENUES:					
\$380,646.12	FEES OF OFFICE	\$142,534.52	\$0.00	\$93,142.05	\$0.00	\$37,750.00
41,346.74	INTERGOVERNMENTAL	0.00	0.00	0.00	41,346.74	0.00
3,426.32	INVESTMENT INCOME	0.00	3.38	1,217.92	358.96	47.69
0.95	MISCELLANEOUS	0.00	0.00	0.00	0.00	0.00
<u>425,420.13</u>	TOTAL REVENUES	<u>142,534.52</u>	<u>3.38</u>	<u>94,359.97</u>	<u>41,705.70</u>	<u>37,797.69</u>
	EXPENDITURES:					
	CURRENT:					
64,079.72	GENERAL GOVERNMENT	0.00	0.00	64,079.72	0.00	0.00
8,182.18	PUBLIC SAFETY	0.00	0.00	0.00	0.00	0.00
128,081.61	JUDICIAL	0.00	0.00	0.00	24,286.65	33,875.21
20,400.00	CAPITAL/CONSTRUCTION	0.00	0.00	0.00	0.00	0.00
<u>220,743.51</u>	TOTAL EXPENDITURES	<u>0.00</u>	<u>0.00</u>	<u>64,079.72</u>	<u>24,286.65</u>	<u>33,875.21</u>
204,676.62	EXCESS (DEFICIT) OF REVENUES OVER EXPENDITURES	142,534.52	3.38	30,280.25	17,419.05	3,922.48
	OTHER FINANCING SOURCES (USES):					
<u>(144,017.34)</u>	OPERATING TRANSFERS OUT	<u>(142,534.52)</u>	<u>0.00</u>	<u>0.00</u>	<u>0.00</u>	<u>0.00</u>
60,659.28	EXCESS (DEFICIT) OF REVENUES AND OPERATING TRANSFERS OVER EXPENDITURES	0.00	3.38	30,280.25	17,419.05	3,922.48
	FUND BALANCES:					
<u>2,246,845.25</u>	BEGINNING OF PERIOD	<u>0.00</u>	<u>2,258.14</u>	<u>791,073.97</u>	<u>258,285.55</u>	<u>24,221.81</u>
<u>\$2,307,504.53</u>	END OF PERIOD	<u>\$0.00</u>	<u>\$2,261.52</u>	<u>\$821,354.22</u>	<u>\$275,704.60</u>	<u>\$28,144.29</u>

JUSTICE COURT TECHNOLOGY FUND	JUSTICE COURT BUILDING SECURITY	CHILD ABUSE PREVENTION FUND	FAMILY PROTECTION FUND	GUARDIANSHIP FUND	DRUG & ALCOHOL COURT	COUNTY AND DISTRICT COURT TECHNOLOGY FUND
\$5,927.95	\$1,482.82	\$1,963.71	\$25,475.00	\$21,440.00	\$39,819.95	\$11,110.12
0.00	0.00	0.00	0.00	0.00	0.00	0.00
195.96	0.00	76.47	277.55	78.40	1,045.41	124.58
0.95	0.00	0.00	0.00	0.00	0.00	0.00
6,124.86	1,482.82	2,040.18	25,752.55	21,518.40	40,865.36	11,234.70
0.00	0.00	0.00	0.00	0.00	0.00	0.00
0.00	0.00	0.00	0.00	0.00	8,182.18	0.00
0.00	0.00	0.00	32,740.18	0.00	37,179.57	0.00
0.00	0.00	0.00	0.00	0.00	0.00	20,400.00
0.00	0.00	0.00	32,740.18	0.00	45,361.75	20,400.00
6,124.86	1,482.82	2,040.18	(6,987.63)	21,518.40	(4,496.39)	(9,165.30)
0.00	(1,482.82)	0.00	0.00	0.00	0.00	0.00
6,124.86	0.00	2,040.18	(6,987.63)	21,518.40	(4,496.39)	(9,165.30)
127,930.09	0.00	50,065.38	175,328.85	42,655.86	691,707.87	83,317.73
<u>\$134,054.95</u>	<u>\$0.00</u>	<u>\$52,105.56</u>	<u>\$168,341.22</u>	<u>\$64,174.26</u>	<u>\$687,211.48</u>	<u>\$74,152.43</u>



**TARRANT COUNTY, TEXAS
ENTERPRISE FUNDS
FUND DESCRIPTIONS**

FUND 51100 – RESOURCE CONNECTION

This fund was established to account for activities of the Resource Connection.

FUND 51200 – OIL & GAS ROYALTY FUND


This fund was established to account for proceeds from the lease of County mineral rights on the Resource Connection campus.

TARRANT COUNTY, TEXAS
STATEMENT OF NET POSITION
ENTERPRISE FUNDS
AS OF 12/31/2016

<u>COMBINED TOTAL</u>		<u>RESOURCE CONNECTION</u>	<u>OIL & GAS ROYALTY</u>
ASSETS			
\$2,322,337.84	CASH AND INVESTMENTS	\$1,105,215.85	\$1,217,121.99
32,145.46	OTHER RECEIVABLES (NET)	32,145.46	0.00
5,285.65	PREPAID EXPENSES & INVENTORY	5,285.65	0.00
<u>4,461,098.13</u>	FIXED ASSETS (NET)	<u>3,599,465.23</u>	<u>861,632.90</u>
<u>6,820,867.08</u>	TOTAL ASSETS	<u>4,742,112.19</u>	<u>2,078,754.89</u>
DEFERRED OUTFLOWS OF RESOURCES			
104,673.00	PENSION CONTRIBUTIONS AFTER MEASUREMENT DATE	104,673.00	0.00
255,513.00	DIFFERENCE IN PROJECTED AND ACTUAL EARNINGS	255,513.00	0.00
<u>53,062.00</u>	CHANGES IN ASSUMPTIONS	<u>53,062.00</u>	<u>0.00</u>
<u>413,248.00</u>	TOTAL DEFERRED OUTFLOWS OF RESOURCES	<u>413,248.00</u>	<u>0.00</u>
LIABILITIES			
57,583.44	ACCOUNTS PAYABLE	55,876.93	1,706.51
31,491.55	OTHER LIABILITIES	31,491.55	0.00
348,854.67	ADVANCE FROM CAPITAL PROJECTS FUND	348,854.67	0.00
83,804.15	UNEARNED REVENUE	83,804.15	0.00
1,081,604.00	NET PENSION LIABILITY	1,081,604.00	0.00
<u>179,787.50</u>	COMPENSATED ABSENCES	<u>179,787.50</u>	<u>0.00</u>
<u>1,783,125.31</u>	TOTAL LIABILITIES	<u>1,781,418.80</u>	<u>1,706.51</u>
DEFERRED INFLOWS OF RESOURCES			
<u>40,772.00</u>	DIFFERENCE IN EXPECTED AND ACTUAL EXPERIENCE	<u>40,772.00</u>	<u>0.00</u>
<u>40,772.00</u>	TOTAL DEFERRED INFLOWS OF RESOURCES	<u>40,772.00</u>	<u>0.00</u>
NET POSITION			
<u>5,410,217.77</u>	NET POSITION	<u>3,333,169.39</u>	<u>2,077,048.38</u>
<u><u>\$5,410,217.77</u></u>	TOTAL NET POSITION	<u><u>\$3,333,169.39</u></u>	<u><u>\$2,077,048.38</u></u>

TARRANT COUNTY, TEXAS
COMBINING STATEMENT OF REVENUES, EXPENSES
AND CHANGES IN FUND NET POSITION
ENTERPRISE FUNDS
FOR THE THREE (3) MONTHS ENDED 12/31/2016

<u>COMBINED TOTAL</u>		<u>RESOURCE CONNECTION</u>	<u>OIL & GAS ROYALTY</u>
	OPERATING REVENUES:		
\$791,490.57	BUILDING RENTALS	\$791,490.57	\$0.00
<u>22,971.45</u>	OTHER REVENUES	<u>1,224.74</u>	<u>21,746.71</u>
814,462.02	TOTAL OPERATING REVENUES	792,715.31	21,746.71
	OPERATING EXPENSES:		
309,708.05	PERSONNEL	309,708.05	0.00
340,440.93	BUILDING AND EQUIPMENT	308,139.21	32,301.72
70,139.40	DEPRECIATION AND AMORTIZATION	49,930.61	20,208.79
25,812.00	INSURANCE PREMIUMS	25,812.00	0.00
<u>31,919.67</u>	OTHER EXPENSES	<u>31,919.67</u>	<u>0.00</u>
<u>778,020.05</u>	TOTAL OPERATING EXPENSES	<u>725,509.54</u>	<u>52,510.51</u>
36,441.97	OPERATING INCOME (LOSS)	67,205.77	(30,763.80)
	NON-OPERATING REVENUE (EXPENSE):		
<u>3,511.36</u>	INTEREST INCOME	<u>1,679.29</u>	<u>1,832.07</u>
39,953.33	NET INCOME (LOSS) BEFORE TRANSFERS	68,885.06	(28,931.73)
	OPERATING TRANSFERS:		
0.00	OPERATING TRANSFERS IN	0.00	0.00
<u>0.00</u>	OPERATING TRANSFERS OUT	<u>0.00</u>	<u>0.00</u>
39,953.33	NET INCOME (LOSS)	68,885.06	(28,931.73)
	NET POSITION:		
<u>5,370,264.44</u>	BEGINNING OF PERIOD	<u>3,264,284.33</u>	<u>2,105,980.11</u>
<u><u>\$5,410,217.77</u></u>	END OF PERIOD	<u><u>\$3,333,169.39</u></u>	<u><u>\$2,077,048.38</u></u>



**TARRANT COUNTY, TEXAS
INTERNAL SERVICE FUNDS
FUND DESCRIPTIONS**

FUND 61500 - SELF INSURANCE FUND

This fund was established to account for expenditures of bond proceeds received in fiscal year 1998 for the county self insured general liability claims.

FUND 61900 - WORKERS COMPENSATION

This fund was established to account for workers compensation claims. Prior to the establishment of fund 615, this fund was used for general liability and automobile/property damage claims.

FUND 62100 - COUNTY CLERK PROFESSIONAL LIABILITY FUND

This fund was established to account for the County Clerk's errors and omissions self insurance.

FUND 62200 - DISTRICT CLERK PROFESSIONAL LIABILITY FUND

This fund was established to account for the District Clerk's errors and omissions self insurance.

FUND 65100 - EMPLOYEE BENEFITS FUND

This fund was established to account for Tarrant County employee benefits.

TARRANT COUNTY, TEXAS
STATEMENT OF NET POSITION
INTERNAL SERVICE FUNDS
AS OF 12/31/2016

<u>COMBINED TOTAL</u>		<u>SELF INSURANCE</u>	<u>WORKERS COMPENSATION</u>	<u>COUNTY CLERK PROFESSIONAL LIABILITY</u>
ASSETS				
\$14,176,672.30	CASH AND INVESTMENTS	\$834,401.49	\$2,228,611.38	\$677,368.82
618,419.93	OTHER RECEIVABLES	2,844.78	0.00	0.00
<u>194,000.00</u>	PREPAID EXPENSES AND INVENTORY	<u>0.00</u>	<u>0.00</u>	<u>0.00</u>
<u>14,989,092.23</u>	TOTAL ASSETS	<u>837,246.27</u>	<u>2,228,611.38</u>	<u>677,368.82</u>
LIABILITIES				
\$404,276.11	ACCOUNTS PAYABLE	\$3,853.00	\$15,252.35	\$0.00
12,817,069.71	OTHER LIABILITIES	568,954.94	8,031,943.00	0.00
<u>57,682.73</u>	UNEARNED REVENUE	<u>0.00</u>	<u>0.00</u>	<u>0.00</u>
<u>13,279,028.55</u>	TOTAL LIABILITIES	<u>572,807.94</u>	<u>8,047,195.35</u>	<u>0.00</u>
NET POSITION				
<u>1,710,063.68</u>	NET POSITION	<u>264,438.33</u>	<u>(5,818,583.97)</u>	<u>677,368.82</u>
<u>\$1,710,063.68</u>	TOTAL NET POSITION	<u>\$264,438.33</u>	<u>(\$5,818,583.97)</u>	<u>\$677,368.82</u>

<u>DISTRICT CLERK PROFESSIONAL LIABILITY</u>	<u>EMPLOYEE BENEFITS</u>
\$647,974.86	\$9,788,315.75
0.00	615,575.15
<u>0.00</u>	<u>194,000.00</u>
<u>647,974.86</u>	<u>10,597,890.90</u>
\$0.00	\$385,170.76
0.00	4,216,171.77
<u>0.00</u>	<u>57,682.73</u>
<u>0.00</u>	<u>4,659,025.26</u>
<u>647,974.86</u>	<u>5,938,865.64</u>
<u>\$647,974.86</u>	<u>\$5,938,865.64</u>

TARRANT COUNTY, TEXAS
COMBINING STATEMENT OF REVENUES, EXPENSES
AND CHANGES IN FUND NET POSITION
INTERNAL SERVICE FUNDS
FOR THE THREE (3) MONTHS ENDED 12/31/2016

<u>COMBINED TOTAL</u>		<u>SELF INSURANCE</u>	<u>WORKERS COMPENSATION</u>	<u>COUNTY CLERK PROFESSIONAL LIABILITY</u>
	OPERATING REVENUES:			
\$4,829,876.37	USER FEES	\$0.00	\$0.00	\$0.00
14,435,458.23	COUNTY CONTRIBUTIONS	0.00	715,401.87	0.00
176,702.04	OTHER REVENUES	0.00	45,086.47	0.00
19,442,036.64	TOTAL OPERATING REVENUES	0.00	760,488.34	0.00
	OPERATING EXPENSES:			
12,356.17	PERSONNEL	0.00	0.00	0.00
3,681.53	BUILDING AND EQUIPMENT	3,500.00	0.00	0.00
18,069,891.97	SELF INSURANCE CLAIMS	156,905.53	675,267.93	4,673.93
1,719,934.99	INSURANCE PREMIUMS	0.00	0.00	0.00
823,825.99	ADMINISTRATION	0.00	0.00	0.00
239,831.05	OTHER EXPENSES	7,848.69	19,255.36	0.00
20,869,521.70	TOTAL OPERATING EXPENSES	168,254.22	694,523.29	4,673.93
(1,427,485.06)	OPERATING INCOME (LOSS)	(168,254.22)	65,965.05	(4,673.93)
	NON-OPERATING REVENUE (EXPENSE):			
21,214.33	INTEREST INCOME	1,381.48	2,974.64	1,016.62
(1,406,270.73)	NET INCOME (LOSS) BEFORE TRANSFERS	(166,872.74)	68,939.69	(3,657.31)
	OPERATING TRANSFERS:			
0.00	OPERATING TRANSFERS IN	0.00	0.00	0.00
0.00	OPERATING TRANSFERS OUT	0.00	0.00	0.00
(1,406,270.73)	NET INCOME (LOSS)	(166,872.74)	68,939.69	(3,657.31)
	NET POSITION:			
3,116,334.41	BEGINNING OF PERIOD	431,311.07	(5,887,523.66)	681,026.13
\$1,710,063.68	END OF PERIOD	\$264,438.33	(\$5,818,583.97)	\$677,368.82

<u>DISTRICT CLERK PROFESSIONAL LIABILITY</u>	<u>EMPLOYEE BENEFITS</u>
\$20.00	\$4,829,856.37
0.00	13,720,056.36
<u>0.00</u>	<u>131,615.57</u>
20.00	18,681,528.30
0.00	12,356.17
0.00	181.53
0.00	17,233,044.58
0.00	1,719,934.99
0.00	823,825.99
<u>0.00</u>	<u>212,727.00</u>
<u>0.00</u>	<u>20,002,070.26</u>
20.00	(1,320,541.96)
<u>967.94</u>	<u>14,873.65</u>
987.94	(1,305,668.31)
0.00	0.00
<u>0.00</u>	<u>0.00</u>
987.94	(1,305,668.31)
<u>646,986.92</u>	<u>7,244,533.95</u>
<u><u>\$647,974.86</u></u>	<u><u>\$5,938,865.64</u></u>



**TARRANT COUNTY
BUDGETARY INFORMATION**



TARRANT COUNTY, TEXAS
SUMMARY BUDGET VERSUS ACTUAL (BUDGET BASIS) REVENUE AND EXPENDITURES
FOR THE THREE (3) MONTHS ENDED 12/31/2016
TAX SUPPORTED FUNDS

	CURRENT MONTH ACTUAL	YTD ACTUAL	BUDGET	PERCENT	LAST YEAR PERCENT
<u>GENERAL FUND</u>					
REVENUES:					
Taxes	\$146,570,382	\$176,729,216	\$344,324,602	51.33%	46.63%
Licenses	60,590	\$185,163	1,230,400	15.05%	30.66%
Fees of Office	2,675,362	\$7,678,391	56,145,030	13.68%	14.11%
Intergovernmental	1,127,306	\$3,902,239	20,503,206	19.03%	19.96%
Investment Income	46,990	\$119,623	1,379,720	8.67%	5.18%
Other Revenues	644,553	2,707,715	11,387,850	23.78%	24.01%
Transfers	50,197	\$156,537	640,000	24.46%	25.85%
Contingent			5,000,000		
Cash Carryforward		80,685,538	75,394,155		
	<u>\$151,175,380</u>	<u>\$272,164,422</u>	<u>\$516,004,963</u>	<u>52.74%</u>	<u>49.44%</u>
EXPENDITURES:					
Personnel	\$25,930,294	\$76,009,717	\$322,138,145	23.60%	23.69%
Other	7,839,737	44,007,962	94,385,039	46.63%	42.35%
Transfers	3,590,417	10,760,451	43,726,723	24.61%	24.79%
Grant Match and Subsidy	453,331	473,034	4,214,129	11.22%	0.84%
Undesignated			5,263,029		
Contingent			5,000,000		
Reserves			41,277,898		
	<u>\$37,813,779</u>	<u>\$131,251,164</u>	<u>\$516,004,963</u>	<u>25.44%</u>	<u>24.56%</u>
<u>ROAD & BRIDGE FUND</u>					
REVENUES:					
Taxes	\$13	\$120	\$0	OVER 100%	OVER 100%
Fees of Office	1,454,240	2,728,590	18,125,000	15.05%	20.71%
Intergovernmental	0	30,450	30,000	OVER 100%	OVER 100%
Investment Income	6,181	17,543	39,000	44.98%	29.63%
Other Revenues	683	51,127	82,000	62.35%	OVER 100%
Transfers	559,287	1,677,860	6,711,440	25.00%	25.00%
Cash Carryforward		9,756,178	8,463,068		
	<u>\$2,020,404</u>	<u>\$14,261,868</u>	<u>\$33,450,508</u>	<u>42.64%</u>	<u>53.42%</u>
EXPENDITURES:					
Personnel	\$1,567,037	\$4,663,664	\$19,874,973	23.47%	22.74%
Other	722,449	3,247,430	13,263,086	24.48%	23.79%
Grant Match and Subsidy	0	0	103,651	0.00%	3.50%
Undesignated			208,798		
	<u>\$2,289,485</u>	<u>\$7,911,094</u>	<u>\$33,450,508</u>	<u>23.65%</u>	<u>22.45%</u>
<u>DEBT SERVICE FUND</u>					
REVENUES:					
Taxes	\$15,622,399	\$18,843,504	\$37,536,954	50.20%	45.65%
Investment Income	4,446	6,720	46,887	14.33%	11.05%
Other Revenues	250	250	0	OVER 100%	0.00%
Cash Carryforward		1,369,749	1,134,135		
	<u>\$15,627,095</u>	<u>\$20,220,223</u>	<u>\$38,717,976</u>	<u>52.22%</u>	<u>47.27%</u>
EXPENDITURES:					
Principal	\$0	\$0	\$25,940,000	0.00%	0.00%
Interest	0	0	11,770,976	0.00%	0.00%
Other Expenditures	0	2,000	7,000	28.57%	17.86%
Reserves			1,000,000		
	<u>\$0</u>	<u>\$2,000</u>	<u>\$38,717,976</u>	<u>0.01%</u>	<u>0.00%</u>

**TARRANT COUNTY, TEXAS
GENERAL FUND FEES OF OFFICE ANALYSIS
FOR THE THREE (3) MONTHS ENDED 12/31/2016
(BUDGET BASIS)**

<u>FEE OFFICE</u>	<u>ACTUAL REVENUE</u>	<u>ANNUAL BUDGET</u>	<u>PERCENT COLLECTED</u>	<u>LAST YEAR PERCENT</u>
Tax Assessor/Collector	\$1,196,368	\$31,714,000	3.77%	5.05%
County Clerk	2,726,849	9,916,000	27.50%	26.87%
Sheriff	150,178	685,000	21.92%	19.35%
Constable 1	206,806	750,000	27.57%	25.75%
Constable 2	171,456	650,000	26.38%	23.58%
Constable 3	231,415	700,000	33.06%	21.87%
Constable 4	143,906	485,000	29.67%	26.20%
Constable 5	83,647	280,000	29.87%	24.38%
Constable 6	127,990	485,000	26.39%	28.74%
Constable 7	166,773	625,000	26.68%	23.52%
Constable 8	173,698	682,000	25.47%	24.56%
District Clerk	1,116,768	4,225,000	26.43%	25.02%
Domestic Relations	147,382	1,468,530	10.04%	14.91%
District Attorney	27,182	125,000	21.75%	22.95%
Justice of Peace 1	42,590	150,000	28.39%	25.38%
Justice of Peace 2	47,215	167,000	28.27%	24.49%
Justice of Peace 3	37,388	125,000	29.91%	26.26%
Justice of Peace 4	44,868	149,000	30.11%	25.40%
Justice of Peace 5	25,879	90,000	28.75%	26.93%
Justice of Peace 6	53,327	175,000	30.47%	28.46%
Justice of Peace 7	43,290	174,000	24.88%	22.11%
Justice of Peace 8	29,481	126,000	23.40%	26.58%
County Courts	4,770	18,000	26.50%	26.80%
Elections	319	1,500	21.26%	25.24%
Medical Examiner	584,467	1,852,000	31.56%	33.41%
Other	<u>94,380</u>	<u>327,000</u>	<u>28.86%</u>	<u>24.18%</u>
TOTAL	<u><u>\$7,678,391</u></u>	<u><u>\$56,145,030</u></u>	13.68%	14.11%
RATABLE COLLECTION PERCENTAGE			<u><u>25.00%</u></u>	

**TARRANT COUNTY, TEXAS
BUDGET REPORT
FOR THE THREE (3) MONTHS ENDED 12/31/2016**

GENERAL FUND	CURRENT	ENCUMBRANCES	TOTAL	TOTAL	UNEXPENDED	% BUDGET USED
	MONTH	AND	EXPENDITURES			
	EXPENDITURES	COMMITMENTS	ENCUMBRANCES & COMMITMENTS		BUDGET	
County Judge	86,155.03	-	246,454.31	1,105,322.00	858,867.69	22.30%
County Administrator	209,833.67	47,099.40	646,590.33	2,579,301.00	1,932,710.67	25.07%
Non-Departmental	4,502,943.58	1,908,278.54	16,443,238.50	60,931,466.00	44,488,227.50	26.99%
Auditor	556,430.41	25,602.99	1,668,447.85	6,998,383.00	5,329,935.15	23.84%
Budget/Risk Management	56,933.90	-	169,792.81	797,649.00	627,856.19	21.29%
Tax Assessor / Collector	1,169,400.24	412,692.30	3,973,123.76	15,312,288.00	11,339,164.24	25.95%
Elections Administration	309,272.73	167,375.97	1,485,488.11	5,896,604.00	4,411,115.89	25.19%
Information Technology	4,090,897.78	2,658,851.71	14,730,159.85	41,281,684.00	26,551,524.15	35.68%
Human Resources	244,890.03	12,198.31	712,490.24	3,147,923.00	2,435,432.76	22.63%
Purchasing	182,810.16	531.93	567,010.49	2,345,873.00	1,778,862.51	24.17%
Facilities	388,016.53	410,841.06	1,441,701.03	4,623,028.00	3,181,326.97	31.19%
Sheriff	3,540,688.99	530,607.34	11,042,134.83	44,738,225.00	33,696,090.17	24.68%
Sheriff - Confinement	7,041,699.48	5,774,103.54	24,824,215.80	79,487,198.00	54,662,982.20	31.23%
Constable Precinct 1	104,963.79	400.00	311,395.82	1,279,153.00	967,757.18	24.34%
Constable Precinct 2	100,340.44	12,563.83	310,948.99	1,215,267.00	904,318.01	25.59%
Constable Precinct 3	114,764.63	30,287.10	363,689.58	1,388,080.00	1,024,390.42	26.20%
Constable Precinct 4	82,976.67	3,859.60	246,108.68	999,938.00	753,829.32	24.61%
Constable Precinct 5	72,194.45	6,032.10	216,711.18	856,657.00	639,945.82	25.30%
Constable Precinct 6	79,770.83	17,475.58	233,665.81	937,470.00	703,804.19	24.93%
Constable Precinct 7	107,098.13	559.76	311,287.75	1,294,828.00	983,540.25	24.04%
Constable Precinct 8	82,398.90	8,344.30	277,197.45	1,167,318.00	890,120.55	23.75%
Medical Examiner	866,309.77	993,327.65	3,471,404.33	9,310,997.00	5,839,592.67	37.28%
Fire Marshal	32,583.58	240.46	96,180.52	399,153.00	302,972.48	24.10%
Community Supervision	13,198.27	-	28,878.77	177,962.00	149,083.23	16.23%
Juvenile Services	1,403,482.55	1,414,388.91	5,583,588.79	17,971,400.00	12,387,811.21	31.07%
Pretrial Services	114,606.16	400.74	335,821.21	1,372,026.00	1,036,204.79	24.48%
Buildings	1,615,493.36	4,603,072.42	8,492,868.23	22,587,320.00	14,094,451.77	37.60%
17TH District Court	24,996.95	122.50	72,570.83	293,667.00	221,096.17	24.71%
48TH District Court	23,013.94	-	68,238.82	276,933.00	208,694.18	24.64%
67TH District Court	23,070.40	-	68,391.59	277,401.00	209,009.41	24.65%
96TH District Court	22,886.85	-	67,562.63	275,624.00	208,061.37	24.51%
141ST District Court	23,284.11	-	67,991.91	276,751.00	208,759.09	24.57%
153RD District Court	23,563.34	-	69,373.13	285,263.00	215,889.87	24.32%
236TH District Court	22,720.23	-	69,176.44	295,586.00	226,409.56	23.40%
342ND District Court	23,249.91	706.00	68,524.70	276,901.00	208,376.30	24.75%
348TH District Court	22,082.77	-	66,438.88	275,416.00	208,977.12	24.12%
352ND District Court	23,537.59	66.68	70,471.81	286,331.00	215,859.19	24.61%
Criminal District Court 1	118,789.54	-	412,583.73	1,319,767.00	907,183.27	31.26%
Criminal District Court 2	99,847.48	-	348,577.37	1,353,997.00	1,005,419.63	25.74%
Criminal District Court 3	106,885.47	-	344,657.86	1,311,339.00	966,681.14	26.28%
Criminal District Court 4	87,192.98	-	249,198.01	1,298,214.00	1,049,015.99	19.20%
213TH District Court	154,903.67	-	441,168.70	1,538,818.00	1,097,649.30	28.67%
297TH District Court	146,024.89	-	367,431.07	1,317,712.00	950,280.93	27.88%
371ST District Court	142,270.97	-	465,883.64	1,509,347.00	1,043,463.36	30.87%
372ND District Court	135,361.94	-	389,087.33	1,659,028.00	1,269,940.67	23.45%
396TH District Court	134,260.35	-	432,951.15	1,726,999.00	1,294,047.85	25.07%
432ND District Court	354,238.79	33.98	733,934.31	1,586,511.00	852,576.69	46.26%
Magistrate Court	77,619.20	140.00	221,886.32	917,469.00	695,582.68	24.18%
231ST District Court	69,161.15	-	155,075.10	619,158.00	464,082.90	25.05%
233RD District Court	66,102.49	-	179,914.49	763,715.00	583,800.51	23.56%
322ND District Court	51,154.54	-	148,872.28	616,447.00	467,574.72	24.15%
323RD District Court	282,657.46	-	696,314.12	3,138,886.00	2,442,571.88	22.18%
324TH District Court	79,475.22	-	180,898.32	701,483.00	520,584.68	25.79%
325TH District Court	55,877.32	70.00	151,169.60	636,065.00	484,895.40	23.77%
360TH District Court	91,873.41	-	180,475.39	600,761.00	420,285.61	30.04%
Special Judges	17,186.07	-	55,500.04	272,383.00	216,882.96	20.38%
Criminal Court Administration	112,455.15	3,112.52	335,934.38	1,507,718.00	1,171,783.62	22.28%
Grand Jury	15,256.46	-	45,506.80	184,293.00	138,786.20	24.69%
Criminal Attorney Appointment	54,106.19	122.50	155,536.96	643,630.00	488,093.04	24.17%
Criminal Mental Health Court	17,110.23	-	47,233.78	250,004.00	202,770.22	18.89%
County Court at Law #1	46,422.70	-	136,320.07	570,841.00	434,520.93	23.88%
County Court at Law #2	48,256.66	22.80	138,457.30	570,401.00	431,943.70	24.27%
County Court at Law #3	46,985.33	-	135,095.54	565,360.00	430,264.46	23.90%
County Criminal Court 1	64,141.73	-	196,272.60	882,608.00	686,335.40	22.24%

**TARRANT COUNTY, TEXAS
BUDGET REPORT
FOR THE THREE (3) MONTHS ENDED 12/31/2016**

	<u>CURRENT MONTH EXPENDITURES</u>	<u>ENCUMBRANCES AND COMMITMENTS</u>	<u>TOTAL EXPENDITURES & COMMITMENTS</u>	<u>TOTAL BUDGET</u>	<u>UNEXPENDED BUDGET</u>	<u>% BUDGET USED</u>
GENERAL FUND (cont'd)						
County Criminal Court 2	73,171.40	-	210,555.47	868,822.00	658,266.53	24.23%
County Criminal Court 3	69,670.94	-	196,932.16	841,363.00	644,430.84	23.41%
County Criminal Court 4	67,362.67	-	203,490.39	854,647.00	651,156.61	23.81%
County Criminal Court 5	70,514.09	-	244,777.43	1,211,875.00	967,097.57	20.20%
County Criminal Court 6	60,875.86	325.24	178,456.79	742,407.00	563,950.21	24.04%
County Criminal Court 7	67,899.51	-	195,235.76	882,868.00	687,632.24	22.11%
County Criminal Court 8	57,379.44	-	199,968.54	772,282.00	572,313.46	25.89%
County Criminal Court 9	50,866.18	0.96	178,580.06	756,011.00	577,430.94	23.62%
County Criminal Court 10	55,040.25	-	182,057.70	792,517.00	610,459.30	22.97%
Probate Court 1	140,798.89	-	420,240.87	2,129,668.00	1,709,427.13	19.73%
Probate Court 2	156,504.29	14.00	453,537.96	2,260,472.00	1,806,934.04	20.06%
Justice of the Peace Pct 1	54,938.24	5,272.43	177,587.03	740,084.00	562,496.97	24.00%
Justice of the Peace Pct 2	59,321.73	35.00	172,370.58	726,167.00	553,796.42	23.74%
Justice of the Peace Pct 3	60,158.74	1,090.00	177,505.54	705,075.00	527,569.46	25.18%
Justice of the Peace Pct 4	56,755.50	-	164,567.27	729,240.00	564,672.73	22.57%
Justice of the Peace Pct 5	43,941.37	162.60	131,326.61	528,615.00	397,288.39	24.84%
Justice of the Peace Pct 6	66,030.11	-	172,410.23	693,637.00	521,226.77	24.86%
Justice of the Peace Pct 7	58,160.03	60.00	174,609.76	756,802.00	582,192.24	23.07%
Justice of the Peace Pct 8	58,539.72	-	170,421.82	703,779.00	533,357.18	24.22%
District Attorney	3,062,183.85	191,930.51	9,190,469.36	38,942,997.00	29,752,527.64	23.60%
District Clerk	838,509.13	31,066.49	2,511,084.99	10,557,879.00	8,046,794.01	23.78%
County Clerk	794,322.95	1,611.82	2,521,177.55	10,583,349.00	8,062,171.45	23.82%
Domestic Relations	612,983.94	59.69	1,797,015.75	7,546,750.00	5,749,734.25	23.81%
Jury Services	87,688.21	69.95	521,117.88	1,937,784.00	1,416,666.12	26.89%
Courts / Judiciary	34,445.82	-	252,382.53	2,420,891.00	2,168,508.47	10.43%
Human Services	399,632.63	59,402.28	1,246,099.93	4,793,634.00	3,547,534.07	25.99%
Child Protective Services	23,130.03	2,003,268.00	2,063,419.30	2,555,210.00	491,790.70	80.75%
Public Assistance	4,483.00	36,024.00	107,577.25	772,954.00	665,376.75	13.92%
Texas AgriLife Extension	54,291.11	1,167.44	173,611.76	778,301.00	604,689.24	22.31%
Veterans Services	31,929.96	12.50	94,650.08	447,060.00	352,409.92	21.17%
Historical Commission	10,740.52	-	29,619.24	131,427.00	101,807.76	22.54%
10010-2017 General Fund - Cash Match						
Sheriff	18,688.05	-	18,688.05	60,010.00	41,321.95	31.14%
District Attorney	31,793.56	-	31,829.74	148,500.00	116,670.26	21.43%
10020-2017 General Fund - Oper Sub						
Sheriff	-	-	19,666.64	88,842.00	69,175.36	22.14%
Juvenile Services	402,849.80	-	402,849.80	3,916,777.00	3,513,927.20	10.29%
SUBTOTAL	<u>37,813,779.06</u>	<u>21,375,105.43</u>	<u>131,251,163.84</u>	<u>464,464,036.00</u>	<u>333,212,872.16</u>	<u>28.26%</u>
UNDESIGNATED				5,263,029.00	5,263,029.00	
CONTINGENT				5,000,000.00	5,000,000.00	
RESERVES				41,277,898.00	41,277,898.00	
FUND TOTAL	<u>\$ 37,813,779.06</u>	<u>\$ 21,375,105.43</u>	<u>\$ 131,251,163.84</u>	<u>\$ 516,004,963.00</u>	<u>\$ 384,753,799.16</u>	<u>25.44%</u>

**TARRANT COUNTY, TEXAS
BUDGET REPORT
FOR THE THREE (3) MONTHS ENDED 12/31/2016**

	<u>CURRENT MONTH EXPENDITURES</u>	<u>ENCUMBRANCES AND COMMITMENTS</u>	<u>TOTAL EXPENDITURES & COMMITMENTS</u>	<u>TOTAL BUDGET</u>	<u>UNEXPENDED BUDGET</u>	<u>% BUDGET USED</u>
ROAD AND BRIDGE (26100)						
Buildings	7,004.98	2,482.59	11,448.06	26,317.00	14,868.94	43.50%
Commissioner Precinct 1	595,606.04	727,537.79	2,193,451.21	7,875,162.00	5,681,710.79	27.85%
Commissioner Precinct 2	297,676.07	284,423.32	1,207,762.87	4,607,504.00	3,399,741.13	26.21%
Commissioner Precinct 3	516,243.13	174,936.90	1,429,517.26	4,986,479.00	3,556,961.74	28.67%
Commissioner Precinct 4	550,303.68	715,437.28	2,206,600.15	7,300,336.00	5,093,735.85	30.23%
Right of Way	26,529.13	-	79,423.22	4,072,016.00	3,992,592.78	1.95%
Transportation	211,702.54	9,210.39	610,283.68	3,837,645.00	3,227,361.32	15.90%
Road & Bridge Non-Department	84,419.87	7,920.00	172,608.36	432,600.00	259,991.64	39.90%
26110-2017 Road & Bridge Grant Match						
Transportation	-	-	-	103,651.00	103,651.00	0.00%
SUBTOTAL	<u>2,289,485.44</u>	<u>1,921,948.27</u>	<u>7,911,094.81</u>	<u>33,241,710.00</u>	<u>25,330,615.19</u>	<u>23.80%</u>
UNDESIGNATED				208,798.00	208,798.00	
FUND TOTAL	<u>\$ 2,289,485.44</u>	<u>\$ 1,921,948.27</u>	<u>\$ 7,911,094.81</u>	<u>\$ 33,450,508.00</u>	<u>\$ 25,539,413.19</u>	<u>23.65%</u>
DEBT SERVICE (32100)						
Interest and Sinking	-	-	2,000.00	37,717,976.00	37,715,976.00	0.01%
RESERVES				1,000,000.00	1,000,000.00	
FUND TOTAL	<u>\$ -</u>	<u>\$ -</u>	<u>\$ 2,000.00</u>	<u>\$ 38,717,976.00</u>	<u>\$ 38,715,976.00</u>	<u>0.01%</u>

TARRANT COUNTY, TEXAS
SPECIAL BUDGETS
FOR THE THREE (3) MONTHS ENDED 12/31/2016
BUDGET VERSUS ACTUAL (BUDGET BASIS) REVENUE

<u>FUND #</u>	<u>FUND NAME</u>	<u>ACTUAL REVENUE</u>	<u>BUDGETED REVENUE</u>	<u>PERCENT COLLECTED</u>
21100	Records Preservation/Automation-Filing	\$ 443,283	\$ 1,706,289	25.98%
21200	Records Preservation/Automation-Conviction	154,523	636,141	24.29%
21300	Records Preservation/Restoration	420,855	1,567,514	26.85%
21400	Court Record Preservation Fund	91,256	367,962	24.80%
21500	District Court Records Technology Fund	67,308	272,522	24.70%
22100	Courthouse Security Fund	142,535	560,000	25.45%
22300	Consumer Health Fund	221,845	1,063,000	20.87%
22400	Juvenile Delinquency Prevention	3	-	OVER 100%
22500	Alternative Dispute Resolution	94,360	387,153	24.37%
22600	Probate Contributions Fund	41,706	140,529	29.68%
22700	Justice Court Technology Fund	6,125	26,320	23.27%
22800	Justice Court Building Security	1,483	6,200	23.92%
22900	Child Abuse Prevention Fund	2,040	7,330	27.83%
23000	Family Protection	25,753	122,502	21.02%
23100	Guardianship	21,518	90,058	23.89%
23200	Drug & Alcohol Court	40,865	174,200	23.46%
23300	County and District Court Technology Fund	11,235	48,473	23.18%
24100	Law Library	284,289	1,191,688	23.86%
24200	Education Fund	5,265	20,000	26.33%
24300	Appellate Judicial System	37,798	155,087	24.37%
25100	Vehicle Inventory Tax	670	220,800	0.30%
45100	Non-Debt Capital	9,196,590	36,386,072	25.28%
47600	2006 Bond Election - Buildings	71,288	129,573	55.02%
47700	2006 Bond Election - Transportation	114,643	225,713	50.79%
51100	Resource Connection	794,395	3,307,858	24.02%
51200	Oil & Gas Royalty Resource Connection	23,579	52,661	44.77%
61500	Self Insurance	1,381	627,775	0.22%
61900	Workers Compensation	763,463	2,796,633	27.30%
62100	County Clerk Professional Liability	1,017	1,851	54.92%
62200	District Clerk Professional Liability	988	1,814	54.46%
65100	Employee Group Insurance - Medical	18,696,402	78,120,237	23.93%
D6200	DA Restitution Collection Fee	3,403	-	OVER 100%
D8300	DA Non-Drug Forfeitures	13,567	725	OVER 100%
D8700	DA Law Enforcement	94,208	1,735	OVER 100%
G1100	8th Admin Judicial Region	27,082	106,538	25.42%
S8700	Sheriff's Inmate Commissary Fund	551,644	1,508,561	36.57%
S9300	Combined Narcotics Enforcement Team	6,931	400,000	1.73%
S9500	Sheriff Federal Forfeiture-Treasury Funds	2,390	1,284	OVER 100%
S9600	Sheriff Federal Forfeiture-Non DEA	6,365	738	OVER 100%
S9700	Sheriff Federal Forfeiture-Justice Funds	319	464	68.69%
T0400	Public Health	3,567,187	12,591,244	28.33%
T0450	Public Health 1115 Waiver	8	11,300,000	0.00%
T0500	Section 125 Forfeitures	1,497	1,817	82.42%
T0600	Children's Home Fund	541	1,163	46.55%
T0700	Bail Bond Board	3,600	27,350	13.16%
T0800	TDPRS - Title IVE	256	498	51.36%
T0900	Constable Forfeiture	455	-	OVER 100%
T1000	Juvenile Probation District	5,119	20,600	24.85%
T1100	Unclaimed Juvenile Restitution	16	-	OVER 100%
T1300	Deferred Prosecution Program	17,500	73,800	23.71%
T2000	Historical Commission	9	15	56.87%
T2100	Historical Comm Archives	13	1,023	1.32%
T2300	Cemetery Fund	58	105	55.19%
T3000	DA - JPS Contract	94,493	377,971	25.00%
T3100	Emergency Services District #1	19,192	79,000	24.29%
T3300	CSCD Bond Supervision Unit	154,137	614,962	25.06%
T3400	Criminal Courts Drug Program	40,352	-	OVER 100%
T3700	Medical Examiner Conference Fund	76	139	55.01%
T4100	PMC Insured - 340B	10,428	4,801,127	0.22%
T5200	Miscellaneous Donations-Juvenile Probation	2,006	7,110	28.21%

**TARRANT COUNTY, TEXAS
SPECIAL BUDGETS
FOR THE THREE (3) MONTHS ENDED 12/31/2016
BUDGET VERSUS ACTUAL (BUDGET BASIS) REVENUE**

<u>FUND #</u>	<u>FUND NAME</u>	<u>ACTUAL REVENUE</u>	<u>BUDGETED REVENUE</u>	<u>PERCENT COLLECTED</u>
T5300	Tarrant County Disaster Relief Donations	37	-	OVER 100%
T5600	Miscellaneous Donations - Human Services	75,172	75,143	OVER 100%
T5640	Human Services - Reliant Energy	26,018	1,007	OVER 100%
T5642	Human Services - Cirro	3	6	55.17%
T5700	Miscellaneous Donations-CPS	15,743	56,187	28.02%
T5800	Miscellaneous Donations-Health Dept	94	117	80.14%
T6000	Miscellaneous Donations-Family Court	1,956	7,000	27.94%
T6100	Miscellaneous Donations-CRCG	103	58	OVER 100%
T6200	Miscellaneous Donations-Peace Officers Memorial	31	55	55.67%
T6500	ATTF Rental Assoc Donation	1	-	OVER 100%
T7100	Contract Elections	222,939	1,500,000	14.86%
T7300	Elections Chapter 19	4,115	-	OVER 100%

**TARRANT COUNTY, TEXAS
BUDGET REPORT
FOR THE THREE (3) MONTHS ENDED 12/31/2016**

	<u>CURRENT MONTH EXPENDITURES</u>	<u>ENCUMBRANCES AND COMMITMENTS</u>	<u>TOTAL EXPENDITURES & COMMITMENTS</u>	<u>TOTAL BUDGET</u>	<u>UNEXPENDED BUDGET</u>	<u>% BUDGET USED</u>
RECORDS PRESERVATION & AUTOMATION - FILINGS (21100)						
County Clerk	104,864.42	84,979.55	420,681.32	7,835,040.00	7,414,358.68	5.37%
FUND TOTAL	<u>\$ 104,864.42</u>	<u>\$ 84,979.55</u>	<u>\$ 420,681.32</u>	<u>\$ 7,835,040.00</u>	<u>\$ 7,414,358.68</u>	<u>5.37%</u>
RECORDS PRESERVATION & AUTOMATION - CONVICTIONS (21200)						
Information Technology	39,600.25	5,626.00	136,200.75	1,116,853.00	980,652.25	12.20%
FUND TOTAL	<u>\$ 39,600.25</u>	<u>\$ 5,626.00</u>	<u>\$ 136,200.75</u>	<u>\$ 1,116,853.00</u>	<u>\$ 980,652.25</u>	<u>12.20%</u>
RECORDS PRESERVATION & RESTORATION (21300)						
County Clerk	66,142.54	48,499.38	242,660.13	6,626,103.00	6,383,442.87	3.66%
FUND TOTAL	<u>\$ 66,142.54</u>	<u>\$ 48,499.38</u>	<u>\$ 242,660.13</u>	<u>\$ 6,626,103.00</u>	<u>\$ 6,383,442.87</u>	<u>3.66%</u>
COURT RECORD PRESERVATION FUND (21400)						
Information Technology	-	-	-	878,732.00	878,732.00	0.00%
District Clerk	20,155.70	-	58,062.49	593,203.00	535,140.51	9.79%
FUND TOTAL	<u>\$ 20,155.70</u>	<u>\$ -</u>	<u>\$ 58,062.49</u>	<u>\$ 1,471,935.00</u>	<u>\$ 1,413,872.51</u>	<u>3.94%</u>
DISTRICT COURT RECORD TECHNOLOGY FUND (21500)						
District Clerk	16,242.70	-	48,182.60	1,013,659.00	965,476.40	4.75%
FUND TOTAL	<u>\$ 16,242.70</u>	<u>\$ -</u>	<u>\$ 48,182.60</u>	<u>\$ 1,013,659.00</u>	<u>\$ 965,476.40</u>	<u>4.75%</u>
COURTHOUSE SECURITY FUND (22100)						
Non-Departmental	47,102.03	-	142,534.52	560,000.00	417,465.48	25.45%
FUND TOTAL	<u>\$ 47,102.03</u>	<u>\$ -</u>	<u>\$ 142,534.52</u>	<u>\$ 560,000.00</u>	<u>\$ 417,465.48</u>	<u>25.45%</u>
CONSUMER HEALTH (22300)						
Public Health	83,962.64	21,926.79	274,515.71	1,545,774.00	1,271,258.29	17.76%
FUND TOTAL	<u>\$ 83,962.64</u>	<u>\$ 21,926.79</u>	<u>\$ 274,515.71</u>	<u>\$ 1,545,774.00</u>	<u>\$ 1,271,258.29</u>	<u>17.76%</u>
JUVENILE DELINQUENCY PREVENTION (22400)						
Facilities	-	-	-	2,256.00	2,256.00	0.00%
FUND TOTAL	<u>\$ -</u>	<u>\$ -</u>	<u>\$ -</u>	<u>\$ 2,256.00</u>	<u>\$ 2,256.00</u>	<u>0.00%</u>
ADRS (22500)						
Non-Departmental	30,624.72	-	64,079.72	1,174,677.00	1,110,597.28	5.46%
FUND TOTAL	<u>\$ 30,624.72</u>	<u>\$ -</u>	<u>\$ 64,079.72</u>	<u>\$ 1,174,677.00</u>	<u>\$ 1,110,597.28</u>	<u>5.46%</u>

**TARRANT COUNTY, TEXAS
BUDGET REPORT
FOR THE THREE (3) MONTHS ENDED 12/31/2016**

	<u>CURRENT MONTH EXPENDITURES</u>	<u>ENCUMBRANCES AND COMMITMENTS</u>	<u>TOTAL EXPENDITURES & COMMITMENTS</u>	<u>TOTAL BUDGET</u>	<u>UNEXPENDED BUDGET</u>	<u>% BUDGET USED</u>
PROBATE CONTRIBUTIONS FUND (22600)						
Probate Court 1	4,227.52	-	11,711.94	245,674.00	233,962.06	4.77%
Probate Court 2	4,259.66	-	12,574.71	106,311.00	93,736.29	11.83%
FUND TOTAL	<u>\$ 8,487.18</u>	<u>\$ -</u>	<u>\$ 24,286.65</u>	<u>\$ 351,985.00</u>	<u>\$ 327,698.35</u>	<u>6.90%</u>
JUSTICE COURT TECHNOLOGY (22700)						
Information Technology	-	233.06	233.06	134,808.00	134,574.94	0.17%
FUND TOTAL	<u>\$ -</u>	<u>\$ 233.06</u>	<u>\$ 233.06</u>	<u>\$ 134,808.00</u>	<u>\$ 134,574.94</u>	<u>0.17%</u>
JUSTICE COURT BLDG SECURITY (22800)						
Non-Departmental	469.83	-	1,482.82	6,200.00	4,717.18	23.92%
FUND TOTAL	<u>\$ 469.83</u>	<u>\$ -</u>	<u>\$ 1,482.82</u>	<u>\$ 6,200.00</u>	<u>\$ 4,717.18</u>	<u>23.92%</u>
CHILD ABUSE PREVENTION (22900)						
Non-Departmental	-	-	-	57,325.00	57,325.00	0.00%
FUND TOTAL	<u>\$ -</u>	<u>\$ -</u>	<u>\$ -</u>	<u>\$ 57,325.00</u>	<u>\$ 57,325.00</u>	<u>0.00%</u>
FAMILY PROTECTION (23000)						
Non-Departmental	-	-	-	87,897.00	87,897.00	0.00%
323RD District Court	32,740.18	65,480.36	98,220.54	104,000.00	5,779.46	94.44%
Public Assistance	-	-	-	100,000.00	100,000.00	0.00%
FUND TOTAL	<u>\$ 32,740.18</u>	<u>\$ 65,480.36</u>	<u>\$ 98,220.54</u>	<u>\$ 291,897.00</u>	<u>\$ 193,676.46</u>	<u>33.65%</u>
GUARDIANSHIP (23100)						
Non-Departmental	-	-	-	129,937.00	129,937.00	0.00%
FUND TOTAL	<u>\$ -</u>	<u>\$ -</u>	<u>\$ -</u>	<u>\$ 129,937.00</u>	<u>\$ 129,937.00</u>	<u>0.00%</u>
DRUG & ALCOHOL COURT (23200)						
Community Supervision	6,182.18	-	8,182.18	83,000.00	74,817.82	9.86%
323RD District Court	-	98,220.54	98,220.54	368,204.00	269,983.46	26.68%
Criminal Court Administration	12,646.74	-	37,179.57	335,700.00	298,520.43	11.08%
FUND TOTAL	<u>\$ 18,828.92</u>	<u>\$ 98,220.54</u>	<u>\$ 143,582.29</u>	<u>\$ 786,904.00</u>	<u>\$ 643,321.71</u>	<u>18.25%</u>
COUNTY & DISTRICT COURT TECHNOLOGY FUND (23300)						
Information Technology	-	-	-	83,881.00	83,881.00	0.00%
FUND TOTAL	<u>\$ -</u>	<u>\$ -</u>	<u>\$ -</u>	<u>\$ 83,881.00</u>	<u>\$ 83,881.00</u>	<u>0.00%</u>
LAW LIBRARY (24100)						
Law Library	79,819.70	529,685.93	685,956.07	1,493,929.00	807,972.93	45.92%
Judicial Law Library	10,690.50	109,384.10	131,496.00	175,000.00	43,504.00	75.14%
FUND TOTAL	<u>\$ 90,510.20</u>	<u>\$ 639,070.03</u>	<u>\$ 817,452.07</u>	<u>\$ 1,668,929.00</u>	<u>\$ 851,476.93</u>	<u>48.98%</u>

**TARRANT COUNTY, TEXAS
BUDGET REPORT
FOR THE THREE (3) MONTHS ENDED 12/31/2016**

	<u>CURRENT MONTH EXPENDITURES</u>	<u>ENCUMBRANCES AND COMMITMENTS</u>	<u>TOTAL EXPENDITURES & COMMITMENTS</u>	<u>TOTAL BUDGET</u>	<u>UNEXPENDED BUDGET</u>	<u>% BUDGET USED</u>
EDUCATION FUND (24200)						
Sheriff	-	-	6,834.22	146,104.00	139,269.78	4.68%
Sheriff - Confinement	-	-	-	25,256.00	25,256.00	0.00%
Constable Precinct 1	-	-	-	2,131.00	2,131.00	0.00%
Constable Precinct 2	-	-	-	1,956.00	1,956.00	0.00%
Constable Precinct 3	-	-	600.00	898.00	298.00	66.82%
Constable Precinct 4	-	-	-	10,725.00	10,725.00	0.00%
Constable Precinct 5	-	-	-	2,503.00	2,503.00	0.00%
Constable Precinct 6	-	-	-	3,726.00	3,726.00	0.00%
Constable Precinct 7	-	-	-	4,587.00	4,587.00	0.00%
Constable Precinct 8	-	-	-	178.00	178.00	0.00%
Fire Marshal	-	-	-	780.00	780.00	0.00%
Probate Court 1	-	-	-	25,664.00	25,664.00	0.00%
Probate Court 2	60.00	-	2,514.16	25,673.00	23,158.84	9.79%
District Attorney	-	-	260.18	544.00	283.82	47.83%
FUND TOTAL	<u>\$ 60.00</u>	<u>\$ -</u>	<u>\$ 10,208.56</u>	<u>\$ 250,725.00</u>	<u>\$ 240,516.44</u>	<u>4.07%</u>
APPELLATE JUDICIAL SYSTEM (24300)						
Appeals Court	12,403.47	-	33,875.21	180,087.00	146,211.79	18.81%
FUND TOTAL	<u>\$ 12,403.47</u>	<u>\$ -</u>	<u>\$ 33,875.21</u>	<u>\$ 180,087.00</u>	<u>\$ 146,211.79</u>	<u>18.81%</u>
VEHICLE INVENTORY TAX (25100)						
Tax Assessor / Collector	6,808.46	-	17,390.67	641,446.00	624,055.33	2.71%
FUND TOTAL	<u>\$ 6,808.46</u>	<u>\$ -</u>	<u>\$ 17,390.67</u>	<u>\$ 641,446.00</u>	<u>\$ 624,055.33</u>	<u>2.71%</u>
NON-DEBT CAPITAL (45100)						
Non-Departmental	-	-	-	13,344,123.00	13,344,123.00	0.00%
Budget/Risk Management	-	-	-	2,528.00	2,528.00	0.00%
Tax Assessor / Collector	-	3,283.00	6,566.00	118,040.00	111,474.00	5.56%
Information Technology	50,025.04	623,436.13	1,456,077.60	17,549,846.00	16,093,768.40	8.30%
Human Resources	-	1,764.56	1,764.56	4,640.00	2,875.44	38.03%
Purchasing	419.63	317.52	737.15	2,500.00	1,762.85	29.49%
Facilities	-	70,397.00	70,397.00	237,270.00	166,873.00	29.67%
Sheriff	9,535.00	102,179.83	141,321.75	401,725.00	260,403.25	35.18%
Sheriff - Confinement	3,457.78	9,652.66	20,912.64	26,372.00	5,459.36	79.30%
Constable Precinct 2	-	-	-	950.00	950.00	0.00%
Constable Precinct 3	-	1,041.54	1,042.00	1,042.00	-	100.00%
Medical Examiner	-	-	-	231,700.00	231,700.00	0.00%
Community Supervision	-	-	-	5,000.00	5,000.00	0.00%
Juvenile Services	700.57	266.56	1,187.12	45,989.00	44,801.88	2.58%
Pretrial Services	-	-	5,085.00	36,500.00	31,415.00	13.93%
Buildings	120,286.84	1,277,106.60	1,414,758.65	49,270,309.00	47,855,550.35	2.87%
Criminal District Court 1	-	-	-	586.00	586.00	0.00%
213TH District Court	-	-	-	2,400.00	2,400.00	0.00%
Magistrate Court	-	-	-	2,500.00	2,500.00	0.00%
Criminal Court Administration	-	614.66	995.44	19,490.00	18,494.56	5.11%
Grand Jury	-	-	-	1,000.00	1,000.00	0.00%
Criminal Attorney Appointment	-	-	-	1,000.00	1,000.00	0.00%
Criminal Mental Health Court	-	-	-	1,000.00	1,000.00	0.00%
County Criminal Court 5	-	-	-	500.00	500.00	0.00%
County Criminal Court 7	-	583.30	583.30	1,000.00	416.70	58.33%
Probate Court 2	-	-	-	6,426.00	6,426.00	0.00%
Justice of the Peace Pct 1	-	-	-	1,000.00	1,000.00	0.00%
Justice of the Peace Pct 8	-	-	-	3,600.00	3,600.00	0.00%
District Attorney	-	-	-	500.00	500.00	0.00%
District Clerk	891.42	3,700.69	34,378.59	38,666.00	4,287.41	88.91%
County Clerk	-	-	-	4,030.00	4,030.00	0.00%
Domestic Relations	-	-	3,312.96	3,900.00	587.04	84.95%

**TARRANT COUNTY, TEXAS
BUDGET REPORT
FOR THE THREE (3) MONTHS ENDED 12/31/2016**

	CURRENT MONTH EXPENDITURES	ENCUMBRANCES AND COMMITMENTS	TOTAL EXPENDITURES ENCUMBRANCES & COMMITMENTS	TOTAL BUDGET	UNEXPENDED BUDGET	% BUDGET USED
NON-DEBT CAPITAL (45100) (cont'd)						
Courts / Judiciary	-	-	-	24,734.00	24,734.00	0.00%
Human Services	-	-	3,976.75	7,390.00	3,413.25	53.81%
Texas AgriLife Extension	-	-	-	300.00	300.00	0.00%
Veterans Services	576.24	362.61	1,077.85	3,000.00	1,922.15	35.93%
Commissioner Precinct 1	10,078.58	170,264.14	181,114.49	3,040,230.00	2,859,115.51	5.96%
Commissioner Precinct 2	-	35,495.81	35,495.81	650,682.00	615,186.19	5.46%
Commissioner Precinct 3	-	479,867.00	482,114.93	882,108.00	399,993.07	54.65%
Commissioner Precinct 4	12,921.09	467,083.28	481,330.88	1,246,124.00	764,793.12	38.63%
Transportation	12,170.16	1,376,077.34	1,388,397.50	1,816,525.00	428,127.50	76.43%
FUND TOTAL	\$ 221,062.35	\$ 4,623,494.23	\$ 5,732,627.97	\$ 89,037,225.00	\$ 83,304,597.03	6.44%
2006 BOND ELECTION-BUILDINGS (47600)						
Non-Departmental Buildings	-	-	-	1,495,321.00	1,495,321.00	0.00%
	-	6,060,289.46	6,060,289.46	45,160,197.00	39,099,907.54	13.42%
FUND TOTAL	\$ -	\$ 6,060,289.46	\$ 6,060,289.46	\$ 46,655,518.00	\$ 40,595,228.54	12.99%
2006 BOND ELECTION-TRANSPORTATION (47700)						
Non-Departmental Transportation	-	-	-	1,020,152.00	1,020,152.00	0.00%
	19,800.00	296,670.00	316,470.00	64,169,212.00	63,852,742.00	0.49%
FUND TOTAL	\$ 19,800.00	\$ 296,670.00	\$ 316,470.00	\$ 65,189,364.00	\$ 64,872,894.00	0.49%
RESOURCE CONNECTION (51100)						
Non-Departmental Resource Connection	-	-	-	436,732.00	436,732.00	0.00%
	233,236.07	598,485.87	1,302,487.53	3,689,743.00	2,387,255.47	35.30%
FUND TOTAL	\$ 233,236.07	\$ 598,485.87	\$ 1,302,487.53	\$ 4,126,475.00	\$ 2,823,987.47	31.56%
OIL & GAS ROYALTY (51200)						
Resource Connection	32,301.72	103,987.82	136,289.54	1,260,525.00	1,124,235.46	10.81%
FUND TOTAL	\$ 32,301.72	\$ 103,987.82	\$ 136,289.54	\$ 1,260,525.00	\$ 1,124,235.46	10.81%
SELF INSURANCE (61500)						
Self Insurance	1,675.41	8,501.76	171,117.98	1,526,506.00	1,355,388.02	11.21%
FUND TOTAL	\$ 1,675.41	\$ 8,501.76	\$ 171,117.98	\$ 1,526,506.00	\$ 1,355,388.02	11.21%
WORKERS COMPENSATION (61900)						
Self Insurance	211,586.74	2,475.00	696,998.29	4,904,516.00	4,207,517.71	14.21%
FUND TOTAL	\$ 211,586.74	\$ 2,475.00	\$ 696,998.29	\$ 4,904,516.00	\$ 4,207,517.71	14.21%
COUNTY CLERK PROFESSIONAL LIABILITY (62100)						
County Clerk	4,673.93	-	4,673.93	682,810.00	678,136.07	0.68%
FUND TOTAL	\$ 4,673.93	\$ -	\$ 4,673.93	\$ 682,810.00	\$ 678,136.07	0.68%
DISTRICT CLERK PROFESSIONAL LIABILITY (62200)						
District Clerk	-	-	-	643,967.00	643,967.00	0.00%
FUND TOTAL	\$ -	\$ -	\$ -	\$ 643,967.00	\$ 643,967.00	0.00%

**TARRANT COUNTY, TEXAS
BUDGET REPORT
FOR THE THREE (3) MONTHS ENDED 12/31/2016**

	<u>CURRENT MONTH EXPENDITURES</u>	<u>ENCUMBRANCES AND COMMITMENTS</u>	<u>TOTAL EXPENDITURES & COMMITMENTS</u>	<u>TOTAL BUDGET</u>	<u>UNEXPENDED BUDGET</u>	<u>% BUDGET USED</u>
EMPLOYEE INSURANCE (65100)						
Non-Departmental	46,409.00	-	139,408.53	12,646,000.00	12,506,591.47	1.10%
Self Insurance	6,722,950.74	-	19,932,264.43	73,782,285.00	53,850,020.57	27.01%
FUND TOTAL	<u>\$ 6,769,359.74</u>	<u>\$ -</u>	<u>\$ 20,071,672.96</u>	<u>\$ 86,428,285.00</u>	<u>\$ 66,356,612.04</u>	<u>23.22%</u>
DISTRICT ATTORNEY RESTITUTION COLLECTION FEE (D6200)						
District Attorney	-	-	-	12,537.00	12,537.00	0.00%
FUND TOTAL	<u>\$ -</u>	<u>\$ -</u>	<u>\$ -</u>	<u>\$ 12,537.00</u>	<u>\$ 12,537.00</u>	<u>0.00%</u>
DISTRICT ATTORNEY NON-DRUG FORFEITURES (D8300)						
District Attorney	50,819.93	5,390.03	64,003.21	413,477.00	349,473.79	15.48%
FUND TOTAL	<u>\$ 50,819.93</u>	<u>\$ 5,390.03</u>	<u>\$ 64,003.21</u>	<u>\$ 413,477.00</u>	<u>\$ 349,473.79</u>	<u>15.48%</u>
DISTRICT ATTORNEY LAW ENFORCEMENT (D8700)						
District Attorney	3,858.38	-	12,281.07	754,052.00	741,770.93	1.63%
FUND TOTAL	<u>\$ 3,858.38</u>	<u>\$ -</u>	<u>\$ 12,281.07</u>	<u>\$ 754,052.00</u>	<u>\$ 741,770.93</u>	<u>1.63%</u>
8TH ADMIN JUDICIAL REGION (G1100)						
8th Admin Judicial Region	8,918.28	-	27,082.13	106,538.00	79,455.87	25.42%
FUND TOTAL	<u>\$ 8,918.28</u>	<u>\$ -</u>	<u>\$ 27,082.13</u>	<u>\$ 106,538.00</u>	<u>\$ 79,455.87</u>	<u>25.42%</u>
SHERIFFS INMATE COMMISSARY (S8700)						
Sheriff - Confinement	86,209.83	16,030.40	254,323.00	4,647,758.00	4,393,435.00	5.47%
FUND TOTAL	<u>\$ 86,209.83</u>	<u>\$ 16,030.40</u>	<u>\$ 254,323.00</u>	<u>\$ 4,647,758.00</u>	<u>\$ 4,393,435.00</u>	<u>5.47%</u>
COMBINED NARCOTICS ENFORCEMENT TEAM (S9300)						
Sheriff	1,662.11	315.00	13,519.11	409,143.00	395,623.89	3.30%
FUND TOTAL	<u>\$ 1,662.11</u>	<u>\$ 315.00</u>	<u>\$ 13,519.11</u>	<u>\$ 409,143.00</u>	<u>\$ 395,623.89</u>	<u>3.30%</u>
SHERIFF FEDERAL FORFEITURE-TREASURY (S9500)						
Sheriff	2,444.07	3,180.00	7,186.97	467,910.00	460,723.03	1.54%
FUND TOTAL	<u>\$ 2,444.07</u>	<u>\$ 3,180.00</u>	<u>\$ 7,186.97</u>	<u>\$ 467,910.00</u>	<u>\$ 460,723.03</u>	<u>1.54%</u>
SHERIFF FEDERAL FORFEITURE-NON DEA (S9600)						
Sheriff	-	-	-	189,169.00	189,169.00	0.00%
FUND TOTAL	<u>\$ -</u>	<u>\$ -</u>	<u>\$ -</u>	<u>\$ 189,169.00</u>	<u>\$ 189,169.00</u>	<u>0.00%</u>
SHERIFF FEDERAL FORFEITURE-JUSTICE (S9700)						
Sheriff	299.95	-	3,757.28	149,622.00	145,864.72	2.51%
FUND TOTAL	<u>\$ 299.95</u>	<u>\$ -</u>	<u>\$ 3,757.28</u>	<u>\$ 149,622.00</u>	<u>\$ 145,864.72</u>	<u>2.51%</u>

**TARRANT COUNTY, TEXAS
BUDGET REPORT
FOR THE THREE (3) MONTHS ENDED 12/31/2016**

	<u>CURRENT MONTH EXPENDITURES</u>	<u>ENCUMBRANCES AND COMMITMENTS</u>	<u>TOTAL EXPENDITURES ENCUMBRANCES & COMMITMENTS</u>	<u>TOTAL BUDGET</u>	<u>UNEXPENDED BUDGET</u>	<u>% BUDGET USED</u>
PUBLIC HEALTH (T0400)						
T0400-2017 Public Health						
Buildings	12,276.85	6,161.00	36,389.18	162,398.00	126,008.82	22.41%
Public Health	854,316.90	253,189.34	2,862,345.31	13,061,355.00	10,199,009.69	21.91%
T0410-2017 Public Health - Cash Match						
Public Health	16,401.00	-	53,898.97	517,701.00	463,802.03	10.41%
T0420-2017 Public Health-Op Sub						
Public Health	4,391.24	-	8,719.78	1,237,760.00	1,229,040.22	0.70%
T0450-2017 Public Health 1115 Wavier						
Non-Departmental	-	-	549,630.00	12,367,932.00	11,818,302.00	4.44%
Buildings	-	-	-	18,395.00	18,395.00	0.00%
Public Health	318,598.52	419,169.39	1,188,054.60	10,745,426.00	9,557,371.40	11.06%
FUND TOTAL	<u>\$ 1,205,984.51</u>	<u>\$ 678,519.73</u>	<u>\$ 4,699,037.84</u>	<u>\$ 38,110,967.00</u>	<u>\$ 33,411,929.16</u>	<u>12.33%</u>
SECTION 125 FORFEITURES (T0500)						
Self Insurance	4,142.00	26,645.00	32,781.00	792,023.00	759,242.00	4.14%
FUND TOTAL	<u>\$ 4,142.00</u>	<u>\$ 26,645.00</u>	<u>\$ 32,781.00</u>	<u>\$ 792,023.00</u>	<u>\$ 759,242.00</u>	<u>4.14%</u>
CHILDREN'S HOME FUND (T0600)						
Juvenile Services	-	-	-	61,688.00	61,688.00	0.00%
FUND TOTAL	<u>\$ -</u>	<u>\$ -</u>	<u>\$ -</u>	<u>\$ 61,688.00</u>	<u>\$ 61,688.00</u>	<u>0.00%</u>
BAIL BOND BOARD (T0700)						
Non-Departmental	480.00	-	1,355.00	28,350.00	26,995.00	4.78%
FUND TOTAL	<u>\$ 480.00</u>	<u>\$ -</u>	<u>\$ 1,355.00</u>	<u>\$ 28,350.00</u>	<u>\$ 26,995.00</u>	<u>4.78%</u>
TDRPS - TITLE IVE (T0800)						
Child Protective Services	1,873.17	-	3,596.79	135,618.00	132,021.21	2.65%
FUND TOTAL	<u>\$ 1,873.17</u>	<u>\$ -</u>	<u>\$ 3,596.79</u>	<u>\$ 135,618.00</u>	<u>\$ 132,021.21</u>	<u>2.65%</u>
CONSTABLE FORFEITURE (T0900)						
Constable Precinct 7	-	-	-	9,717.00	9,717.00	0.00%
FUND TOTAL	<u>\$ -</u>	<u>\$ -</u>	<u>\$ -</u>	<u>\$ 9,717.00</u>	<u>\$ 9,717.00</u>	<u>0.00%</u>
JUVENILE PROBATION DISTRICT (T1000)						
Juvenile Services	1,025.73	-	2,061.46	201,081.00	199,019.54	1.03%
FUND TOTAL	<u>\$ 1,025.73</u>	<u>\$ -</u>	<u>\$ 2,061.46</u>	<u>\$ 201,081.00</u>	<u>\$ 199,019.54</u>	<u>1.03%</u>
UNCLAIMED JUVENILE RESTITUTION (T1100)						
Juvenile Services	-	-	-	10,556.00	10,556.00	0.00%
FUND TOTAL	<u>\$ -</u>	<u>\$ -</u>	<u>\$ -</u>	<u>\$ 10,556.00</u>	<u>\$ 10,556.00</u>	<u>0.00%</u>

**TARRANT COUNTY, TEXAS
BUDGET REPORT
FOR THE THREE (3) MONTHS ENDED 12/31/2016**

	<u>CURRENT MONTH EXPENDITURES</u>	<u>ENCUMBRANCES AND COMMITMENTS</u>	<u>TOTAL EXPENDITURES ENCUMBRANCES & COMMITMENTS</u>	<u>TOTAL BUDGET</u>	<u>UNEXPENDED BUDGET</u>	<u>% BUDGET USED</u>
DEFERRED PROSECUTION (T1300)						
District Attorney	4,425.00	-	17,500.00	73,800.00	56,300.00	23.71%
FUND TOTAL	<u>\$ 4,425.00</u>	<u>\$ -</u>	<u>\$ 17,500.00</u>	<u>\$ 73,800.00</u>	<u>\$ 56,300.00</u>	<u>23.71%</u>
HISTORICAL COMMISSION (T2000)						
Historical Commission	-	-	-	5,718.00	5,718.00	0.00%
FUND TOTAL	<u>\$ -</u>	<u>\$ -</u>	<u>\$ -</u>	<u>\$ 5,718.00</u>	<u>\$ 5,718.00</u>	<u>0.00%</u>
HISTORICAL COMMISSION ARCHIVES (T2100)						
Historical Commission	-	-	-	9,941.00	9,941.00	0.00%
FUND TOTAL	<u>\$ -</u>	<u>\$ -</u>	<u>\$ -</u>	<u>\$ 9,941.00</u>	<u>\$ 9,941.00</u>	<u>0.00%</u>
CEMETERY FUND (T2300)						
Historical Commission	-	-	-	25,033.00	25,033.00	0.00%
FUND TOTAL	<u>\$ -</u>	<u>\$ -</u>	<u>\$ -</u>	<u>\$ 25,033.00</u>	<u>\$ 25,033.00</u>	<u>0.00%</u>
DISTRICT ATTORNEY JPS CONTRACT (T3000)						
District Attorney	24,944.20	-	76,800.40	377,971.00	301,170.60	20.32%
FUND TOTAL	<u>\$ 24,944.20</u>	<u>\$ -</u>	<u>\$ 76,800.40</u>	<u>\$ 377,971.00</u>	<u>\$ 301,170.60</u>	<u>20.32%</u>
EMERGENCY SERVICES DISTRICT (T3100)						
Fire Marshal	6,496.07	-	19,191.51	79,000.00	59,808.49	24.29%
FUND TOTAL	<u>\$ 6,496.07</u>	<u>\$ -</u>	<u>\$ 19,191.51</u>	<u>\$ 79,000.00</u>	<u>\$ 59,808.49</u>	<u>24.29%</u>
CSCD BOND SUPERVISION UNIT (T3300)						
Community Supervision	54,266.55	-	154,137.22	614,962.00	460,824.78	25.06%
FUND TOTAL	<u>\$ 54,266.55</u>	<u>\$ -</u>	<u>\$ 154,137.22</u>	<u>\$ 614,962.00</u>	<u>\$ 460,824.78</u>	<u>25.06%</u>
CRIMINAL COURTS DRUG PROGRAM (T3400)						
Criminal Court Administration	10,678.37	-	15,067.60	189,698.00	174,630.40	7.94%
FUND TOTAL	<u>\$ 10,678.37</u>	<u>\$ -</u>	<u>\$ 15,067.60</u>	<u>\$ 189,698.00</u>	<u>\$ 174,630.40</u>	<u>7.94%</u>
MEDICAL EXAMINER CONFERENCE (T3700)						
Medical Examiner	6.12	-	45.15	50,316.00	50,270.85	0.09%
FUND TOTAL	<u>\$ 6.12</u>	<u>\$ -</u>	<u>\$ 45.15</u>	<u>\$ 50,316.00</u>	<u>\$ 50,270.85</u>	<u>0.09%</u>
INMATE REINTEGRATION PROGRAM (T3900)						
Non-Departmental	-	-	-	131.00	131.00	0.00%
FUND TOTAL	<u>\$ -</u>	<u>\$ -</u>	<u>\$ -</u>	<u>\$ 131.00</u>	<u>\$ 131.00</u>	<u>0.00%</u>

TARRANT COUNTY, TEXAS
BUDGET REPORT
FOR THE THREE (3) MONTHS ENDED 12/31/2016

	CURRENT MONTH EXPENDITURES	ENCUMBRANCES AND COMMITMENTS	TOTAL EXPENDITURES ENCUMBRANCES & COMMITMENTS	TOTAL BUDGET	UNEXPENDED BUDGET	% BUDGET USED
PMC INSURED - 340B (T4100)						
Public Health	198,829.10	147,718.63	389,766.24	5,551,127.00	5,161,360.76	7.02%
FUND TOTAL	<u>\$ 198,829.10</u>	<u>\$ 147,718.63</u>	<u>\$ 389,766.24</u>	<u>\$ 5,551,127.00</u>	<u>\$ 5,161,360.76</u>	<u>7.02%</u>
MISCELLANEOUS DONATIONS - JUVENILE PROBATION (T5200)						
Juvenile Services	425.34	2,220.07	4,085.99	37,775.00	33,689.01	10.82%
FUND TOTAL	<u>\$ 425.34</u>	<u>\$ 2,220.07</u>	<u>\$ 4,085.99</u>	<u>\$ 37,775.00</u>	<u>\$ 33,689.01</u>	<u>10.82%</u>
MISCELLANEOUS DONATIONS - HUMAN SERVICES-TXU (T5600)						
Human Services	10,057.33	-	63,339.04	162,623.00	99,283.96	38.95%
FUND TOTAL	<u>\$ 10,057.33</u>	<u>\$ -</u>	<u>\$ 63,339.04</u>	<u>\$ 162,623.00</u>	<u>\$ 99,283.96</u>	<u>38.95%</u>
MISCELLANEOUS DONATIONS - HUMAN SERVICES-RELIANT (T5640)						
Human Services	2,336.03	-	8,139.85	14,007.00	5,867.15	58.11%
FUND TOTAL	<u>\$ 2,336.03</u>	<u>\$ -</u>	<u>\$ 8,139.85</u>	<u>\$ 14,007.00</u>	<u>\$ 5,867.15</u>	<u>58.11%</u>
MISCELLANEOUS DONATIONS - HUMAN SERVICES-CIRRO (T5642)						
Human Services	-	-	-	2,225.00	2,225.00	0.00%
FUND TOTAL	<u>\$ -</u>	<u>\$ -</u>	<u>\$ -</u>	<u>\$ 2,225.00</u>	<u>\$ 2,225.00</u>	<u>0.00%</u>
HUMAN SERVICES-DIRECT ENERGY (T5646)						
Human Services	2,188.63	-	7,194.93	21,500.00	14,305.07	33.46%
FUND TOTAL	<u>\$ 2,188.63</u>	<u>\$ -</u>	<u>\$ 7,194.93</u>	<u>\$ 21,500.00</u>	<u>\$ 14,305.07</u>	<u>33.46%</u>
MISCELLANEOUS DONATIONS - CPS (T5700)						
Child Protective Services	3,252.48	2.44	3,385.93	98,402.00	95,016.07	3.44%
FUND TOTAL	<u>\$ 3,252.48</u>	<u>\$ 2.44</u>	<u>\$ 3,385.93</u>	<u>\$ 98,402.00</u>	<u>\$ 95,016.07</u>	<u>3.44%</u>
MISCELLANEOUS DONATIONS - HEALTH DEPT (T5800)						
Public Health	-	-	1,162.62	32,382.00	31,219.38	3.59%
FUND TOTAL	<u>\$ -</u>	<u>\$ -</u>	<u>\$ 1,162.62</u>	<u>\$ 32,382.00</u>	<u>\$ 31,219.38</u>	<u>3.59%</u>
MISCELLANEOUS DONATIONS - FAMILY COURT SERVICES (T6000)						
Domestic Relations	-	-	-	7,000.00	7,000.00	0.00%
FUND TOTAL	<u>\$ -</u>	<u>\$ -</u>	<u>\$ -</u>	<u>\$ 7,000.00</u>	<u>\$ 7,000.00</u>	<u>0.00%</u>

TARRANT COUNTY, TEXAS
BUDGET REPORT
FOR THE THREE (3) MONTHS ENDED 12/31/2016

	CURRENT MONTH EXPENDITURES	ENCUMBRANCES AND COMMITMENTS	TOTAL EXPENDITURES ENCUMBRANCES & COMMITMENTS	TOTAL BUDGET	UNEXPENDED BUDGET	% BUDGET USED
MISCELLANEOUS DONATIONS - CRCG (T6100)						
Public Assistance	3,056.09	-	3,606.09	66,197.00	62,590.91	5.45%
FUND TOTAL	<u>\$ 3,056.09</u>	<u>\$ -</u>	<u>\$ 3,606.09</u>	<u>\$ 66,197.00</u>	<u>\$ 62,590.91</u>	<u>5.45%</u>
MISCELLANEOUS DONATIONS - PEACE OFFICERS MEMORIAL (T6200)						
Peace Officers Memorial	-	-	-	20,540.00	20,540.00	0.00%
FUND TOTAL	<u>\$ -</u>	<u>\$ -</u>	<u>\$ -</u>	<u>\$ 20,540.00</u>	<u>\$ 20,540.00</u>	<u>0.00%</u>
ATTF RENTAL ASSOC DONATION (T6500)						
Sheriff	-	-	3.34	760.00	756.66	0.44%
FUND TOTAL	<u>\$ -</u>	<u>\$ -</u>	<u>\$ 3.34</u>	<u>\$ 760.00</u>	<u>\$ 756.66</u>	<u>0.44%</u>
CONTRACT ELECTIONS (T7100)						
Elections Administration	1,158,509.27	-	1,297,944.70	1,916,226.00	618,281.30	67.73%
FUND TOTAL	<u>\$ 1,158,509.27</u>	<u>\$ -</u>	<u>\$ 1,297,944.70</u>	<u>\$ 1,916,226.00</u>	<u>\$ 618,281.30</u>	<u>67.73%</u>
ELECTIONS CHAPTER 19 (T7300)						
Elections Administration	2,235.00	-	7,228.00	422,089.00	414,861.00	1.71%
FUND TOTAL	<u>\$ 2,235.00</u>	<u>\$ -</u>	<u>\$ 7,228.00</u>	<u>\$ 422,089.00</u>	<u>\$ 414,861.00</u>	<u>1.71%</u>



TARRANT COUNTY
FEE OFFICE ACCOUNTS



TARRANT COUNTY, TEXAS
FEE OFFICE ACCOUNTS
COMBINED SCHEDULE OF CASH RECEIPTS AND DISBURSEMENTS
FOR THE THREE (3) MONTHS ENDED 12/31/2016

<u>COMBINED (1)</u>		<u>TAX ASSESSOR / COLLECTOR</u>	<u>DISTRICT CLERK</u>	<u>COUNTY CLERK</u>
	CASH RECEIPTS			
	GENERAL:			
\$44,577,689	County Fees	\$37,151,939	\$1,811,927	\$3,252,567
82,632,836	State Fees	81,225,893	669,040	536,225
275,411,076	Other	275,020,366	191,321	199,389
14,672,412	TRUST	0	2,422,129	6,705,398
417,294,013	TOTAL CASH RECEIPTS	393,398,198	5,094,417	10,693,579
	CASH DISBURSEMENTS			
	GENERAL:			
37,484,434	County Fees	30,675,166	1,097,863	3,359,036
91,762,403	State Fees	89,639,197	1,394,833	526,695
241,684,777	Other	241,397,025	174,593	113,159
15,638,895	TRUST	0	1,033,303	9,015,833
386,570,509	TOTAL CASH DISBURSEMENTS	361,711,388	3,700,592	13,014,723
	EXCESS (DEFICIT) RECEIPTS OVER DISBURSEMENTS	31,686,810	1,393,825	(2,321,144)
	CASH AND INVESTMENTS:			
115,844,228	BEGINNING	43,552,719	24,289,026	41,209,338
\$146,567,732	ENDING	\$75,239,529	\$25,682,851	\$38,888,194
	<u>FEE OFFICE AGENCY FUND</u>			
\$79,191,891	CASH AND INVESTMENTS			
67,375,841	RESTRICTED ASSETS			
\$146,567,732	TOTAL			

NOTE: Inter-office eliminations not made. Cash receipts and disbursements in one office may also be included in another office.

(1) Activity reported represents two months ended November 30, 2016 for all fee offices including the Tax Assessor/Collector. The activity for the Public Probate Administrator Fund which is thru December 31, 2016.

<u>SHERIFF</u>	<u>COMMUNITY SUPERVISION & CORRECTIONS</u>	<u>DISTRICT ATTORNEY</u>	<u>CONSTABLES</u>	<u>JUSTICES OF THE PEACE</u>	<u>OTHER</u>
\$530,109	\$0	\$0	\$120,907	\$877,193	\$833,047
0	0	0	0	201,678	0
0	0	0	0	0	0
<u>1,133,228</u>	<u>1,903,714</u>	<u>118,411</u>	<u>2,330,343</u>	<u>59,189</u>	<u>0</u>
1,663,337	1,903,714	118,411	2,451,250	1,138,060	833,047
502,511	0	0	118,271	910,437	821,150
0	0	0	0	201,678	0
0	0	0	0	0	0
<u>1,083,991</u>	<u>1,972,879</u>	<u>145,965</u>	<u>2,330,343</u>	<u>56,581</u>	<u>0</u>
<u>1,586,502</u>	<u>1,972,879</u>	<u>145,965</u>	<u>2,448,614</u>	<u>1,168,696</u>	<u>821,150</u>
76,835	(69,165)	(27,554)	2,636	(30,636)	11,897
<u>5,174,243</u>	<u>747,204</u>	<u>299,329</u>	<u>0</u>	<u>473,574</u>	<u>98,795</u>
<u>\$5,251,078</u>	<u>\$678,039</u>	<u>\$271,775</u>	<u>\$2,636</u>	<u>\$442,938</u>	<u>\$110,692</u>

TARRANT COUNTY, TEXAS
CONSTABLE ACCOUNTS
COMBINING SCHEDULE OF CASH RECEIPTS AND DISBURSEMENTS
FOR THE THREE (3) MONTHS ENDED 12/31/2016

<u>COMBINED (1)</u>		<u>PRECINCT ONE</u>	<u>PRECINCT TWO</u>	<u>PRECINCT THREE</u>
	CASH RECEIPTS			
	GENERAL:			
\$120,907	County Fees	\$8,134	\$8,170	\$58,317
0	State Fees	0	0	0
0	Other	0	0	0
<u>2,330,343</u>	TRUST	<u>2,098</u>	<u>0</u>	<u>2,288,828</u>
2,451,250	TOTAL CASH RECEIPTS	10,232	8,170	2,347,145
	CASH DISBURSEMENTS			
	GENERAL:			
118,271	County Fees	8,134	6,875	58,317
0	State Fees	0	0	0
0	Other	0	0	0
<u>2,330,343</u>	TRUST	<u>2,098</u>	<u>0</u>	<u>2,288,828</u>
<u>2,448,614</u>	TOTAL CASH DISBURSEMENTS	<u>10,232</u>	<u>6,875</u>	<u>2,347,145</u>
2,636	EXCESS (DEFICIT) RECEIPTS OVER DISBURSEMENTS	0	1,295	0
	CASH AND INVESTMENTS:			
<u>0</u>	BEGINNING	<u>0</u>	<u>0</u>	<u>0</u>
<u>\$2,636</u>	ENDING	<u>\$0</u>	<u>\$1,295</u>	<u>\$0</u>

NOTE: Inter-office eliminations not made. Cash receipts and disbursements in one office may also be included in another office.

(1) Activity reported represents two months ended November 30, 2016 unless otherwise stated in the accompanying notes to the combined financial statements.

PRECINCT FOUR	PRECINCT FIVE	PRECINCT SIX	PRECINCT SEVEN	PRECINCT EIGHT
\$12,169	\$4,606	\$8,628	\$11,300	\$9,583
0	0	0	0	0
0	0	0	0	0
34,851	0	293	0	4,273
47,020	4,606	8,921	11,300	13,856
10,828	4,606	8,628	11,300	9,583
0	0	0	0	0
0	0	0	0	0
34,851	0	293	0	4,273
45,679	4,606	8,921	11,300	13,856
1,341	0	0	0	0
0	0	0	0	0
\$1,341	\$0	\$0	\$0	\$0

TARRANT COUNTY, TEXAS
JUSTICE OF THE PEACE ACCOUNTS
COMBINING SCHEDULE OF CASH RECEIPTS AND DISBURSEMENTS
FOR THE THREE (3) MONTHS ENDED 12/31/2016

<u>COMBINED (1)</u>		<u>PRECINCT ONE</u>	<u>PRECINCT TWO</u>	<u>PRECINCT THREE</u>
	CASH RECEIPTS			
	GENERAL:			
\$877,193	County Fees	\$120,619	\$125,705	\$92,887
201,678	State Fees	19,420	20,649	20,877
0	Other	0	0	0
<u>59,189</u>	TRUST	<u>5,093</u>	<u>4,591</u>	<u>9,691</u>
1,138,060	TOTAL CASH RECEIPTS	145,132	150,945	123,455
	CASH DISBURSEMENTS			
	GENERAL:			
910,437	County Fees	126,718	130,072	98,643
201,678	State Fees	19,420	20,649	20,877
0	Other	0	0	0
<u>56,581</u>	TRUST	<u>5,018</u>	<u>3,179</u>	<u>6,903</u>
<u>1,168,696</u>	TOTAL CASH DISBURSEMENTS	<u>151,156</u>	<u>153,900</u>	<u>126,423</u>
(30,636)	EXCESS (DEFICIT) RECEIPTS OVER DISBURSEMENTS	(6,024)	(2,955)	(2,968)
	CASH AND INVESTMENTS:			
<u>473,574</u>	BEGINNING	<u>58,334</u>	<u>75,476</u>	<u>53,281</u>
<u>\$442,938</u>	ENDING	<u>\$52,310</u>	<u>\$72,521</u>	<u>\$50,313</u>

NOTE: Inter-office eliminations not made. Cash receipts and disbursements in one office may also be included in another office.

(1) Activity reported represents two months ended November 30, 2016 unless otherwise stated in the accompanying notes to the combined financial statements.

PRECINCT FOUR	PRECINCT FIVE	PRECINCT SIX	PRECINCT SEVEN	PRECINCT EIGHT
\$113,921	\$56,020	\$153,115	\$115,707	\$99,219
30,283	16,744	52,316	28,574	12,815
0	0	0	0	0
<u>13,993</u>	<u>2,044</u>	<u>7,228</u>	<u>15,337</u>	<u>1,212</u>
158,197	74,808	212,659	159,618	113,246
117,083	55,174	154,858	116,483	111,406
30,283	16,744	52,316	28,574	12,815
0	0	0	0	0
<u>15,907</u>	<u>1,711</u>	<u>6,424</u>	<u>17,242</u>	<u>197</u>
<u>163,273</u>	<u>73,629</u>	<u>213,598</u>	<u>162,299</u>	<u>124,418</u>
(5,076)	1,179	(939)	(2,681)	(11,172)
<u>60,123</u>	<u>26,613</u>	<u>69,019</u>	<u>67,374</u>	<u>63,354</u>
<u>\$55,047</u>	<u>\$27,792</u>	<u>\$68,080</u>	<u>\$64,693</u>	<u>\$52,182</u>

TARRANT COUNTY, TEXAS
OTHER FEE OFFICE ACCOUNTS
COMBINING SCHEDULE OF CASH RECEIPTS AND DISBURSEMENTS
FOR THE THREE (3) MONTHS ENDED 12/31/2016

<u>COMBINED(1)</u>		<u>PRE-TRIAL RELEASE</u>	<u>DOMESTIC RELATIONS OFFICE</u>	<u>CHILD SUPPORT</u>	<u>PUBLIC PROBATE ADMINISTRATOR</u>
	CASH RECEIPTS				
	GENERAL:				
\$833,047	County Fees	\$27,713	\$52,414	\$752,910	\$10
0	State Fees	0	0	0	0
0	Other	0	0	0	0
<u>0</u>	TRUST	<u>0</u>	<u>0</u>	<u>0</u>	<u>0</u>
833,047	TOTAL CASH RECEIPTS	27,713	52,414	752,910	10
	CASH DISBURSEMENTS				
	GENERAL:				
821,150	County Fees	27,713	53,612	739,825	0
0	State Fees	0	0	0	0
0	Other	0	0	0	0
<u>0</u>	TRUST	<u>0</u>	<u>0</u>	<u>0</u>	<u>0</u>
<u>821,150</u>	TOTAL CASH DISBURSEMENTS	<u>27,713</u>	<u>53,612</u>	<u>739,825</u>	<u>0</u>
11,897	EXCESS (DEFICIT) RECEIPTS OVER DISBURSEMENTS	0	(1,198)	13,085	10
	CASH AND INVESTMENTS:				
<u>98,795</u>	BEGINNING	<u>0</u>	<u>5,735</u>	<u>86,657</u>	<u>6,403</u>
<u>\$110,692</u>	ENDING	<u>\$0</u>	<u>\$4,537</u>	<u>\$99,742</u>	<u>\$6,413</u>

NOTE: Inter-office eliminations not made. Cash receipts and disbursements in one office may also be included in another office.

(1) Activity reported represents two months ended November 30, 2016 unless otherwise stated in the accompanying notes to the combined financial statements. Activity for the Public Probate Administrator Fund is thru December 31, 2016.