


COUNTY AUDITOR

**TARRANT COUNTY FINANCIAL STATEMENTS
FOR THE MONTH OF JUNE 2017**



TARRANT COUNTY, TEXAS



TARRANT COUNTY

**TARRANT COUNTY ADMINISTRATION BUILDING - ROOM 506
100 E. WEATHERFORD
FORT WORTH, TEXAS 76196-0103
817/884-1205
Fax 817/884-1104**

**S. RENEE TIDWELL, CPA
COUNTY AUDITOR
rtidwell@tarrantcounty.com**

**CRAIG MAXWELL
FIRST ASSISTANT COUNTY AUDITOR
cmaxwell@tarrantcounty.com**

August 1, 2017

The Honorable District Judges
The Honorable Commissioners Court
Tarrant County, Texas

RE: County Auditor's June 2017 Financial Reports

I herewith submit the financial report of Tarrant County, Texas as of and for the nine months ending June 30, 2017.

If you have any questions concerning this report or the financial well-being of the County, please call.

Sincerely,

S. Renée Tidwell, CPA
County Auditor

TARRANT COUNTY, TEXAS
COMBINED BALANCE SHEET
GOVERNMENTAL FUNDS
AS OF 6/30/2017

<u>COMBINED TOTAL</u>		<u>GENERAL</u>	<u>ROAD & BRIDGE</u>	<u>DEBT SERVICE</u>
ASSETS				
\$456,445,868.13	CASH AND INVESTMENTS	\$169,856,527.09	\$10,064,181.96	\$32,643,658.46
11,670,352.38	TAXES RECEIVABLE (NET)	10,461,566.98	7,047.07	1,201,738.33
7,895,662.43	OTHER RECEIVABLES (NET)	3,738,661.76	40,777.58	207,207.41
3,387,338.18	FEE OFFICE RECEIVABLE	3,387,338.18	0.00	0.00
9,745,595.14	DUE FROM OTHER FUNDS	9,745,595.14	0.00	0.00
348,854.67	ADVANCE TO ENTERPRISE FUND	0.00	0.00	0.00
1,546,484.75	PREPAID EXPENSES AND INVENTORY	778,416.11	552,632.21	0.00
<u>\$491,040,155.68</u>	TOTAL ASSETS	<u>\$197,968,105.26</u>	<u>\$10,664,638.82</u>	<u>\$34,052,604.20</u>
LIABILITIES				
\$7,287,323.18	ACCOUNTS PAYABLE	\$1,871,475.53	\$351,889.87	\$750.00
20,163,034.78	OTHER LIABILITIES	14,684,492.74	627,916.89	0.00
9,745,595.14	DUE TO OTHER FUNDS	0.00	0.00	0.00
2,206,524.46	UNEARNED REVENUE	379.35	0.00	0.00
39,402,477.56	TOTAL LIABILITIES	16,556,347.62	979,806.76	750.00
DEFERRED INFLOWS OF RESOURCES				
11,670,352.38	UNAVAILABLE REVENUE - PROPERTY TAXES	10,461,566.98	7,047.07	1,201,738.33
3,387,338.18	UNAVAILABLE REVENUE - FEE OFFICE	3,387,338.18	0.00	0.00
15,057,690.56	TOTAL DEFERRED INFLOWS OF RESOURCES	13,848,905.16	7,047.07	1,201,738.33
FUND BALANCE				
436,579,987.56	FUND BALANCE	167,562,852.48	9,677,784.99	32,850,115.87
436,579,987.56	TOTAL FUND BALANCE	167,562,852.48	9,677,784.99	32,850,115.87
<u>\$491,040,155.68</u>	TOTAL LIABILITIES, DEFERRED INFLOWS OF RESOURCES, AND FUND BALANCE	<u>\$197,968,105.26</u>	<u>\$10,664,638.82</u>	<u>\$34,052,604.20</u>

CAPITAL PROJECTS	GRANT FUNDS	OTHER GOVERNMENTAL FUNDS
\$181,119,236.06	\$10,615,704.59	\$52,146,559.97
0.00	0.00	0.00
269,539.46	3,397,040.20	242,436.02
0.00	0.00	0.00
0.00	0.00	0.00
348,854.67	0.00	0.00
6,043.66	87,621.91	121,770.86
<u>\$181,743,673.85</u>	<u>\$14,100,366.70</u>	<u>\$52,510,766.85</u>
\$3,952,060.74	\$639,734.64	\$471,412.40
0.00	1,636,104.25	3,214,520.90
0.00	9,618,382.70	127,212.44
0.00	2,206,145.11	0.00
<u>3,952,060.74</u>	<u>14,100,366.70</u>	<u>3,813,145.74</u>
0.00	0.00	0.00
0.00	0.00	0.00
0.00	0.00	0.00
177,791,613.11	0.00	48,697,621.11
<u>177,791,613.11</u>	<u>0.00</u>	<u>48,697,621.11</u>
<u>\$181,743,673.85</u>	<u>\$14,100,366.70</u>	<u>\$52,510,766.85</u>

TARRANT COUNTY, TEXAS
COMBINED STATEMENT OF REVENUES AND EXPENDITURES
AND CHANGES IN FUND BALANCE
GOVERNMENTAL FUNDS
FOR THE NINE (9) MONTHS ENDED 6/30/2017

<u>COMBINED TOTAL</u>		<u>GENERAL</u>	<u>ROAD & BRIDGE</u>	<u>DEBT SERVICE</u>
	REVENUES:			
\$378,957,330.92	TAXES, LICENSES AND PERMITS	\$341,480,911.32	\$1,070.43	\$37,113,352.52
74,566,002.83	FEES OF OFFICE	50,006,379.19	12,780,430.00	0.00
3,376,486.67	FINES	3,376,486.67	0.00	0.00
93,723,868.29	INTERGOVERNMENTAL	14,643,292.06	85,016.62	0.00
2,584,788.22	INVESTMENT INCOME	983,979.85	63,739.14	128,115.92
<u>8,730,124.15</u>	MISCELLANEOUS	<u>5,436,316.92</u>	<u>155,595.86</u>	<u>250.03</u>
561,938,601.08	TOTAL REVENUES	415,927,366.01	13,085,852.05	37,241,718.47
	EXPENDITURES:			
	CURRENT:			
100,254,505.38	GENERAL GOVERNMENT	86,138,836.34	2,796,853.33	0.00
100,646,138.18	PUBLIC SAFETY	95,927,327.84	0.00	0.00
123,735,785.80	JUDICIAL	114,219,532.78	0.00	0.00
65,597,658.10	COMMUNITY SERVICES	5,242,510.95	0.00	0.00
18,710,552.12	TRANSPORTATION	0.00	17,903,640.33	0.00
41,819,244.31	CAPITAL/CONSTRUCTION	0.00	0.00	0.00
<u>5,813,198.12</u>	DEBT SERVICE	<u>0.00</u>	<u>0.00</u>	<u>5,813,198.12</u>
<u>456,577,082.01</u>	TOTAL EXPENDITURES	<u>301,528,207.91</u>	<u>20,700,493.66</u>	<u>5,813,198.12</u>
105,361,519.07	EXCESS (DEFICIT) OF REVENUES OVER EXPENDITURES	114,399,158.10	(7,614,641.61)	31,428,520.35
	OTHER FINANCING SOURCES (USES):			
33,770,203.83	OPERATING TRANSFERS IN	498,579.79	5,033,579.99	0.00
<u>(34,395,203.83)</u>	OPERATING TRANSFERS OUT	<u>(32,966,999.77)</u>	<u>0.00</u>	<u>0.00</u>
104,736,519.07	EXCESS (DEFICIT) OF REVENUES AND OPERATING TRANSFERS OVER EXPENDITURES	81,930,738.12	(2,581,061.62)	31,428,520.35
	FUND BALANCES:			
<u>331,843,468.49</u>	BEGINNING OF PERIOD	<u>85,632,114.36</u>	<u>12,258,846.61</u>	<u>1,421,595.52</u>
<u>\$436,579,987.56</u>	END OF PERIOD	<u>\$167,562,852.48</u>	<u>\$9,677,784.99</u>	<u>\$32,850,115.87</u>

<u>CAPITAL PROJECTS</u>	<u>GRANT FUNDS</u>	<u>OTHER GOVERNMENTAL FUNDS</u>
\$0.00	\$0.00	\$361,996.65
0.00	762,624.11	11,016,569.53
0.00	0.00	0.00
0.00	61,920,475.76	17,075,083.85
1,085,857.53	55,014.41	268,081.37
<u>136,863.04</u>	<u>297,536.42</u>	<u>2,703,561.88</u>
1,222,720.57	63,035,650.70	31,425,293.28
0.00	6,530,103.80	4,788,711.91
0.00	3,017,551.00	1,701,259.34
0.00	7,788,627.89	1,727,625.13
0.00	41,645,628.29	18,709,518.86
0.00	806,911.79	0.00
38,008,687.56	3,246,827.93	563,728.82
<u>0.00</u>	<u>0.00</u>	<u>0.00</u>
<u>38,008,687.56</u>	<u>63,035,650.70</u>	<u>27,490,844.06</u>
(36,785,966.99)	0.00	3,934,449.22
27,242,185.74	379,994.27	615,864.04
<u>0.00</u>	<u>(379,994.27)</u>	<u>(1,048,209.79)</u>
(9,543,781.25)	0.00	3,502,103.47
<u>187,335,394.36</u>	<u>0.00</u>	<u>45,195,517.64</u>
<u>\$177,791,613.11</u>	<u>\$0.00</u>	<u>\$48,697,621.11</u>

TARRANT COUNTY, TEXAS
STATEMENT OF NET POSITION
PROPRIETARY FUNDS
AS OF 6/30/2017

<u>COMBINED TOTAL</u>		<u>ENTERPRISE</u>	<u>INTERNAL SERVICE</u>
ASSETS			
\$19,283,335.74	CASH AND INVESTMENTS	\$2,341,144.26	\$16,942,191.48
46,775.84	OTHER RECEIVABLES (NET)	35,821.62	10,954.22
199,285.65	PREPAID EXPENSES AND INVENTORY	5,285.65	194,000.00
<u>4,354,176.56</u>	FIXED ASSETS (NET)	<u>4,354,176.56</u>	<u>0.00</u>
<u>23,883,573.79</u>	TOTAL ASSETS	<u>6,736,428.09</u>	<u>17,147,145.70</u>
DEFERRED OUTFLOWS OF RESOURCES			
104,673.00	PENSION CONTRIBUTIONS AFTER MEASUREMENT DATE	104,673.00	0.00
255,513.00	DIFFERENCE IN PROJECTED AND ACTUAL EARNINGS	255,513.00	0.00
<u>53,062.00</u>	CHANGES IN ASSUMPTIONS	<u>53,062.00</u>	<u>0.00</u>
<u>413,248.00</u>	TOTAL DEFERRED OUTFLOWS OF RESOURCES	<u>413,248.00</u>	<u>0.00</u>
LIABILITIES			
381,298.06	ACCOUNTS PAYABLE	20,050.09	361,247.97
12,856,481.86	OTHER LIABILITIES	40,378.09	12,816,103.77
348,854.67	ADVANCE FROM CAPITAL PROJECTS FUND	348,854.67	0.00
149,000.62	UNEARNED REVENUE	83,805.82	65,194.80
1,081,604.00	NET PENSION LIABILITY	1,081,604.00	0.00
<u>179,787.50</u>	COMPENSATED ABSENCES	<u>179,787.50</u>	<u>0.00</u>
<u>14,997,026.71</u>	TOTAL LIABILITIES	<u>1,754,480.17</u>	<u>13,242,546.54</u>
DEFERRED INFLOWS OF RESOURCES			
<u>40,772.00</u>	DIFFERENCE IN EXPECTED AND ACTUAL EXPERIENCE	<u>40,772.00</u>	<u>0.00</u>
<u>40,772.00</u>	TOTAL DEFERRED INFLOWS OF RESOURCES	<u>40,772.00</u>	<u>0.00</u>
NET POSITION			
<u>9,259,023.08</u>	NET POSITION	<u>5,354,423.92</u>	<u>3,904,599.16</u>
<u>\$9,259,023.08</u>	TOTAL NET POSITION	<u>\$5,354,423.92</u>	<u>\$3,904,599.16</u>

TARRANT COUNTY, TEXAS
COMBINED STATEMENT OF REVENUES, EXPENSES
AND CHANGES IN FUND NET POSITION
PROPRIETARY FUNDS
FOR THE NINE (9) MONTHS ENDED 6/30/2017

COMBINED TOTAL		ENTERPRISE	INTERNAL SERVICE
	OPERATING REVENUES:		
\$2,416,835.02	BUILDING RENTALS	\$2,416,835.02	\$0.00
15,487,179.52	USER FEES	0.00	15,487,179.52
43,215,917.21	COUNTY CONTRIBUTIONS	0.00	43,215,917.21
1,033,101.05	OTHER REVENUES	106,735.67	926,365.38
62,153,032.80	TOTAL OPERATING REVENUES	2,523,570.69	59,629,462.11
	OPERATING EXPENSES:		
947,067.90	PERSONNEL	947,067.90	0.00
1,267,819.31	BUILDING AND EQUIPMENT	1,237,430.97	30,388.34
213,787.47	DEPRECIATION AND AMORTIZATION	213,787.47	0.00
50,747,260.53	SELF INSURANCE CLAIMS	0.00	50,747,260.53
5,309,630.84	INSURANCE PREMIUMS	28,030.65	5,281,600.19
2,527,897.79	ADMINISTRATION	0.00	2,527,897.79
1,091,000.18	OTHER EXPENSES	126,067.61	964,932.57
62,104,464.02	TOTAL OPERATING EXPENSES	2,552,384.60	59,552,079.42
48,568.78	OPERATING INCOME (LOSS)	(28,813.91)	77,382.69
	NON-OPERATING REVENUE (EXPENSE):		
98,855.45	INTEREST INCOME	12,973.39	85,882.06
147,424.23	NET INCOME (LOSS) BEFORE TRANSFERS	(15,840.52)	163,264.75
	OPERATING TRANSFERS:		
625,000.00	OPERATING TRANSFERS IN	0.00	625,000.00
0.00	OPERATING TRANSFERS OUT	0.00	0.00
772,424.23	NET INCOME (LOSS)	(15,840.52)	788,264.75
	NET POSITION:		
8,486,598.85	BEGINNING OF PERIOD	5,370,264.44	3,116,334.41
\$9,259,023.08	END OF PERIOD	\$5,354,423.92	\$3,904,599.16

TARRANT COUNTY, TEXAS
COMBINED BALANCE SHEET
AGENCY FUNDS
AS OF 6/30/2017

<u>COMBINED TOTAL</u>		<u>PAYROLL CLEARING</u>	<u>FEE OFFICE</u>	<u>COMMUNITY SUPERVISION & CORRECTIONS</u>
ASSETS				
\$50,047,229.20	CASH AND INVESTMENTS	\$5,319,738.19	\$34,936,213.07	\$9,791,277.94
194,863.22	OTHER RECEIVABLES	54,429.51	0.00	140,433.71
1,676.69	FEE OFFICE RECEIVABLE	0.00	1,676.69	0.00
<u>62,854,268.72</u>	RESTRICTED ASSETS	<u>0.00</u>	<u>62,854,268.72</u>	<u>0.00</u>
<u>\$113,098,037.83</u>	TOTAL ASSETS	<u>\$5,374,167.70</u>	<u>\$97,792,158.48</u>	<u>\$9,931,711.65</u>
LIABILITIES AND FUND BALANCE				
\$66,145.39	ACCOUNTS PAYABLE	\$5,169.38	\$0.00	\$60,976.01
<u>113,031,892.44</u>	OTHER LIABILITIES	<u>5,368,998.32</u>	<u>97,792,158.48</u>	<u>9,870,735.64</u>
<u>\$113,098,037.83</u>	TOTAL LIABILITIES AND FUND BALANCE	<u>\$5,374,167.70</u>	<u>\$97,792,158.48</u>	<u>\$9,931,711.65</u>

TARRANT COUNTY, TEXAS
NOTES TO COMBINED FINANCIAL STATEMENTS
FOR THE NINE (9) MONTHS ENDED 6/30/2017

I. SUMMARY OF SIGNIFICANT ACCOUNTING POLICIES:

Reporting Entity

The accompanying financial statements reflect the funds and accounts of the financial reporting entity Tarrant County, Texas (the "County"), as of June 2017 and for the nine months then ended. Other components of the County not included in the accompanying financial statements include, Tarrant County Hospital District, Tarrant County Mental Health and Mental Retardation Services, Tarrant County Industrial Development Corporation, Tarrant County Health Facilities Development Corporation, Tarrant County Cultural Education Facilities Finance Corporation, and Tarrant County Housing Financing Corporation. These components are technically a part of the "reporting entity" because of the budgetary oversight responsibility by the Commissioners' Court of Tarrant County. These components however are unrelated to the financial condition and results of operations of the County, and have been excluded from the accompanying financial statements. Separate financial statements of these entities are available upon request.

Revenue Recognition

Revenue is generally recognized on the modified accrual basis. Under this method of accounting, revenues are recognized when susceptible to accrual, i.e., both measurable and available. The primary revenue sources susceptible to accrual are property taxes, fines and fees due to fee offices which are recognized as unavailable revenue until cash is received. Other sources are generally not measurable until received in cash.

Expenditure Recognition

Expenditures are recorded when incurred. Expenditures for principal and interest on long-term debt are recorded when due. The accrual basis of accounting is utilized in the proprietary funds. Encumbrances are not included as expenditures.

Budget Basis Reporting

The budget is prepared utilizing a modified cash basis of accounting, with adjustments for encumbrances, as allowed by state statutes. Budget basis information is presented in the accompanying "Budgetary Information" section at a summary level. Budget information at the legal level of control is available upon request.

Investment Income Allocation

To maximize investment earnings on "idle" cash and cash equivalents, a "pooled cash" concept is utilized. Under this concept nearly all deposits are maintained in the same bank account and are invested on a daily basis. Generally, interest earnings are allocated to each fund based on the funds relative percentage of the total pool.

Pension Liability

The net pension liability was actuarially valued as of December 31, 2015. The net pension liability recorded in the Resource Connection is \$1,081,604. The amount for the governmental funds is \$361,022,095, which is reported in the comprehensive annual financial report.

Compensated Absences

Accumulated unpaid vacation leave and vested sick pay have been recorded in the Enterprise Fund for the Resource Connection. An additional amount has been accrued for salary related payments associated with the payment of compensated absences. The amount of compensated absences for the remaining governmental funds is \$43,569,642 which is reported in the comprehensive annual financial report.

TARRANT COUNTY, TEXAS
NOTES TO COMBINED FINANCIAL STATEMENTS
FOR THE NINE (9) MONTHS ENDED 6/30/2017

I. SUMMARY OF SIGNIFICANT ACCOUNTING POLICIES (CONT'D):

Deferred Outflows/Inflows of Resources

Deferred outflows of resources apply to future periods and so will not be recognized as an expense/ expenditure until then. Deferred inflows of resources apply to future periods and will be recognized as a revenue at that time.

Incurred but Not Reported

Included in the "Other Liabilities" of the Internal Service fund's Employee Benefits is \$4,200,000 of incurred but not reported medical and drug claims.

II. BASIS OF PRESENTATION:

The accounts of the County are organized and operated on the basis of funds, each of which is considered a separate accounting entity. Government resources are allocated to and accounted for in individual funds based on the purpose for which they are to be spent and the means by which spending activities are controlled.

Funds are classified into three categories: Governmental, Proprietary and Fiduciary. Each category is divided into separate fund types. The following fund types are used by the County.

Governmental Funds: Used to account for all or most of a government's general activity.

General Fund – used to account for the general operations of the County.

Road and Bridge Fund – used to account for the collection and expenditure of those monies designated to be spent for acquisition, construction and maintenance of county roads and bridges.

Debt Service Fund – used to account for accumulation of resources and for the payment of general long-term debt principal, interest, and related costs.

Capital Projects Funds – used to account for financial resources to be used for the acquisition and/or construction of major capital facilities.

Grant Funds – used to account for the activities conducted under the many grant agreements between the County and various state and federal organizations.

Other Governmental Funds – used to account for specific revenue sources which are legally restricted to expenditures for specified purposes.

Proprietary Funds: Used to account for operations that are financed in a manner similar to those in the private sector, where the determination of net income is appropriate for sound financial administration.

Enterprise Fund – used to account for operations that are financed and operated in a manner similar to private enterprise where the County's intent is to provide goods or services to the public on a continuing basis financed primarily through user charges. The County operates two enterprise funds, the Resource Connection and Oil and Gas Royalty.

Internal Service Funds – used to account for the various self-insurance activities for the County.

**TARRANT COUNTY, TEXAS
NOTES TO COMBINED FINANCIAL STATEMENTS
FOR THE NINE (9) MONTHS ENDED 6/30/2017**

II. BASIS OF PRESENTATION (CONT'D):

Fiduciary Funds: Used to account for assets held by the County in a trustee or agency capacity for others and therefore cannot be used to support the government's own programs.

Payroll Clearing – used to account for deductions and matching contributions from employees paychecks to be remitted to third parties.

Fee Office funds – used to account for monies still in the custody of the fee officers. It includes tax collections on behalf of other taxing jurisdictions and restricted assets of court ordered trust funds administered by the County Clerk and District Clerk.

Community Supervision and Corrections – used to account for the State agency funds in the County depository.

III. NEGATIVE CASH BALANCES:

The following funds have negative cash balances at the balance sheet date. This occurs when expenditures exceed revenue collection. The General Fund has advanced money to these Funds thereby, allowing for continued operation of the related programs. These advances by the General Fund have been reflected in the accompanying combined balance sheet as Due from other funds. The advances also represent a loss of investment earnings to the General Fund and are not a reimbursable item by the grantor under reimbursing grant agreements.

Most negative cash balances arise in the County's reimbursing grant programs. These programs require the payment of expenditures prior to the reimbursement by the grantor. These cash deficits have existed for years and do not create any major concerns. However, this information is helpful to the reader of the financial statements to provide a fuller understanding of the details of County operations.

<u>FUND</u>	<u>DEFICIT</u>
F0025 DHHS-RYAN WHITE TITLE IV PART D - WOMEN, INFANTS, CHILDREN	\$ 69,245.76
F0027 RYAN WHITE PART C - OUTPATIENT EIS PROGRAM	120,713.32
F0028 RYAN WHITE HIV/AIDS TREATMENT MODERNIZATION ACT PART A	519,876.95
F0031 HIV/STAT SERVICES	151,322.91
F0032 RYAN WHITE PART B	257,412.02
F0033 SURVEILLANCE	20,668.14
F0035 HIV PREVENTION	87,014.54
F0037 HIV/HOPWA	2,661.53
F0038 STD/HIV OPER	208,684.34
F0040 TDFPS-COMMUNITY YOUTH DEVELOPMENT	11,083.42
F0042 BIOTERRORISM PREPAREDNESS - LAB	44,901.54
F0043 BIOTERRORISM FORMULA	433,544.75
F0044 DSHS-C.R.I - CITIES READINESS INITIATIVE	76,158.95
F0045 TB/PC-TB CONTROL & PREVENTION (CLINIC)	61,331.06
F0046 TUBERCULOSIS - PREVENTION AND CONTROL	66,504.80
F0051 IMMUNIZATIONS	116,343.45
F0058 DFCHS - HEALTHY TEXAS BABIES	12,031.79
F0059 DSH-IDCU/SUREB-EBOLA ACTIVITIES	15,897.29
F0060 WIC CARD PARTICIPATION	1,103,968.31
F0062 ESSENTIAL HEALTH SERVICES OFFICE OF PUBLIC HEALTH PRACTICE	72,273.78
F0073 FOODBORNE ILLNESS SURVEILLANCE & INVESTIGATION	14,648.35
F0076 ELC-ZIKA RESPONSE ACTIVITIES-PHPR	18,336.15
F0078 ELC-ZIKA RESPONSE ACTIVITIES-LRN	8,798.40

**TARRANT COUNTY, TEXAS
NOTES TO COMBINED FINANCIAL STATEMENTS
FOR THE NINE (9) MONTHS ENDED 6/30/2017**

III. NEGATIVE CASH BALANCES (CONT'D):

<u>FUND</u>	<u>DEFICIT</u>
F0087 USCRI - REFUGEE MEDICAL SCREENING	\$ 205,509.95
F0093 NURSE FAMILY PARTNERSHIP GRANT	116,516.87
F0095 CDC-UNTHSC-TUBERCULOSIS EPIDEMIOLOGIC RESEARCH	39,883.34
F0097 CPS-EBOLA PUBLIC HEALTH PREPAREDNESS	2,573.91
F4000 TDFPS-COMMUNITY YOUTH DEVELOPMENT	7,544.53
G0008 CJD - FAMILY DRUG COURT	10,416.64
G0012 VETERANS COURT PROGRAM	73,091.63
G0018 CJD-REACHING INDEPENDENCE THROUGH SELF EMPOWERMENT (RISE)	34,809.06
G0061 LIFESKILLS TRAINING	19,992.40
G0062 FIRST OFFENDER PROGRAM	14,285.74
G0065 VICTIMS ASSISTANCE GRANT-VOCA	3,765.93
G0081 VAWA - PROTECTIVE ORDER UNIT	5,824.63
G0082 CJD-BILINGUAL VICTIM ASSISTANCE COORDINATOR	14,512.84
G0084 D.I.R.E.C.T. PROGRAM	44,221.43
G0085 MENTAL HEALTH DIVERSION COURT PROGRAM	9,051.65
G0086 CJD-MISDEMEANOR DWI COURT	21,765.42
G0089 FELONY ALCOHOL INTERVENTION PROGRAM (CJD)	26,407.31
H0001 COMMUNITY DEVELOPMENT SALARY ALLOCATION FUND	568.60
H0041 HOME ADMINISTRATIVE FUNDS	168,266.09
H0042 COMMUNITY DEVELOPMENT BLOCK GRANT ADMIN	1,081,758.25
H0061 HOUSING OPPORTUNITIES FOR PERSONS WITH AIDS (HOPWA)	32,304.51
H0071 EMERGENCY SHELTER PROGRAM	10,545.79
H0500 SUPPORTIVE HOUSING PROGRAM	123,951.98
L0013 OJP-DOJ-NIJ FORENSIC BACKLOG REDUCTION GRANT	29,461.18
L0016 TARRANT CO CSCD HONEST OPPORTUNITY PROBATION W/ ENFORCEMENT	9,429.99
M0008 L.L.E.B.G.-MENTAL HEALTH LIASION PROGRAM	14,801.17
M0014 ACCESS AND VISITATION GRANT	9,780.00
M0022 AUTO THEFT TASK FORCE	258,056.50
M0040 HOMELAND SECURITY GRANT PROGRAM	90,157.16
M0044 TXDOT COURTESY PATROL PROGRAM	416,799.76
M0046 INTERNET CRIMES AGAINST CHILDREN	6,752.84
M0058 TC 9-1-1 DISTRICT - PUBLIC SAFETY ANSWERING POINTS	20,001.51
M0061 VETERANS' ASSISTANCE GRANT	10,484.00
M0066 TXDOT-TRAFFIC SAFETY FOR EXPANSION OF THE DWI NO REFUSAL	21,435.00
M0075 ENHANCED MOBILITY OF SENIORS AND INDIVIDUALS WITH DISABILITIES	8,629.07
M0077 HIGH OCCUPANCY VEHICLE ENFORCEMENT - TXDOT	10,965.49
M0080 POST-CONVICTION DNA TESTING FOR INDIGENT DEFENSE	1,300.00
M0207 TRANSPORTATION INFRASTRUCTURE - WILLOW SPRINGS BEND	59,673.59
M0209 TRANSPORTATION INFRASTRUCTURE - KENNEDALE NEW HOPE ROAD (CERTZ)	173,293.60
M0240 HOMELAND SECURITY GRANT PROGRAM MCV	527.31
M0440 HOMELAND SECURITY GRANT PROGRAM EOC	11,604.65
P0011 STATE FINANCIAL ASSISTANCE FUND (BPS)	98,928.81
P0014 TJPC-STATE AID - JUVENILE SUPPLEMENTAL PAY	382,782.02
P0016 TJJD-SPECIAL NEEDS DIVERSIONARY PROGRAM	36,821.84
P0027 TJPC-JJAEP	661,959.25
R0013 HUD-SECTION 8 FUND BALANCE	1,573,586.70
R0017 HUD-VASH - VETERANS AFFAIRS SUPPORTIVE HOUSING	119,919.75
R0025 FAMILY SELF SUFFICIENCY	24,545.39
R0032 SHELTER PLUS CARE	5,696.07
SUB-TOTAL GRANTS	<u>9,618,382.70</u>
G1100 8TH ADMINISTRATIVE JUDICIAL REGION	5,400.70
S9300 COMBINED NARCOTICS ENFORCEMENT TEAM	34,052.59
T3000 DA - JPS CONTRACT	77,670.30
T3100 TC EMERGENCY SERVICE DISTRICT #1	4,109.44
T7300 ELECTIONS CHAPTER 19	5,979.41
	<u>\$ 9,745,595.14</u>

TARRANT COUNTY, TEXAS
NOTES TO COMBINED FINANCIAL STATEMENTS
FOR THE NINE (9) MONTHS ENDED 6/30/2017

IV. INVESTMENTS:

All investment securities are purchased on the basis of "Delivery vs. Payment" and are held at JPMorgan Chase Bank – New York by the Safekeeping Department in a segregated account in the name of Tarrant County. "Delivery vs. Payment" means that the County's money is not released until the securities are delivered to the Safekeeping Department.

All securities held and transactions executed during the period conform to the requirements of the Government Code Section 2256, The Public Funds Investment Act, and the Tarrant County Investment Policy, as adopted by the Commissioners Court on November 22, 2016.

<u>DESCRIPTION/ COUPON RATE</u>	<u>PAR</u>	<u>PURCHASE DATE</u>	<u>MATURITY DATE</u>	<u>YIELD TO MATURITY</u>	<u>CARRYING VALUE</u>
FHLMC 0.75% non callable	\$ 4,000,000	03/03/16	07/14/17	0.800%	\$ 4,013,538
FNMA 0.875% non callable	4,000,000	03/03/16	08/28/17	0.810%	4,010,560
FNMA 1.0% non callable	4,000,000	03/03/16	09/20/17	0.872%	4,010,608
FNMA 0.875% non callable	4,000,000	05/25/16	10/26/17	0.859%	4,003,487
FHLB 3.125% non callable	3,000,000	12/22/16	12/08/17	0.925%	3,024,906
FHLB 0.875% non callable	5,000,000	01/23/17	03/19/18	0.940%	4,999,634
FHLMC 0.75% non callable	5,000,000	01/09/17	04/09/18	0.984%	4,989,745
FHLB 1.25% non callable	5,000,000	02/09/17	06/08/18	0.965%	5,002,093
FHLB 1.25% non callable	5,000,000	02/22/17	06/08/18	1.020%	<u>5,002,093</u>
Total Securities					39,056,664
				Average Rate	
JPMorgan Chase Savings				1.18%	173,181,185
JPMorgan Chase Savings II				1.18%	30,613,963
JPMorgan Chase Checking				1.18%	84,595,965
Lone Star Investment Pool				0.83%	49,317,884
Texas CLASS Investment Pool				0.80%	1,503,786
TexStar Investment Pool				0.86%	54,003,935
TexPool Investment Pool				0.88%	<u>56,337,376</u>
TOTAL INVESTMENTS					<u><u>\$ 488,610,758</u></u>

The County's US Agency Obligations of \$39,056,644 are valued using quoted prices for similar assets in markets that are not active. The recorded position of the investment pools are measured at amortized cost as the pools meets the requirements of GASB Statement No.79. The carrying value of the securities listed above has been decreased by \$64,393 to reflect the current market value at June 30, 2017.

**TARRANT COUNTY, TEXAS
NOTES TO COMBINED FINANCIAL STATEMENTS
FOR THE NINE (9) MONTHS ENDED 6/30/2017**

V. CAPITAL ASSETS:

A summary of the Governmental Funds' capital assets follows:

	<u>Balance</u> <u>October 1, 2016</u>	<u>Additions</u>	<u>Disposals/ Adjustments</u>	<u>Balance</u> <u>June 30, 2017</u>
Land and land improvements	\$ 55,033,797.57	\$ 4,235,643.67	\$ (166,816.00)	\$ 59,102,625.24
Building and improvements	474,426,922.54	12,687,608.38	4,323,319.82	491,437,850.74
Construction in progress	15,259,305.02	3,028,328.28	(4,847,116.02)	13,440,517.28
Fixed equipment	136,986,910.81	5,008,267.82	(1,124,922.94)	140,870,255.69
Infrastructure	114,418,577.61			114,418,577.61
	<u>\$ 796,125,513.55</u>	<u>\$ 24,959,848.15</u>	<u>\$ (1,815,535.14)</u>	<u>\$ 819,269,826.56</u>

VI. SCHEDULE OF OUTSTANDING BONDED DEBT:

	<u>AMOUNT</u>	<u>INTEREST RATES</u>
2007 - General Obligation	\$ 2,435,000	5.00%
2008 - General Obligation	9,725,000	4.00% to 5.00%
2010 - Limited Tax Refunding & Improvement Bonds	52,350,000	4.00% to 5.00%
2013 - Limited Tax Refunding & Improvement Bonds	62,870,000	5.00%
2015 - Limited Tax Refunding & Improvement Bonds	66,935,000	3.00% to 5.00%
2015A - Limited Tax Refunding & Improvement Bonds	78,965,000	1.97%
2016 - Limited Tax Refunding Bonds	70,905,000	1.48%
Total Outstanding Bonded Debt	<u>\$ 344,185,000</u>	

Arbitrage provisions of the Internal Revenue Tax Act of 1986 require the County to rebate excess arbitrage earnings from bond proceeds to the federal government. This amount was estimated to be \$0 as of September 30, 2016.

VII. FEE OFFICE FINANCIAL STATUS:

These financial statements reflect financial balances as of the date indicated below for the fee offices of the County:

<u>OFFICE</u>	<u>AS OF</u>	<u>OFFICE</u>	<u>AS OF</u>
Tax Assessor/Collector	May 31, 2017	Child Support	May 31, 2017
County Clerk	May 31, 2017	Child Support – Trust	May 31, 2017
Sheriff	May 31, 2017	Justice of Peace 1	May 31, 2017
Constable 1	May 31, 2017	Justice of Peace 2	May 31, 2017
Constable 2	May 31, 2017	Justice of Peace 3	May 31, 2017
Constable 3	May 31, 2017	Justice of Peace 4	May 31, 2017
Constable 4	May 31, 2017	Justice of Peace 5	May 31, 2017
Constable 5	May 31, 2017	Justice of Peace 6	May 31, 2017
Constable 6	May 31, 2017	Justice of Peace 7	May 31, 2017
Constable 7	May 31, 2017	Justice of Peace 8	May 31, 2017
Constable 8	May 31, 2017	Community Supervision	
District Attorney	May 31, 2017	& Corrections	May 31, 2017
District Clerk	May 31, 2017	Domestic Relations	May 31, 2017
Probate Administrator	June 30, 2017		

TARRANT COUNTY, TEXAS
NOTES TO COMBINED FINANCIAL STATEMENTS
FOR THE NINE (9) MONTHS ENDED 6/30/2017

VIII. CONTINGENCIES:

The County is self-insured for workers' compensation, automobile bodily injury and property damage, comprehensive general liability and all self-insured retentions for existing policies. At June 30, 2017, \$8,599,932 has been accrued, based on an actuarial assessment, to provide for potential losses resulting from pending or threatened litigation, asserted claims and claims incurred but not reported.



**TARRANT COUNTY, TEXAS
CAPITAL PROJECT FUNDS
FUND DESCRIPTIONS**

FUND 45100 - NON-DEBT CAPITAL FUND

This fund was established to account for capital acquisitions funded from County auction proceeds, operating transfers from general fund, gas signing bonuses and gas royalties.

FUND 47500 – 1998 BOND ELECTION FUND

This fund was established to account for the expenditure of the proceeds of General Obligation Bonds issued to fund capital acquisitions originally approved by the voters, primarily for the construction of the law center.

FUND 47600 – 2006 BOND ELECTION FUND

This fund was established to account for the expenditure of the proceeds of General Obligation Bonds issued to fund capital acquisitions originally approved by the voters.

FUND 47700 – 2006 BOND ELECTION-TRANSPORTATION FUND

This fund was established to account for the expenditure of the proceeds of General Obligation Bonds issued to fund transportation projects originally approved by the voters.

**TARRANT COUNTY, TEXAS
COMBINING BALANCE SHEET
CAPITAL PROJECTS FUNDS
AS OF 6/30/2017**

<u>COMBINED TOTAL</u>		<u>NON-DEBT CAPITAL</u>	<u>1998 BOND ELECTION</u>	<u>2006 BOND ELECTION</u>
ASSETS				
\$181,119,236.06	CASH AND INVESTMENTS	\$61,947,759.54	\$81,202.07	\$45,283,306.94
269,539.46	OTHER RECEIVABLES	269,539.46	0.00	0.00
348,854.67	ADVANCE TO ENTERPRISE FUND	348,854.67	0.00	0.00
6,043.66	PREPAID EXPENSES & INVENTORY	6,043.66	0.00	0.00
<u>\$181,743,673.85</u>	TOTAL ASSETS	<u>\$62,572,197.33</u>	<u>\$81,202.07</u>	<u>\$45,283,306.94</u>
LIABILITIES AND FUND BALANCE				
LIABILITIES:				
\$3,952,060.74	ACCOUNTS PAYABLE	\$1,715,645.29	\$9,856.56	\$149,380.14
0.00	OTHER LIABILITIES	0.00	0.00	0.00
3,952,060.74	TOTAL LIABILITIES	1,715,645.29	9,856.56	149,380.14
FUND BALANCE :				
<u>177,791,613.11</u>	FUND BALANCE	<u>60,856,552.04</u>	<u>71,345.51</u>	<u>45,133,926.80</u>
<u>\$181,743,673.85</u>	TOTAL LIABILITIES AND FUND BALANCE	<u>\$62,572,197.33</u>	<u>\$81,202.07</u>	<u>\$45,283,306.94</u>

2006
BOND ELECTION
TRANSPORTATION

\$73,806,967.51
0.00
0.00
0.00

\$73,806,967.51

\$2,077,178.75
0.00

2,077,178.75

71,729,788.76

\$73,806,967.51

TARRANT COUNTY, TEXAS
COMBINING STATEMENT OF REVENUES AND EXPENDITURES
AND CHANGES IN FUND BALANCE
CAPITAL PROJECTS FUNDS
FOR THE NINE (9) MONTHS ENDED 6/30/2017

<u>COMBINED TOTAL</u>		<u>NON-DEBT CAPITAL</u>	<u>1998 BOND ELECTION</u>	<u>2006 BOND ELECTION</u>
REVENUES:				
\$1,085,857.53	INVESTMENT INCOME	\$389,040.88	\$0.00	\$268,571.70
<u>136,863.04</u>	MISCELLANEOUS	<u>136,863.04</u>	<u>0.00</u>	<u>0.00</u>
1,222,720.57	TOTAL REVENUES	525,903.92	0.00	268,571.70
EXPENDITURES:				
<u>38,008,687.56</u>	CAPITAL/CONSTRUCTION	<u>29,626,235.19</u>	<u>51,730.55</u>	<u>2,779,326.23</u>
<u>38,008,687.56</u>	TOTAL EXPENDITURES	<u>29,626,235.19</u>	<u>51,730.55</u>	<u>2,779,326.23</u>
(36,785,966.99)	EXCESS (DEFICIT) OF REVENUES OVER EXPENDITURES	(29,100,331.27)	(51,730.55)	(2,510,754.53)
OTHER FINANCING SOURCES (USES):				
<u>27,242,185.74</u>	OPERATING TRANSFERS IN	<u>27,242,185.74</u>	<u>0.00</u>	<u>0.00</u>
(9,543,781.25)	EXCESS (DEFICIT) OF REVENUES AND OPERATING TRANSFERS OVER EXPENDITURES	(1,858,145.53)	(51,730.55)	(2,510,754.53)
FUND BALANCE (DEFICIT):				
<u>187,335,394.36</u>	BEGINNING OF PERIOD	<u>62,714,697.57</u>	<u>123,076.06</u>	<u>47,644,681.33</u>
<u>\$177,791,613.11</u>	END OF PERIOD	<u>\$60,856,552.04</u>	<u>\$71,345.51</u>	<u>\$45,133,926.80</u>

2006
BOND ELECTION
TRANSPORTATION

\$428,244.95
0.00

428,244.95

5,551,395.59

5,551,395.59

(5,123,150.64)

0.00

(5,123,150.64)

76,852,939.40

\$71,729,788.76



**TARRANT COUNTY, TEXAS
OTHER GOVERNMENTAL FUNDS
FUND DESCRIPTION**

FUND 24100 - LAW LIBRARY FUND

This fund was established, pursuant to State statutes, to account for the collection and expenditure of monies collected in civil cases supporting the Tarrant County Law Library.

FUND 25100 - VEHICLE INVENTORY TAX FUND

This fund was established, pursuant to State statutes, to account for any interest earnings generated from the vehicle inventory tax, which the collector shall retain to defray the cost of collecting this tax. The Tax Assessor has discretion over the use of this fund.

RECORDS PRESERVATION FUNDS

These funds were established, pursuant to State statutes, to account for the collection and expenditure of monies collected for the preservation and automation of County records. These funds are further described on page 27.

FUND 24200 - EDUCATION FUND

This fund was established, pursuant to State statutes, to account for the collection and expenditure of monies collected to provide for the continuing education of those officials and employees associated with the probate courts and certain law enforcement offices.

FUND T0400 - PUBLIC HEALTH FUND

The Tarrant County Hospital District provides funding for the operation of the Tarrant County Health Department in an effort to aggregate the cost of health service to Tarrant County residents. This funding arrangement began in 1999. These costs were previously paid from the County's General fund. This fund also includes the Medicaid 1115 Waiver, this waiver is to enhance access to health care, increase the quality of care, improve the cost-effectiveness of care provided and better serve the health of the patients and their families.

FUND 22300 - CONSUMER HEALTH FUND

This fund was established, pursuant to State statutes, to account for the collection of food permit fees and expenditures incurred in connection with issuing permits and conducting inspections.

COURT DESIGNATED FUNDS

These funds were established to account for the collection and expenditures of court ordered fees, pursuant to State statutes. These funds are further described on page 33.

FUNDS (D6200-D8700) - DISTRICT ATTORNEY CONTRACTS

These funds are used to account for monies collected by the District Attorney which are used in the investigation of criminal activities. These monies consist primarily of fees for bad checks and forfeited monies resulting from narcotics related convictions.

FUNDS (S4300-S9700) – SHERIFF CONTRACTS

These funds are used to account for monies collected by activities in the Sheriff Department. These activities include fees from operation of the jail commissary which are used for the benefit of the jail inmates. Some of these funds are the custody of the Sheriff. Monies are also collected from forfeitures resulting from narcotics related activities.

FUNDS (G1100,T0500-T9900) – MISCELLANEOUS CONTRACTS

These funds are used to account for monies received by Tarrant County as contributions for specified purposes.

TARRANT COUNTY, TEXAS
COMBINING BALANCE SHEET
OTHER GOVERNMENTAL FUNDS
AS OF 6/30/2017

<u>COMBINED TOTAL</u>		<u>LAW LIBRARY</u>	<u>VEHICLE INVENTORY TAX</u>	<u>RECORDS PRESERVATION FUNDS</u>	<u>EDUCATION</u>
ASSETS					
\$52,146,559.97	CASH AND INVESTMENTS	\$713,197.05	\$782,837.25	\$16,508,562.64	\$240,250.63
242,436.02	OTHER RECEIVABLES	7,714.60	0.00	48,284.66	305.00
<u>121,770.86</u>	PREPAID EXPENSES AND INVENTORY	<u>166.67</u>	<u>0.00</u>	<u>5,412.16</u>	<u>0.00</u>
<u>\$52,510,766.85</u>	TOTAL ASSETS	<u>\$721,078.32</u>	<u>\$782,837.25</u>	<u>\$16,562,259.46</u>	<u>\$240,555.63</u>
LIABILITIES AND FUND BALANCE					
LIABILITIES:					
\$471,412.40	ACCOUNTS PAYABLE	\$450.49	\$0.00	\$23,976.65	\$11,318.96
3,214,520.90	OTHER LIABILITIES	12,028.39	1,991.99	88,425.50	0.00
127,212.44	DUE TO OTHER FUNDS	0.00	0.00	0.00	0.00
<u>0.00</u>	UNEARNED REVENUE	<u>0.00</u>	<u>0.00</u>	<u>0.00</u>	<u>0.00</u>
3,813,145.74	TOTAL LIABILITIES	12,478.88	1,991.99	112,402.15	11,318.96
FUND BALANCE :					
<u>48,697,621.11</u>	FUND BALANCES	<u>708,599.44</u>	<u>780,845.26</u>	<u>16,449,857.31</u>	<u>229,236.67</u>
<u>\$52,510,766.85</u>	TOTAL LIABILITIES AND FUND BALANCE	<u>\$721,078.32</u>	<u>\$782,837.25</u>	<u>\$16,562,259.46</u>	<u>\$240,555.63</u>

<u>PUBLIC HEALTH</u>	<u>CONSUMER HEALTH</u>	<u>COURT DESIGNATED FUNDS</u>	<u>DISTRICT ATTORNEY CONTRACTS</u>	<u>SHERIFF CONTRACTS</u>	<u>MISCELLANEOUS CONTRACTS</u>
\$16,569,117.76	\$570,738.17	\$2,245,172.95	\$4,424,586.80	\$4,570,870.15	\$5,521,226.57
0.00	0.00	6,160.64	0.00	0.00	179,971.12
35,918.61	0.00	0.00	0.00	79,875.42	398.00
<u>\$16,605,036.37</u>	<u>\$570,738.17</u>	<u>\$2,251,333.59</u>	<u>\$4,424,586.80</u>	<u>\$4,650,745.57</u>	<u>\$5,701,595.69</u>

\$115,091.98	\$86.31	\$0.00	\$213,940.37	\$36,593.07	\$69,954.57
394,660.76	29,358.88	11,810.46	2,582,851.11	41,725.92	51,667.89
0.00	0.00	0.00	0.00	34,052.59	93,159.85
0.00	0.00	0.00	0.00	0.00	0.00
509,752.74	29,445.19	11,810.46	2,796,791.48	112,371.58	214,782.31
<u>16,095,283.63</u>	<u>541,292.98</u>	<u>2,239,523.13</u>	<u>1,627,795.32</u>	<u>4,538,373.99</u>	<u>5,486,813.38</u>
<u>\$16,605,036.37</u>	<u>\$570,738.17</u>	<u>\$2,251,333.59</u>	<u>\$4,424,586.80</u>	<u>\$4,650,745.57</u>	<u>\$5,701,595.69</u>

TARRANT COUNTY, TEXAS
COMBINING STATEMENT OF REVENUES AND EXPENDITURES
AND CHANGES IN FUND BALANCE
OTHER GOVERNMENTAL FUNDS
FOR THE NINE (9) MONTHS ENDED 6/30/2017

<u>COMBINED TOTAL</u>		<u>LAW LIBRARY</u>	<u>VEHICLE INVENTORY TAX</u>	<u>RECORDS PRESERVATION FUNDS</u>	<u>EDUCATION</u>
	REVENUES:				
\$361,996.65	TAXES & LICENSES	\$0.00	\$361,996.65	\$0.00	\$0.00
11,016,569.53	FEES OF OFFICE	889,550.60	54,391.65	3,545,331.09	18,835.00
17,075,083.85	INTERGOVERNMENTAL	0.00	0.00	0.00	90,969.50
268,081.37	INVESTMENT INCOME	4,174.81	2,389.12	90,440.24	0.00
2,703,561.88	MISCELLANEOUS	24,955.44	57.73	112.31	0.00
31,425,293.28	TOTAL REVENUES	918,680.85	418,835.15	3,635,883.64	109,804.50
	EXPENDITURES:				
	CURRENT:				
4,788,711.91	GENERAL GOVERNMENT	0.00	51,496.89	1,740,250.12	0.00
1,701,259.34	PUBLIC SAFETY	0.00	0.00	0.00	92,987.72
1,727,625.13	JUDICIAL	90,655.30	0.00	519,308.70	21,937.30
18,709,518.86	COMMUNITY SERVICES	728,232.35	0.00	0.00	0.00
563,728.82	CAPITAL/CONSTRUCTION	0.00	2,877.97	143,986.29	0.00
27,490,844.06	TOTAL EXPENDITURES	818,887.65	54,374.86	2,403,545.11	114,925.02
3,934,449.22	EXCESS (DEFICIT) OF REVENUES OVER EXPENDITURES	99,793.20	364,460.29	1,232,338.53	(5,120.52)
	OTHER FINANCING SOURCES (USES):				
615,864.04	OPERATING TRANSFERS IN	0.00	0.00	0.00	0.00
(1,048,209.79)	OPERATING TRANSFERS OUT	0.00	0.00	0.00	0.00
3,502,103.47	EXCESS (DEFICIT) OF REVENUES AND OPERATING TRANSFERS OVER EXPENDITURES	99,793.20	364,460.29	1,232,338.53	(5,120.52)
	FUND BALANCES:				
45,195,517.64	BEGINNING OF PERIOD	608,806.24	416,384.97	15,217,518.78	234,357.19
\$48,697,621.11	END OF PERIOD	\$708,599.44	\$780,845.26	\$16,449,857.31	\$229,236.67

<u>PUBLIC HEALTH</u>	<u>CONSUMER HEALTH</u>	<u>COURT DESIGNATED FUNDS</u>	<u>DISTRICT ATTORNEY CONTRACTS</u>	<u>SHERIFF CONTRACTS</u>	<u>MISCELLANEOUS CONTRACTS</u>
\$0.00	\$0.00	\$0.00	\$0.00	\$0.00	\$0.00
836,205.54	742,304.40	1,220,191.02	9,496.70	0.00	3,700,263.53
14,261,174.28	0.00	80,000.00	0.00	0.00	2,642,940.07
95,653.92	3,070.61	12,961.74	8,495.32	25,520.33	25,375.28
697.91	0.00	0.95	525,437.47	1,390,654.69	761,645.38
<u>15,193,731.65</u>	<u>745,375.01</u>	<u>1,313,153.71</u>	<u>543,429.49</u>	<u>1,416,175.02</u>	<u>7,130,224.26</u>
144,994.39	0.00	340,529.58	0.00	0.00	2,511,440.93
0.00	0.00	66,763.30	0.00	1,032,238.45	509,269.87
0.00	0.00	440,241.78	156,362.52	0.00	499,119.53
13,943,025.33	764,196.41	0.00	0.00	0.00	3,274,064.77
264,837.04	0.00	26,286.38	70,062.36	41,910.00	13,768.78
<u>14,352,856.76</u>	<u>764,196.41</u>	<u>873,821.04</u>	<u>226,424.88</u>	<u>1,074,148.45</u>	<u>6,807,663.88</u>
840,874.89	(18,821.40)	439,332.67	317,004.61	342,026.57	322,560.38
549,630.00	0.00	0.00	0.00	0.00	66,234.04
<u>(549,630.00)</u>	<u>0.00</u>	<u>(446,654.79)</u>	<u>0.00</u>	<u>0.00</u>	<u>(51,925.00)</u>
840,874.89	(18,821.40)	(7,322.12)	317,004.61	342,026.57	336,869.42
<u>15,254,408.74</u>	<u>560,114.38</u>	<u>2,246,845.25</u>	<u>1,310,790.71</u>	<u>4,196,347.42</u>	<u>5,149,943.96</u>
<u>\$16,095,283.63</u>	<u>\$541,292.98</u>	<u>\$2,239,523.13</u>	<u>\$1,627,795.32</u>	<u>\$4,538,373.99</u>	<u>\$5,486,813.38</u>



**TARRANT COUNTY, TEXAS
RECORDS PRESERVATION FUNDS
FUND DESCRIPTION**

FUND 21100 - RECORDS PRESERVATION & AUTOMATION FUND - FILINGS

This fund was established, pursuant to State statutes, to account for the collection and expenditure of monies collected from filing fees to allow for the preservation and automation of County records. The County Clerk has discretion over the use of this fund.

FUND 21200 - RECORDS PRESERVATION & AUTOMATION FUND - CONVICTIONS

This fund was established, pursuant to State statutes, to account for the collection and expenditure of monies collected in court for the preservation and automation of County records.

FUND 21300 - RECORDS PRESERVATION & RESTORATION FUND

This fund was established, pursuant to State statutes, to account for the collection and expenditure of monies collected from filing fees for the preservation and restoration of County records.

FUND 21400 - COURT RECORD PRESERVATION FUND

This fund was established, pursuant to State statutes, to account for the collection and expenditure of monies collected from filing fees for the preservation and restoration of County records.

FUND 21500 – DISTRICT COURT RECORDS TECHNOLOGY (ARCHIVE) FUND

This fund was established, pursuant to State statutes, to account for the collection and expenditure of monies collected from filing fees for the preservation and restoration of district court records archives.

TARRANT COUNTY, TEXAS
COMBINING BALANCE SHEET
RECORD PRESERVATION FUNDS
AS OF 6/30/2017

<u>COMBINED TOTAL</u>		<u>RECORDS PRESERVATION & AUTOMATION -FILINGS</u>	<u>RECORDS PRESERVATION & AUTOMATION -CONVICTIONS</u>	<u>RECORDS PRESERVATION & RESTORATION</u>
ASSETS				
\$16,508,562.64	CASH AND INVESTMENTS	\$6,629,881.14	\$646,879.58	\$6,978,641.75
48,284.66	OTHER RECEIVABLES	21,904.00	2,025.66	20,975.00
<u>5,412.16</u>	PREPAID EXPENSES AND INVENTORY	<u>0.00</u>	<u>0.00</u>	<u>5,412.16</u>
<u>\$16,562,259.46</u>	TOTAL ASSETS	<u>\$6,651,785.14</u>	<u>\$648,905.24</u>	<u>\$7,005,028.91</u>
LIABILITIES AND FUND BALANCE				
LIABILITIES:				
\$23,976.65	ACCOUNTS PAYABLE	\$2,836.29	\$0.00	\$21,140.36
<u>88,425.50</u>	OTHER LIABILITIES	<u>35,369.39</u>	<u>14,468.84</u>	<u>25,531.39</u>
112,402.15	TOTAL LIABILITIES	38,205.68	14,468.84	46,671.75
FUND BALANCE :				
<u>16,449,857.31</u>	FUND BALANCES	<u>6,613,579.46</u>	<u>634,436.40</u>	<u>6,958,357.16</u>
<u>\$16,562,259.46</u>	TOTAL LIABILITIES AND FUND BALANCE	<u>\$6,651,785.14</u>	<u>\$648,905.24</u>	<u>\$7,005,028.91</u>

<u>COURT RECORD PRESERVATION</u>	<u>DISTRICT COURT RECORDS TECHNOLOGY (ARCHIVE)</u>
\$1,215,458.48	\$1,037,701.69
2,235.00	1,145.00
<u>0.00</u>	<u>0.00</u>
<u>\$1,217,693.48</u>	<u>\$1,038,846.69</u>

\$0.00	\$0.00
<u>7,494.15</u>	<u>5,561.73</u>
7,494.15	5,561.73

<u>1,210,199.33</u>	<u>1,033,284.96</u>
<u>\$1,217,693.48</u>	<u>\$1,038,846.69</u>

TARRANT COUNTY, TEXAS
COMBINING STATEMENT OF REVENUES AND EXPENDITURES
AND CHANGES IN FUND BALANCE
RECORDS PRESERVATION FUNDS
FOR THE NINE (9) MONTHS ENDED 6/30/2017

<u>COMBINED TOTAL</u>		<u>RECORDS PRESERVATION & AUTOMATION -FILINGS</u>	<u>RECORDS PRESERVATION & AUTOMATION -CONVICTIONS</u>	<u>RECORDS PRESERVATION RESTORATION</u>
	REVENUES:			
\$3,545,331.09	FEES OF OFFICE	\$1,320,994.62	\$487,499.06	\$1,241,355.00
90,440.24	INVESTMENT INCOME	36,725.72	3,334.60	38,072.06
112.31	MISCELLANEOUS	111.51	0.00	0.00
3,635,883.64	TOTAL REVENUES	1,357,831.85	490,833.66	1,279,427.06
	EXPENDITURES:			
	CURRENT:			
1,740,250.12	GENERAL GOVERNMENT	733,201.35	340,858.76	666,190.01
519,308.70	JUDICIAL	181,160.56	0.00	14,855.22
143,986.29	CAPITAL/CONSTRUCTION	112,625.05	30,868.99	483.60
2,403,545.11	TOTAL EXPENDITURES	1,026,986.96	371,727.75	681,528.83
1,232,338.53	EXCESS (DEFICIT) OF REVENUES OVER EXPENDITURES	330,844.89	119,105.91	597,898.23
	OTHER FINANCING SOURCES (USES):			
0.00	OPERATING TRANSFERS OUT	0.00	0.00	0.00
1,232,338.53	EXCESS (DEFICIT) OF REVENUES AND OPERATING TRANSFERS OVER EXPENDITURES	330,844.89	119,105.91	597,898.23
	FUND BALANCES:			
15,217,518.78	BEGINNING OF PERIOD	6,282,734.57	515,330.49	6,360,458.93
\$16,449,857.31	END OF PERIOD	\$6,613,579.46	\$634,436.40	\$6,958,357.16

<u>COURT RECORD PRESERVATION</u>	<u>DISTRICT COURT RECORDS TECHNOLOGY (ARCHIVE)</u>
\$285,886.51	\$209,595.90
6,599.73	5,708.13
<u>0.80</u>	<u>0.00</u>
292,487.04	215,304.03
0.00	0.00
178,774.91	144,518.01
<u>8.65</u>	<u>0.00</u>
<u>178,783.56</u>	<u>144,518.01</u>
113,703.48	70,786.02
<u>0.00</u>	<u>0.00</u>
113,703.48	70,786.02
<u>1,096,495.85</u>	<u>962,498.94</u>
<u><u>\$1,210,199.33</u></u>	<u><u>\$1,033,284.96</u></u>



**TARRANT COUNTY, TEXAS
COURT DESIGNATED FUNDS
FUND DESCRIPTION**

FUND 22100 - COURTHOUSE SECURITY FUND

This fund was established, pursuant to State statutes, to account for the collection of Courthouse security fees assessed in court cases. Revenue is subsequently transferred to the general fund where expenditures for Courthouse security are recorded.

FUND 22400 – JUVENILE DELINQUENCY PREVENTION FUND

This fund was established, pursuant to State statutes, to account for the collection of a fee related to graffiti court cases. The revenues in this fund are to be used to repair damages, provide educational and intervention programs, and provide rewards to the public for aiding in the apprehension and prosecution of offenders who commit graffiti offenses.

FUND 22500 - ALTERNATIVE DISPUTE RESOLUTION SYSTEM (ADRS)

This fund was established, pursuant to State statutes, to account for an alternative dispute resolution system for the peaceable and expeditious resolution of citizen disputes.

FUND 22600 – PROBATE CONTRIBUTIONS FUND

This fund was established, pursuant to State statutes, to account for the collection of a fee under Section 51.704. The revenues in this fund are to be used for court-related purposes for the support of the statutory probate courts.

FUND 24300 - APPELLATE JUDICIAL SYSTEM FUND

This fund was established, pursuant to State statutes, to account for the collection and expenditure of monies collected in civil cases to provide for a portion of the operational costs of the Court of Appeals.

FUND 22700 – JUSTICE COURT TECHNOLOGY FUND

This fund was established, pursuant to State statutes, to account for the collection and expenditure of monies to provide for technology in the justice of the peace courts.

FUND 22800 – JUSTICE COURT BUILDING SECURITY FUND

This fund was established, pursuant to State statutes, to account for the collection and expenditure of monies to provide for security in the justice court buildings.

FUND 22900 – CHILD ABUSE PREVENTION FUND

This fund was established, pursuant to State statutes, to account for the collection and expenditure of monies to provide for child abuse prevention programs.

FUND 23000 – FAMILY PROTECTION FUND

This fund was established, pursuant to State statutes, to account for the collection and expenditure of monies to provide for family protection services.

FUND 23100 – GUARDIANSHIP FUND

This fund was established, pursuant to State statutes, to account for the collection and expenditure of monies to provide compensation of a guardian ad litem, an attorney ad litem, and/or fund local guardianship programs for indigent incapacitated persons.

FUND 23200 – DRUG AND ALCOHOL COURT FUND

This fund was established, pursuant to State statutes, to account for the collection and expenditure of monies to provide for drug and alcohol court program.

FUND 23300 – COUNTY AND DISTRICT COURT TECHNOLOGY FUND

This fund was established, pursuant to State statutes, to account for the collection and expenditure of monies to provide for county and district court technology.

TARRANT COUNTY, TEXAS
COMBINING BALANCE SHEET
COURT DESIGNATED FUNDS
AS OF 6/30/2017


<u>COMBINED TOTAL</u>		<u>COURTHOUSE SECURITY</u>	<u>JUVENILE DELINQUENCY PREVENTION</u>	<u>ADRS</u>	<u>PROBATE CONTRIBUTION FUND</u>	<u>APPELLATE JUDICIAL SYSTEM</u>
ASSETS						
\$2,245,172.95	CASH AND INVESTMENTS	\$0.00	\$2,471.61	\$827,972.50	\$251,856.04	\$31,443.83
<u>6,160.64</u>	OTHER RECEIVABLES	<u>0.00</u>	<u>0.00</u>	<u>2,605.00</u>	<u>0.00</u>	<u>1,090.00</u>
<u>\$2,251,333.59</u>	TOTAL ASSETS	<u>\$0.00</u>	<u>\$2,471.61</u>	<u>\$830,577.50</u>	<u>\$251,856.04</u>	<u>\$32,533.83</u>
LIABILITIES AND FUND BALANCE						
LIABILITIES:						
\$0.00	ACCOUNTS PAYABLE	\$0.00	\$0.00	\$0.00	\$0.00	\$0.00
<u>11,810.46</u>	OTHER LIABILITIES	<u>0.00</u>	<u>0.00</u>	<u>0.00</u>	<u>1,292.12</u>	<u>3,060.00</u>
11,810.46	TOTAL LIABILITIES	0.00	0.00	0.00	1,292.12	3,060.00
FUND BALANCE :						
<u>2,239,523.13</u>	FUND BALANCES	<u>0.00</u>	<u>2,471.61</u>	<u>830,577.50</u>	<u>250,563.92</u>	<u>29,473.83</u>
<u>\$2,251,333.59</u>	TOTAL LIABILITIES AND FUND BALANCE	<u>\$0.00</u>	<u>\$2,471.61</u>	<u>\$830,577.50</u>	<u>\$251,856.04</u>	<u>\$32,533.83</u>

JUSTICE COURT TECHNOLOGY FUND	JUSTICE COURT BLDG SECURITY FUND	CHILD ABUSE PREVENTION FUND	FAMILY PROTECTION FUND	GUARDIANSHIP FUND	DRUG & ALCOHOL COURT	COUNTY AND DISTRICT COURT TECHNOLOGY FUND
\$143,719.41	\$0.00	\$57,098.50	\$162,709.82	\$38,260.46	\$631,243.24	\$98,397.54
0.00	0.00	3.04	450.00	1,260.00	716.47	36.13
<u>\$143,719.41</u>	<u>\$0.00</u>	<u>\$57,101.54</u>	<u>\$163,159.82</u>	<u>\$39,520.46</u>	<u>\$631,959.71</u>	<u>\$98,433.67</u>
\$0.00	\$0.00	\$0.00	\$0.00	\$0.00	\$0.00	\$0.00
0.00	0.00	0.00	0.00	0.00	7,458.34	0.00
0.00	0.00	0.00	0.00	0.00	7,458.34	0.00
<u>143,719.41</u>	<u>0.00</u>	<u>57,101.54</u>	<u>163,159.82</u>	<u>39,520.46</u>	<u>624,501.37</u>	<u>98,433.67</u>
<u>\$143,719.41</u>	<u>\$0.00</u>	<u>\$57,101.54</u>	<u>\$163,159.82</u>	<u>\$39,520.46</u>	<u>\$631,959.71</u>	<u>\$98,433.67</u>

TARRANT COUNTY, TEXAS
COMBINING STATEMENT OF REVENUES AND EXPENDITURES
AND CHANGES IN FUND BALANCE
COURT DESIGNATED FUNDS
FOR THE NINE (9) MONTHS ENDED 6/30/2017

<u>COMBINED TOTAL</u>		<u>COURTHOUSE SECURITY</u>	<u>JUVENILE DELINQUENCY PREVENTION</u>	<u>ADRS</u>	<u>PROBATE CONTRIBUTION FUND</u>	<u>APPELLATE JUDICIAL SYSTEM</u>
	REVENUES:					
\$1,220,191.02	FEES OF OFFICE	\$441,435.49	\$200.00	\$295,301.33	\$0.00	\$120,435.00
80,000.00	INTERGOVERNMENTAL	0.00	0.00	0.00	80,000.00	0.00
12,961.74	INVESTMENT INCOME	0.00	13.47	4,731.78	1,462.09	180.01
0.95	MISCELLANEOUS	0.00	0.00	0.00	0.00	0.00
<u>1,313,153.71</u>	TOTAL REVENUES	<u>441,435.49</u>	<u>213.47</u>	<u>300,033.11</u>	<u>81,462.09</u>	<u>120,615.01</u>
	EXPENDITURES:					
	CURRENT:					
340,529.58	GENERAL GOVERNMENT	0.00	0.00	260,529.58	0.00	0.00
66,763.30	PUBLIC SAFETY	0.00	0.00	0.00	0.00	0.00
440,241.78	JUDICIAL	0.00	0.00	0.00	89,183.72	115,362.99
26,286.38	CAPITAL/CONSTRUCTION	0.00	0.00	0.00	0.00	0.00
<u>873,821.04</u>	TOTAL EXPENDITURES	<u>0.00</u>	<u>0.00</u>	<u>260,529.58</u>	<u>89,183.72</u>	<u>115,362.99</u>
439,332.67	EXCESS (DEFICIT) OF REVENUES OVER EXPENDITURES	441,435.49	213.47	39,503.53	(7,721.63)	5,252.02
	OTHER FINANCING SOURCES (USES):					
<u>(446,654.79)</u>	OPERATING TRANSFERS OUT	<u>(441,435.49)</u>	<u>0.00</u>	<u>0.00</u>	<u>0.00</u>	<u>0.00</u>
(7,322.12)	EXCESS (DEFICIT) OF REVENUES AND OPERATING TRANSFERS OVER EXPENDITURES	0.00	213.47	39,503.53	(7,721.63)	5,252.02
	FUND BALANCES:					
<u>2,246,845.25</u>	BEGINNING OF PERIOD	<u>0.00</u>	<u>2,258.14</u>	<u>791,073.97</u>	<u>258,285.55</u>	<u>24,221.81</u>
<u>\$2,239,523.13</u>	END OF PERIOD	<u>\$0.00</u>	<u>\$2,471.61</u>	<u>\$830,577.50</u>	<u>\$250,563.92</u>	<u>\$29,473.83</u>

JUSTICE COURT TECHNOLOGY FUND	JUSTICE COURT BUILDING SECURITY	CHILD ABUSE PREVENTION FUND	FAMILY PROTECTION FUND	GUARDIANSHIP FUND	DRUG & ALCOHOL COURT	COUNTY AND DISTRICT COURT TECHNOLOGY FUND
\$20,894.30	\$5,219.30	\$6,729.28	\$90,092.00	\$76,660.00	\$128,201.91	\$35,022.41
0.00	0.00	0.00	0.00	0.00	0.00	0.00
780.45	0.00	306.88	959.51	204.60	3,829.42	493.53
0.95	0.00	0.00	0.00	0.00	0.00	0.00
21,675.70	5,219.30	7,036.16	91,051.51	76,864.60	132,031.33	35,515.94
0.00	0.00	0.00	0.00	80,000.00	0.00	0.00
0.00	0.00	0.00	0.00	0.00	66,763.30	0.00
0.00	0.00	0.00	103,220.54	0.00	132,474.53	0.00
5,886.38	0.00	0.00	0.00	0.00	0.00	20,400.00
5,886.38	0.00	0.00	103,220.54	80,000.00	199,237.83	20,400.00
15,789.32	5,219.30	7,036.16	(12,169.03)	(3,135.40)	(67,206.50)	15,115.94
0.00	(5,219.30)	0.00	0.00	0.00	0.00	0.00
15,789.32	0.00	7,036.16	(12,169.03)	(3,135.40)	(67,206.50)	15,115.94
127,930.09	0.00	50,065.38	175,328.85	42,655.86	691,707.87	83,317.73
\$143,719.41	\$0.00	\$57,101.54	\$163,159.82	\$39,520.46	\$624,501.37	\$98,433.67



**TARRANT COUNTY, TEXAS
ENTERPRISE FUNDS
FUND DESCRIPTIONS**

FUND 51100 – RESOURCE CONNECTION

This fund was established to account for activities of the Resource Connection.

FUND 51200 – OIL & GAS ROYALTY FUND

This fund was established to account for proceeds from the lease of County mineral rights on the Resource Connection campus.

TARRANT COUNTY, TEXAS
STATEMENT OF NET POSITION
ENTERPRISE FUNDS
AS OF 6/30/2017

<u>COMBINED TOTAL</u>		<u>RESOURCE CONNECTION</u>	<u>OIL & GAS ROYALTY</u>
ASSETS			
\$2,341,144.26	CASH AND INVESTMENTS	\$1,162,016.47	\$1,179,127.79
35,821.62	OTHER RECEIVABLES (NET)	35,821.62	0.00
5,285.65	PREPAID EXPENSES & INVENTORY	5,285.65	0.00
<u>4,354,176.56</u>	FIXED ASSETS (NET)	<u>3,532,961.24</u>	<u>821,215.32</u>
<u>6,736,428.09</u>	TOTAL ASSETS	<u>4,736,084.98</u>	<u>2,000,343.11</u>
DEFERRED OUTFLOWS OF RESOURCES			
104,673.00	PENSION CONTRIBUTIONS AFTER MEASUREMENT DATE	104,673.00	0.00
255,513.00	DIFFERENCE IN PROJECTED AND ACTUAL EARNINGS	255,513.00	0.00
<u>53,062.00</u>	CHANGES IN ASSUMPTIONS	<u>53,062.00</u>	<u>0.00</u>
<u>413,248.00</u>	TOTAL DEFERRED OUTFLOWS OF RESOURCES	<u>413,248.00</u>	<u>0.00</u>
LIABILITIES			
20,050.09	ACCOUNTS PAYABLE	19,278.16	771.93
40,378.09	OTHER LIABILITIES	40,378.09	0.00
348,854.67	ADVANCE FROM CAPITAL PROJECTS FUND	348,854.67	0.00
83,805.82	UNEARNED REVENUE	83,805.82	0.00
1,081,604.00	NET PENSION LIABILITY	1,081,604.00	0.00
<u>179,787.50</u>	COMPENSATED ABSENCES	<u>179,787.50</u>	<u>0.00</u>
<u>1,754,480.17</u>	TOTAL LIABILITIES	<u>1,753,708.24</u>	<u>771.93</u>
DEFERRED INFLOWS OF RESOURCES			
<u>40,772.00</u>	DIFFERENCE IN EXPECTED AND ACTUAL EXPERIENCE	<u>40,772.00</u>	<u>0.00</u>
<u>40,772.00</u>	TOTAL DEFERRED INFLOWS OF RESOURCES	<u>40,772.00</u>	<u>0.00</u>
NET POSITION			
<u>5,354,423.92</u>	NET POSITION	<u>3,354,852.74</u>	<u>1,999,571.18</u>
<u><u>\$5,354,423.92</u></u>	TOTAL NET POSITION	<u><u>\$3,354,852.74</u></u>	<u><u>\$1,999,571.18</u></u>

TARRANT COUNTY, TEXAS
COMBINING STATEMENT OF REVENUES, EXPENSES
AND CHANGES IN FUND NET POSITION
ENTERPRISE FUNDS
FOR THE NINE (9) MONTHS ENDED 6/30/2017

<u>COMBINED TOTAL</u>		<u>RESOURCE CONNECTION</u>	<u>OIL & GAS ROYALTY</u>
	OPERATING REVENUES:		
\$2,416,835.02	BUILDING RENTALS	\$2,416,835.02	\$0.00
<u>106,735.67</u>	OTHER REVENUES	<u>3,112.43</u>	<u>103,623.24</u>
2,523,570.69	TOTAL OPERATING REVENUES	2,419,947.45	103,623.24
	OPERATING EXPENSES:		
947,067.90	PERSONNEL	947,067.90	0.00
1,237,430.97	BUILDING AND EQUIPMENT	1,081,235.97	156,195.00
213,787.47	DEPRECIATION AND AMORTIZATION	153,161.10	60,626.37
28,030.65	INSURANCE PREMIUMS	28,030.65	0.00
<u>126,067.61</u>	OTHER EXPENSES	<u>126,067.61</u>	<u>0.00</u>
<u>2,552,384.60</u>	TOTAL OPERATING EXPENSES	<u>2,335,563.23</u>	<u>216,821.37</u>
(28,813.91)	OPERATING INCOME (LOSS)	84,384.22	(113,198.13)
	NON-OPERATING REVENUE (EXPENSE):		
<u>12,973.39</u>	INTEREST INCOME	<u>6,184.19</u>	<u>6,789.20</u>
(15,840.52)	NET INCOME (LOSS) BEFORE TRANSFERS	90,568.41	(106,408.93)
	OPERATING TRANSFERS:		
0.00	OPERATING TRANSFERS IN	0.00	0.00
<u>0.00</u>	OPERATING TRANSFERS OUT	<u>0.00</u>	<u>0.00</u>
(15,840.52)	NET INCOME (LOSS)	90,568.41	(106,408.93)
	NET POSITION:		
<u>5,370,264.44</u>	BEGINNING OF PERIOD	<u>3,264,284.33</u>	<u>2,105,980.11</u>
<u><u>\$5,354,423.92</u></u>	END OF PERIOD	<u><u>\$3,354,852.74</u></u>	<u><u>\$1,999,571.18</u></u>



**TARRANT COUNTY, TEXAS
INTERNAL SERVICE FUNDS
FUND DESCRIPTIONS**

FUND 61500 - SELF INSURANCE FUND

This fund was established to account for expenditures of bond proceeds received in fiscal year 1998 for the county self insured general liability claims.

FUND 61900 - WORKERS COMPENSATION

This fund was established to account for workers compensation claims. Prior to the establishment of fund 615, this fund was used for general liability and automobile/property damage claims.

FUND 62100 - COUNTY CLERK PROFESSIONAL LIABILITY FUND

This fund was established to account for the County Clerk's errors and omissions self insurance.

FUND 62200 - DISTRICT CLERK PROFESSIONAL LIABILITY FUND

This fund was established to account for the District Clerk's errors and omissions self insurance.

FUND 65100 - EMPLOYEE BENEFITS FUND

This fund was established to account for Tarrant County employee benefits.

TARRANT COUNTY, TEXAS
STATEMENT OF NET POSITION
INTERNAL SERVICE FUNDS
AS OF 6/30/2017


<u>COMBINED TOTAL</u>		<u>SELF INSURANCE</u>	<u>WORKERS COMPENSATION</u>	<u>COUNTY CLERK PROFESSIONAL LIABILITY</u>
ASSETS				
\$16,942,191.48	CASH AND INVESTMENTS	\$1,348,818.46	\$2,192,042.02	\$680,225.84
10,954.22	OTHER RECEIVABLES	2,109.35	0.00	0.00
<u>194,000.00</u>	PREPAID EXPENSES AND INVENTORY	<u>0.00</u>	<u>0.00</u>	<u>0.00</u>
<u>17,147,145.70</u>	TOTAL ASSETS	<u>1,350,927.81</u>	<u>2,192,042.02</u>	<u>680,225.84</u>
LIABILITIES				
361,247.97	ACCOUNTS PAYABLE	4,137.41	0.00	0.00
12,816,103.77	OTHER LIABILITIES	567,989.00	8,031,943.00	0.00
<u>65,194.80</u>	UNEARNED REVENUE	<u>0.00</u>	<u>0.00</u>	<u>0.00</u>
<u>13,242,546.54</u>	TOTAL LIABILITIES	<u>572,126.41</u>	<u>8,031,943.00</u>	<u>0.00</u>
NET POSITION				
<u>3,904,599.16</u>	NET POSITION	<u>778,801.40</u>	<u>(5,839,900.98)</u>	<u>680,225.84</u>
<u><u>\$3,904,599.16</u></u>	TOTAL NET POSITION	<u><u>\$778,801.40</u></u>	<u><u>(\$5,839,900.98)</u></u>	<u><u>\$680,225.84</u></u>

<u>DISTRICT CLERK PROFESSIONAL LIABILITY</u>	<u>EMPLOYEE BENEFITS</u>
\$606,810.26	\$12,114,294.90
0.00	8,844.87
<u>0.00</u>	<u>194,000.00</u>
606,810.26	12,317,139.77
0.00	357,110.56
0.00	4,216,171.77
<u>0.00</u>	<u>65,194.80</u>
0.00	4,638,477.13
606,810.26	7,678,662.64
<u>\$606,810.26</u>	<u>\$7,678,662.64</u>

TARRANT COUNTY, TEXAS
COMBINING STATEMENT OF REVENUES, EXPENSES
AND CHANGES IN FUND NET POSITION
INTERNAL SERVICE FUNDS
FOR THE NINE (9) MONTHS ENDED 6/30/2017

<u>COMBINED TOTAL</u>		<u>SELF INSURANCE</u>	<u>WORKERS COMPENSATION</u>	<u>COUNTY CLERK PROFESSIONAL LIABILITY</u>
	OPERATING REVENUES:			
\$15,487,179.52	USER FEES	\$0.00	\$0.00	\$5.00
43,215,917.21	COUNTY CONTRIBUTIONS	0.00	2,148,519.94	0.00
926,365.38	OTHER REVENUES	7,454.01	83,001.22	0.00
59,629,462.11	TOTAL OPERATING REVENUES	7,454.01	2,231,521.16	5.00
	OPERATING EXPENSES:			
30,388.34	BUILDING AND EQUIPMENT	4,450.00	0.00	0.00
50,747,260.53	SELF INSURANCE CLAIMS	249,476.80	2,076,853.50	4,673.93
5,281,600.19	INSURANCE PREMIUMS	0.00	0.00	0.00
2,527,897.79	ADMINISTRATION	0.00	0.00	0.00
964,932.57	OTHER EXPENSES	35,945.49	118,934.29	0.00
59,552,079.42	TOTAL OPERATING EXPENSES	289,872.29	2,195,787.79	4,673.93
77,382.69	OPERATING INCOME (LOSS)	(282,418.28)	35,733.37	(4,668.93)
	NON-OPERATING REVENUE (EXPENSE):			
85,882.06	INTEREST INCOME	4,908.61	11,889.31	3,868.64
163,264.75	NET INCOME (LOSS) BEFORE TRANSFERS	(277,509.67)	47,622.68	(800.29)
	OPERATING TRANSFERS:			
625,000.00	OPERATING TRANSFERS IN	625,000.00	0.00	0.00
0.00	OPERATING TRANSFERS OUT	0.00	0.00	0.00
788,264.75	NET INCOME (LOSS)	347,490.33	47,622.68	(800.29)
	NET POSITION:			
3,116,334.41	BEGINNING OF PERIOD	431,311.07	(5,887,523.66)	681,026.13
\$3,904,599.16	END OF PERIOD	\$778,801.40	(\$5,839,900.98)	\$680,225.84

<u>DISTRICT CLERK PROFESSIONAL LIABILITY</u>	<u>EMPLOYEE BENEFITS</u>
\$60.00	\$15,487,114.52
0.00	41,067,397.27
<u>0.00</u>	<u>835,910.15</u>
60.00	57,390,421.94
0.00	25,938.34
0.00	48,416,256.30
0.00	5,281,600.19
0.00	2,527,897.79
<u>43,811.56</u>	<u>766,241.23</u>
<u>43,811.56</u>	<u>57,017,933.85</u>
(43,751.56)	372,488.09
<u>3,574.90</u>	<u>61,640.60</u>
(40,176.66)	434,128.69
0.00	0.00
<u>0.00</u>	<u>0.00</u>
(40,176.66)	434,128.69
<u>646,986.92</u>	<u>7,244,533.95</u>
<u><u>\$606,810.26</u></u>	<u><u>\$7,678,662.64</u></u>



**TARRANT COUNTY
BUDGETARY INFORMATION**



TARRANT COUNTY, TEXAS
SUMMARY BUDGET VERSUS ACTUAL (BUDGET BASIS) REVENUE AND EXPENDITURES
FOR THE NINE (9) MONTHS ENDED 6/30/2017
TAX SUPPORTED FUNDS

	CURRENT MONTH ACTUAL	YTD ACTUAL	BUDGET	PERCENT	LAST YEAR PERCENT
<u>GENERAL FUND</u>					
REVENUES:					
Taxes	\$6,875,376	\$341,050,979	\$344,324,602	99.05%	99.70%
Licenses	120,965	884,358	1,230,400	71.88%	86.70%
Fees of Office	2,965,967	50,007,785	56,145,030	89.07%	90.21%
Intergovernmental	323,638	14,643,292	20,503,206	71.42%	68.88%
Investment Income	169,436	1,095,412	1,379,720	79.39%	50.33%
Other Revenues	1,265,283	8,812,804	11,387,850	77.39%	75.26%
Transfers	62,471	498,580	640,000	77.90%	81.93%
Contingent			5,000,000		
Cash Carryforward		80,685,538	75,394,155		
	<u>\$11,783,136</u>	<u>\$497,678,748</u>	<u>\$516,004,963</u>	<u>96.45%</u>	<u>96.54%</u>
EXPENDITURES:					
Personnel	\$26,197,782	\$232,099,258	\$321,918,661	72.10%	71.48%
Other	6,815,342	75,718,070	94,899,548	79.79%	76.49%
Transfers	4,292,593	32,967,000	43,807,418	75.25%	74.51%
Grant Match and Subsidy	1,031,076	2,020,099	4,214,129	47.94%	43.53%
Undesignated			4,887,309		
Contingent			5,000,000		
Reserves			41,277,898		
	<u>\$38,336,794</u>	<u>\$342,804,427</u>	<u>\$516,004,963</u>	<u>66.43%</u>	<u>64.90%</u>
<u>ROAD & BRIDGE FUND</u>					
REVENUES:					
Taxes	\$382	\$1,070	\$0	OVER 100%	OVER 100%
Fees of Office	1,414,150	12,780,430	18,125,000	70.51%	77.90%
Intergovernmental	0	85,017	30,000	OVER 100%	OVER 100%
Investment Income	8,725	63,739	39,000	OVER 100%	OVER 100%
Other Revenues	1,200	155,596	82,000	OVER 100%	OVER 100%
Transfers	559,287	5,033,580	6,711,440	75.00%	75.00%
Cash Carryforward		9,756,178	8,463,068		
	<u>\$1,983,744</u>	<u>\$27,875,610</u>	<u>\$33,450,508</u>	<u>83.33%</u>	<u>89.90%</u>
EXPENDITURES:					
Personnel	\$1,634,331	\$14,394,938	\$19,874,973	72.43%	69.45%
Other	659,005	6,715,302	13,263,086	50.63%	48.95%
Grant Match and Subsidy	58,917	201,728	259,651	77.69%	3.50%
Undesignated			52,798		
	<u>\$2,352,253</u>	<u>\$21,311,968</u>	<u>\$33,450,508</u>	<u>63.71%</u>	<u>59.15%</u>
<u>DEBT SERVICE FUND</u>					
REVENUES:					
Taxes	\$911,551	\$37,165,199	\$37,536,954	99.01%	99.51%
Investment Income	27,473	128,116	46,887	OVER 100%	OVER 100%
Other Revenues	0	250	0	OVER 100%	0.00%
Cash Carryforward		1,369,749	1,134,135		
	<u>\$939,024</u>	<u>\$38,663,314</u>	<u>\$38,717,976</u>	<u>99.86%</u>	<u>99.98%</u>
EXPENDITURES:					
Principal	\$0	\$0	\$25,940,000	0.00%	0.00%
Interest	0	5,809,698	11,770,976	49.36%	47.22%
Other Expenditures	1,500	3,500	7,000	50.00%	50.00%
Reserves			1,000,000		
	<u>\$1,500</u>	<u>\$5,813,198</u>	<u>\$38,717,976</u>	<u>15.01%</u>	<u>17.65%</u>

**TARRANT COUNTY, TEXAS
GENERAL FUND FEES OF OFFICE ANALYSIS
FOR THE NINE (9) MONTHS ENDED 6/30/2017
(BUDGET BASIS)**

<u>FEE OFFICE</u>	<u>ACTUAL REVENUE</u>	<u>ANNUAL BUDGET</u>	<u>PERCENT COLLECTED</u>	<u>LAST YEAR PERCENT</u>
Tax Assessor/Collector	\$29,748,280	\$31,714,000	93.80%	97.82%
County Clerk	8,327,340	9,916,000	83.98%	86.10%
Sheriff	493,608	685,000	72.06%	70.95%
Constable 1	616,793	750,000	82.24%	78.64%
Constable 2	522,781	650,000	80.43%	75.65%
Constable 3	680,295	700,000	97.19%	70.61%
Constable 4	405,748	485,000	83.66%	74.20%
Constable 5	243,573	280,000	86.99%	77.52%
Constable 6	368,857	485,000	76.05%	83.64%
Constable 7	467,125	625,000	74.74%	66.55%
Constable 8	534,372	682,000	78.35%	72.41%
District Clerk	3,539,001	4,225,000	83.76%	79.34%
Domestic Relations	1,003,963	1,468,530	68.37%	61.68%
District Attorney	83,252	125,000	66.60%	69.36%
Justice of Peace 1	130,034	150,000	86.69%	83.36%
Justice of Peace 2	145,289	167,000	87.00%	77.67%
Justice of Peace 3	111,097	125,000	88.88%	77.69%
Justice of Peace 4	139,137	149,000	93.38%	75.52%
Justice of Peace 5	69,571	90,000	77.30%	94.94%
Justice of Peace 6	146,530	175,000	83.73%	87.33%
Justice of Peace 7	131,277	174,000	75.45%	68.83%
Justice of Peace 8	97,599	126,000	77.46%	77.83%
County Courts	15,410	18,000	85.61%	84.54%
Elections	2,077	1,500	OVER 100%	66.38%
Medical Examiner	1,673,401	1,852,000	90.36%	94.72%
Other	311,375	327,000	95.22%	86.94%
TOTAL	<u><u>\$50,007,785</u></u>	<u><u>\$56,145,030</u></u>	89.07%	90.21%
RATABLE COLLECTION PERCENTAGE			<u><u>75.00%</u></u>	

**TARRANT COUNTY, TEXAS
BUDGET REPORT
FOR THE NINE (9) MONTHS ENDED 6/30/2017**

GENERAL FUND	CURRENT	ENCUMBRANCES	TOTAL	TOTAL	UNEXPENDED	%
	MONTH	AND	EXPENDITURES			
	EXPENDITURES	COMMITMENTS	& COMMITMENTS	BUDGET	BUDGET	BUDGET USED
County Judge	86,074.09	-	778,303.20	1,105,322.00	327,018.80	70.41%
County Administrator	220,704.38	27,884.69	1,932,363.90	2,615,551.00	683,187.10	73.88%
Non-Departmental	5,489,340.92	890,288.36	44,856,474.28	61,291,161.00	16,434,686.72	73.19%
Auditor	582,216.81	5,989.85	5,156,383.58	6,998,383.00	1,841,999.42	73.68%
Budget/Risk Management	68,249.92	-	558,639.16	797,649.00	239,009.84	70.04%
Tax Assessor / Collector	1,259,370.33	16,977.78	10,967,175.17	15,312,288.00	4,345,112.83	71.62%
Elections Administration	248,790.18	18,161.51	4,438,151.87	5,896,604.00	1,458,452.13	75.27%
Information Technology	2,523,416.27	1,496,601.33	32,383,191.44	41,200,989.00	8,817,797.56	78.60%
Human Resources	260,293.25	52,646.00	2,328,016.34	3,147,923.00	819,906.66	73.95%
Purchasing	199,855.69	477.07	1,739,009.07	2,345,873.00	606,863.93	74.13%
Facilities	339,784.64	208,740.90	3,265,749.76	4,635,028.00	1,369,278.24	70.46%
Sheriff	3,627,511.97	271,505.98	32,306,520.68	44,738,225.00	12,431,704.32	72.21%
Sheriff - Confinement	6,472,511.12	1,962,751.27	59,269,073.74	79,487,198.00	20,218,124.26	74.56%
Constable Precinct 1	109,943.12	547.82	936,558.45	1,279,153.00	342,594.55	73.22%
Constable Precinct 2	99,771.99	3,218.58	911,578.79	1,215,267.00	303,688.21	75.01%
Constable Precinct 3	122,475.81	14,695.42	1,043,898.83	1,388,080.00	344,181.17	75.20%
Constable Precinct 4	85,311.14	2,100.05	747,411.56	999,938.00	252,526.44	74.75%
Constable Precinct 5	73,131.33	3,448.38	640,146.84	856,657.00	216,510.16	74.73%
Constable Precinct 6	76,629.73	7,884.05	681,104.17	937,470.00	256,365.83	72.65%
Constable Precinct 7	107,088.69	313.78	943,946.92	1,294,828.00	350,881.08	72.90%
Constable Precinct 8	85,530.78	580.22	787,258.13	1,167,318.00	380,059.87	67.44%
Medical Examiner	735,559.76	352,519.85	7,313,116.05	9,310,997.00	1,997,880.95	78.54%
Fire Marshal	33,497.51	43.98	297,092.15	399,153.00	102,060.85	74.43%
Community Supervision	9,771.03	-	67,324.83	177,962.00	110,637.17	37.83%
Juvenile Services	1,482,376.66	702,938.68	13,585,569.48	17,971,400.00	4,385,830.52	75.60%
Pretrial Services	108,662.16	-	992,618.42	1,372,026.00	379,407.58	72.35%
Buildings	1,852,522.47	2,321,956.20	16,592,366.81	22,575,320.00	5,982,953.19	73.50%
17TH District Court	25,017.85	219.82	218,393.92	293,817.00	75,423.08	74.33%
48TH District Court	23,436.82	-	204,848.19	276,933.00	72,084.81	73.97%
67TH District Court	23,746.17	153.00	206,246.85	277,401.00	71,154.15	74.35%
96TH District Court	23,131.25	-	203,871.98	275,624.00	71,752.02	73.97%
141ST District Court	38,701.52	-	219,724.59	276,751.00	57,026.41	79.39%
153RD District Court	23,432.76	-	209,330.94	285,263.00	75,932.06	73.38%
236TH District Court	23,109.44	17.59	210,340.05	295,586.00	85,245.95	71.16%
342ND District Court	24,043.77	706.00	207,469.21	276,901.00	69,431.79	74.93%
348TH District Court	23,384.00	-	209,833.13	275,416.00	65,582.87	76.19%
352ND District Court	20,690.31	-	194,298.81	286,331.00	92,032.19	67.86%
Criminal District Court 1	128,644.51	157.51	1,044,773.85	1,369,767.00	324,993.15	76.27%
Criminal District Court 2	107,995.03	-	1,109,604.53	1,478,997.00	369,392.47	75.02%
Criminal District Court 3	191,584.25	-	1,225,554.36	1,401,339.00	175,784.64	87.46%
Criminal District Court 4	103,956.81	-	951,517.87	1,338,214.00	386,696.13	71.10%
213TH District Court	132,044.13	16.23	1,268,888.82	1,538,818.00	269,929.18	82.46%
297TH District Court	54,168.36	57.50	1,004,267.48	1,317,712.00	313,444.52	76.21%
371ST District Court	201,389.65	97.00	1,445,834.78	1,584,347.00	138,512.22	91.26%
372ND District Court	117,260.75	-	1,169,271.93	1,659,028.00	489,756.07	70.48%
396TH District Court	123,806.55	-	1,207,673.69	1,726,999.00	519,325.31	69.93%
432ND District Court	143,336.94	-	1,672,769.89	1,896,511.00	223,741.11	88.20%
Magistrate Court	80,880.35	67.71	682,198.31	917,469.00	235,270.69	74.36%
231ST District Court	51,316.20	-	460,967.47	619,158.00	158,190.53	74.45%
233RD District Court	60,649.66	-	541,981.35	763,715.00	221,733.65	70.97%
322ND District Court	52,218.38	8.00	436,355.69	616,447.00	180,091.31	70.79%
323RD District Court	255,954.46	-	2,289,758.66	3,138,886.00	849,127.34	72.95%
324TH District Court	58,815.93	-	515,011.96	701,483.00	186,471.04	73.42%
325TH District Court	80,866.45	12.37	480,155.24	636,065.00	155,909.76	75.49%
360TH District Court	46,615.84	-	478,276.24	600,761.00	122,484.76	79.61%
Special Judges	32,080.20	-	192,098.74	272,383.00	80,284.26	70.53%
Criminal Court Administration	131,384.47	321.52	1,054,947.10	1,507,718.00	452,770.90	69.97%
Grand Jury	15,788.86	-	138,421.50	184,293.00	45,871.50	75.11%
Criminal Attorney Appointment	54,208.58	148.58	475,417.31	646,630.00	171,212.69	73.52%
Criminal Mental Health Court	16,882.42	-	148,136.75	250,004.00	101,867.25	59.25%
County Court at Law #1	47,860.30	-	420,397.49	570,841.00	150,443.51	73.65%
County Court at Law #2	48,195.43	-	424,081.91	570,401.00	146,319.09	74.35%
County Court at Law #3	47,760.63	-	413,548.06	567,360.00	153,811.94	72.89%
County Criminal Court 1	66,406.17	-	601,960.19	882,608.00	280,647.81	68.20%

**TARRANT COUNTY, TEXAS
BUDGET REPORT
FOR THE NINE (9) MONTHS ENDED 6/30/2017**

	CURRENT MONTH EXPENDITURES	ENCUMBRANCES AND COMMITMENTS	TOTAL EXPENDITURES ENCUMBRANCES & COMMITMENTS	TOTAL BUDGET	UNEXPENDED BUDGET	% BUDGET USED
GENERAL FUND (cont'd)						
County Criminal Court 2	78,328.37	-	659,030.27	868,822.00	209,791.73	75.85%
County Criminal Court 3	71,622.44	135.60	614,826.36	841,363.00	226,536.64	73.08%
County Criminal Court 4	77,972.55	-	645,978.57	854,647.00	208,668.43	75.58%
County Criminal Court 5	100,583.20	32,050.47	864,646.41	1,211,875.00	347,228.59	71.35%
County Criminal Court 6	63,437.73	-	542,847.83	742,407.00	199,559.17	73.12%
County Criminal Court 7	75,763.47	172.48	625,451.78	882,868.00	257,416.22	70.84%
County Criminal Court 8	67,068.21	-	570,976.90	772,282.00	201,305.10	73.93%
County Criminal Court 9	57,992.53	0.96	556,382.48	756,011.00	199,628.52	73.59%
County Criminal Court 10	66,220.34	-	572,893.94	792,517.00	219,623.06	72.29%
Probate Court 1	140,576.13	-	1,617,351.29	2,129,668.00	512,316.71	75.94%
Probate Court 2	164,388.65	-	1,843,239.14	2,310,472.00	467,232.86	79.78%
Justice of the Peace Pct 1	66,746.18	897.39	550,135.22	740,084.00	189,948.78	74.33%
Justice of the Peace Pct 2	60,527.33	157.00	528,031.20	726,167.00	198,135.80	72.71%
Justice of the Peace Pct 3	64,782.61	199.00	548,597.12	705,075.00	156,477.88	77.81%
Justice of the Peace Pct 4	60,577.51	95.50	514,569.16	730,422.00	215,852.84	70.45%
Justice of the Peace Pct 5	46,781.77	8.60	401,283.89	528,615.00	127,331.11	75.91%
Justice of the Peace Pct 6	55,697.45	287.02	468,706.20	693,637.00	224,930.80	67.57%
Justice of the Peace Pct 7	55,584.32	72.06	531,268.26	756,802.00	225,533.74	70.20%
Justice of the Peace Pct 8	56,556.84	-	501,705.61	703,779.00	202,073.39	71.29%
District Attorney	3,209,458.05	124,334.67	28,130,564.60	38,942,997.00	10,812,432.40	72.24%
District Clerk	900,109.79	4,444.38	7,723,826.92	10,557,879.00	2,834,052.08	73.16%
County Clerk	828,595.55	2,745.17	7,475,231.13	10,583,349.00	3,108,117.87	70.63%
Domestic Relations	632,687.24	6,457.02	5,533,921.39	7,546,750.00	2,012,828.61	73.33%
Jury Services	135,951.91	9,039.86	1,377,970.37	1,998,254.00	620,283.63	68.96%
Courts / Judiciary	35,207.76	-	455,932.60	1,674,559.00	1,218,626.40	27.23%
Human Services	395,217.36	29,104.96	3,581,346.61	4,793,634.00	1,212,287.39	74.71%
Child Protective Services	561,777.26	975,227.00	2,200,082.08	2,555,210.00	355,127.92	86.10%
Public Assistance	-	506.00	772,954.00	772,954.00	-	100.00%
Texas AgriLife Extension	62,512.27	1,236.42	511,552.37	778,301.00	266,748.63	65.73%
Veterans Services	38,397.54	12.50	313,089.73	447,060.00	133,970.27	70.03%
Historical Commission	13,438.48	-	92,662.71	131,427.00	38,764.29	70.51%
10010-2017 General Fund - Cash Match						
Sheriff	19,491.26	-	57,674.07	60,010.00	2,335.93	96.11%
District Attorney	40,658.78	-	123,613.34	148,500.00	24,886.66	83.24%
10020-2017 General Fund - Oper Sub						
Sheriff	24,042.75	-	68,815.58	88,842.00	20,026.42	77.46%
Juvenile Services	946,883.59	-	1,769,995.87	3,916,777.00	2,146,781.13	45.19%
SUBTOTAL	38,336,794.17	9,551,438.64	342,804,427.46	464,839,756.00	122,035,328.54	73.75%
UNDESIGNATED				4,887,309.00	4,887,309.00	
CONTINGENT				5,000,000.00	5,000,000.00	
RESERVES				41,277,898.00	41,277,898.00	
FUND TOTAL	\$ 38,336,794.17	\$ 9,551,438.64	\$ 342,804,427.46	\$ 516,004,963.00	\$ 173,200,535.54	66.43%

**TARRANT COUNTY, TEXAS
BUDGET REPORT
FOR THE NINE (9) MONTHS ENDED 6/30/2017**

	<u>CURRENT MONTH EXPENDITURES</u>	<u>ENCUMBRANCES AND COMMITMENTS</u>	<u>TOTAL EXPENDITURES ENCUMBRANCES & COMMITMENTS</u>	<u>TOTAL BUDGET</u>	<u>UNEXPENDED BUDGET</u>	<u>% BUDGET USED</u>
ROAD AND BRIDGE (26100)						
Buildings	4,508.28	2,670.74	25,819.60	26,317.00	497.40	98.11%
Commissioner Precinct 1	622,888.50	795,259.53	5,959,197.13	7,875,162.00	1,915,964.87	75.67%
Commissioner Precinct 2	328,356.35	226,363.50	3,052,579.34	4,607,504.00	1,554,924.66	66.25%
Commissioner Precinct 3	501,256.16	96,251.22	3,656,039.51	4,986,479.00	1,330,439.49	73.32%
Commissioner Precinct 4	530,962.44	489,402.90	5,122,889.54	7,300,336.00	2,177,446.46	70.17%
Right of Way	38,170.39	4,900.00	961,972.57	4,072,016.00	3,110,043.43	23.62%
Transportation	246,683.78	62,665.76	2,019,954.35	3,837,645.00	1,817,690.65	52.64%
Road & Bridge Non-Department	20,510.00	1,760.00	311,787.54	432,600.00	120,812.46	72.07%
26110-2017 Road & Bridge Grant Match						
Transportation	58,917.43	-	201,727.96	259,651.00	57,923.04	77.69%
SUBTOTAL	<u>2,352,253.33</u>	<u>1,679,273.65</u>	<u>21,311,967.54</u>	<u>33,397,710.00</u>	<u>12,085,742.46</u>	<u>63.81%</u>
UNDESIGNATED				52,798.00	52,798.00	
FUND TOTAL	<u>\$ 2,352,253.33</u>	<u>\$ 1,679,273.65</u>	<u>\$ 21,311,967.54</u>	<u>\$ 33,450,508.00</u>	<u>\$ 12,138,540.46</u>	<u>63.71%</u>
DEBT SERVICE (32100)						
Interest and Sinking	1,500.00	-	5,813,198.12	37,717,976.00	31,904,777.88	15.41%
RESERVES				1,000,000.00	1,000,000.00	
FUND TOTAL	<u>\$ 1,500.00</u>	<u>\$ -</u>	<u>\$ 5,813,198.12</u>	<u>\$ 38,717,976.00</u>	<u>\$ 32,904,777.88</u>	<u>15.01%</u>

TARRANT COUNTY, TEXAS
SPECIAL BUDGETS
FOR THE NINE (9) MONTHS ENDED 6/30/2017
BUDGET VERSUS ACTUAL (BUDGET BASIS) REVENUE

FUND #	FUND NAME	ACTUAL REVENUE	BUDGETED REVENUE	PERCENT COLLECTED
21100	Records Preservation/Automation-Filing	\$ 1,357,832	\$ 1,706,289	79.58%
21200	Records Preservation/Automation-Conviction	490,834	636,141	77.16%
21300	Records Preservation/Restoration	1,279,427	1,567,514	81.62%
21400	Court Record Preservation Fund	292,487	367,962	79.49%
21500	District Court Records Technology Fund	215,304	272,522	79.00%
22100	Courthouse Security Fund	441,435	560,000	78.83%
22300	Consumer Health Fund	745,375	1,063,000	70.12%
22400	Juvenile Delinquency Prevention	213	-	OVER 100%
22500	Alternative Dispute Resolution	300,033	387,153	77.50%
22600	Probate Contributions Fund	81,462	140,529	57.97%
22700	Justice Court Technology Fund	21,676	26,320	82.35%
22800	Justice Court Building Security	5,219	6,200	84.18%
22900	Child Abuse Prevention Fund	7,036	7,330	95.99%
23000	Family Protection	91,052	122,502	74.33%
23100	Guardianship	76,865	90,058	85.35%
23200	Drug & Alcohol Court	132,031	174,200	75.79%
23300	County and District Court Technology Fund	35,516	48,473	73.27%
24100	Law Library	918,681	1,191,688	77.09%
24200	Education Fund	109,805	110,968	98.95%
24300	Appellate Judicial System	120,615	155,087	77.77%
25100	Vehicle Inventory Tax	418,835	220,800	OVER 100%
45100	Non-Debt Capital	27,822,896	36,466,767	76.30%
47600	2006 Bond Election - Buildings	268,572	129,573	OVER 100%
47700	2006 Bond Election - Transportation	428,245	225,713	OVER 100%
51100	Resource Connection	2,427,419	3,307,858	73.38%
51200	Oil & Gas Royalty Resource Connection	109,225	52,661	OVER 100%
61500	Self Insurance	637,363	627,775	OVER 100%
61900	Workers Compensation	2,243,410	2,796,633	80.22%
62100	County Clerk Professional Liability	3,874	1,851	OVER 100%
62200	District Clerk Professional Liability	3,635	1,814	OVER 100%
65100	Employee Group Insurance - Medical	57,452,063	78,120,237	73.54%
D6200	DA Restitution Collection Fee	9,636	-	OVER 100%
D8300	DA Non-Drug Forfeitures	110,454	725	OVER 100%
D8700	DA Law Enforcement	423,339	1,735	OVER 100%
G1100	8th Admin Judicial Region	81,459	106,538	76.46%
S8700	Sheriff's Inmate Commissary Fund	1,321,654	1,508,561	87.61%
S9300	Combined Narcotics Enforcement Team	39,580	400,000	9.90%
S9500	Sheriff Federal Forfeiture-Treasury Funds	10,557	1,284	OVER 100%
S9600	Sheriff Federal Forfeiture-Non DEA	24,164	738	OVER 100%
S9700	Sheriff Federal Forfeiture-Justice Funds	20,220	464	OVER 100%
T0400	Public Health	9,666,584	12,591,244	76.77%
T0450	Public Health 1115 Waiver	6,076,778	11,300,000	53.78%
T0500	Section 125 Forfeitures	6,502	1,817	OVER 100%
T0600	Children's Home Fund	1,530	1,163	OVER 100%
T0700	Bail Bond Board	18,250	27,350	66.73%
T0800	TDPRS - Title IVE	32,103	498	OVER 100%
T0900	Constable Forfeiture	2,183	2,100	OVER 100%
T1000	Juvenile Probation District	19,222	20,600	93.31%
T1100	Unclaimed Juvenile Restitution	61	-	OVER 100%
T1300	Deferred Prosecution Program	66,760	73,800	90.46%
T2000	Historical Commission	33	15	OVER 100%
T2100	Historical Comm Archives	1,556	1,023	OVER 100%
T2300	Cemetery Fund	221	105	OVER 100%
T3000	DA - JPS Contract	283,478	377,971	75.00%
T3100	Emergency Services District #1	58,834	79,000	74.47%
T3300	CSCD Bond Supervision Unit	449,129	614,962	73.03%
T3400	Criminal Courts Drug Program	135,293	-	OVER 100%
T3700	Medical Examiner Conference Fund	292	139	OVER 100%
T4100	PMC Insured - 340B	3,510,900	4,801,127	73.13%

**TARRANT COUNTY, TEXAS
SPECIAL BUDGETS
FOR THE NINE (9) MONTHS ENDED 6/30/2017
BUDGET VERSUS ACTUAL (BUDGET BASIS) REVENUE**

<u>FUND #</u>	<u>FUND NAME</u>	<u>ACTUAL REVENUE</u>	<u>BUDGETED REVENUE</u>	<u>PERCENT COLLECTED</u>
T5200	Miscellaneous Donations-Juvenile Probation	6,733	7,110	94.69%
T5300	Tarrant County Disaster Relief Donations	157	-	OVER 100%
T5600	Miscellaneous Donations - Human Services	150,431	150,143	OVER 100%
T5640	Human Services - Reliant Energy	38,608	38,507	OVER 100%
T5642	Human Services - Cirro	13	6	OVER 100%
T5644	Human Svc - Stream	985	860	OVER 100%
T5646	Human Svc - Direct Energy	13,500	13,500	100.00%
T5700	Miscellaneous Donations-CPS	48,786	56,187	86.83%
T5800	Miscellaneous Donations-Health Dept	1,957	117	OVER 100%
T5960	Miscellaneous Donations-Veteran Court Program	540	-	OVER 100%
T6000	Miscellaneous Donations-Family Court	6,047	7,000	86.39%
T6100	Miscellaneous Donations-CRCG	369	58	OVER 100%
T6200	Miscellaneous Donations-Peace Officers Memorial	117	55	OVER 100%
T6500	ATTF Rental Assoc Donation	5	-	OVER 100%
T7000	Sheriff's Employee Recognition and Award	10,374	10,358	OVER 100%
T7100	Contract Elections	2,296,140	2,825,000	81.28%
T7300	Elections Chapter 19	25,750	-	OVER 100%

**TARRANT COUNTY, TEXAS
BUDGET REPORT
FOR THE NINE (9) MONTHS ENDED 6/30/2017**

	CURRENT MONTH EXPENDITURES	ENCUMBRANCES AND COMMITMENTS	TOTAL EXPENDITURES ENCUMBRANCES & COMMITMENTS	TOTAL BUDGET	UNEXPENDED BUDGET	% BUDGET USED
RECORDS PRESERVATION & AUTOMATION - FILINGS (21100)						
County Clerk	110,384.29	66,213.82	1,079,780.30	7,835,040.00	6,755,259.70	13.78%
FUND TOTAL	<u>\$ 110,384.29</u>	<u>\$ 66,213.82</u>	<u>\$ 1,079,780.30</u>	<u>\$ 7,835,040.00</u>	<u>\$ 6,755,259.70</u>	<u>13.78%</u>
RECORDS PRESERVATION & AUTOMATION - CONVICTIONS (21200)						
Information Technology	38,992.14	-	371,727.75	1,116,853.00	745,125.25	33.28%
FUND TOTAL	<u>\$ 38,992.14</u>	<u>\$ -</u>	<u>\$ 371,727.75</u>	<u>\$ 1,116,853.00</u>	<u>\$ 745,125.25</u>	<u>33.28%</u>
RECORDS PRESERVATION & RESTORATION (21300)						
County Clerk	73,037.14	55,236.48	667,771.57	6,626,103.00	5,958,331.43	10.08%
FUND TOTAL	<u>\$ 73,037.14</u>	<u>\$ 55,236.48</u>	<u>\$ 667,771.57</u>	<u>\$ 6,626,103.00</u>	<u>\$ 5,958,331.43</u>	<u>10.08%</u>
COURT RECORD PRESERVATION FUND (21400)						
Information Technology	-	-	-	878,732.00	878,732.00	0.00%
District Clerk	20,587.24	-	178,871.96	593,203.00	414,331.04	30.15%
FUND TOTAL	<u>\$ 20,587.24</u>	<u>\$ -</u>	<u>\$ 178,871.96</u>	<u>\$ 1,471,935.00</u>	<u>\$ 1,293,063.04</u>	<u>12.15%</u>
DISTRICT COURT RECORD TECHNOLOGY FUND (21500)						
District Clerk	16,235.82	-	144,518.01	1,013,659.00	869,140.99	14.26%
FUND TOTAL	<u>\$ 16,235.82</u>	<u>\$ -</u>	<u>\$ 144,518.01</u>	<u>\$ 1,013,659.00</u>	<u>\$ 869,140.99</u>	<u>14.26%</u>
COURTHOUSE SECURITY FUND (22100)						
Non-Departmental	51,608.68	-	441,435.49	560,000.00	118,564.51	78.83%
FUND TOTAL	<u>\$ 51,608.68</u>	<u>\$ -</u>	<u>\$ 441,435.49</u>	<u>\$ 560,000.00</u>	<u>\$ 118,564.51</u>	<u>78.83%</u>
CONSUMER HEALTH (22300)						
Public Health	77,727.19	7,656.58	771,852.99	1,545,774.00	773,921.01	49.93%
FUND TOTAL	<u>\$ 77,727.19</u>	<u>\$ 7,656.58</u>	<u>\$ 771,852.99</u>	<u>\$ 1,545,774.00</u>	<u>\$ 773,921.01</u>	<u>49.93%</u>
JUVENILE DELINQUENCY PREVENTION (22400)						
Facilities	-	-	-	2,256.00	2,256.00	0.00%
FUND TOTAL	<u>\$ -</u>	<u>\$ -</u>	<u>\$ -</u>	<u>\$ 2,256.00</u>	<u>\$ 2,256.00</u>	<u>0.00%</u>
ADRS (22500)						
Non-Departmental	33,998.25	-	260,529.58	1,174,677.00	914,147.42	22.18%
FUND TOTAL	<u>\$ 33,998.25</u>	<u>\$ -</u>	<u>\$ 260,529.58</u>	<u>\$ 1,174,677.00</u>	<u>\$ 914,147.42</u>	<u>22.18%</u>

**TARRANT COUNTY, TEXAS
BUDGET REPORT
FOR THE NINE (9) MONTHS ENDED 6/30/2017**

	<u>CURRENT MONTH EXPENDITURES</u>	<u>ENCUMBRANCES AND COMMITMENTS</u>	<u>TOTAL EXPENDITURES ENCUMBRANCES & COMMITMENTS</u>	<u>TOTAL BUDGET</u>	<u>UNEXPENDED BUDGET</u>	<u>% BUDGET USED</u>
PROBATE CONTRIBUTIONS FUND (22600)						
Probate Court 1	3,854.77	-	51,859.50	245,674.00	193,814.50	21.11%
Probate Court 2	-	-	37,324.22	106,311.00	68,986.78	35.11%
FUND TOTAL	<u>\$ 3,854.77</u>	<u>\$ -</u>	<u>\$ 89,183.72</u>	<u>\$ 351,985.00</u>	<u>\$ 262,801.28</u>	<u>25.34%</u>
JUSTICE COURT TECHNOLOGY (22700)						
Information Technology	-	170.00	6,056.38	134,808.00	128,751.62	4.49%
FUND TOTAL	<u>\$ -</u>	<u>\$ 170.00</u>	<u>\$ 6,056.38</u>	<u>\$ 134,808.00</u>	<u>\$ 128,751.62</u>	<u>4.49%</u>
JUSTICE COURT BLDG SECURITY (22800)						
Non-Departmental	622.43	-	5,219.30	6,200.00	980.70	84.18%
FUND TOTAL	<u>\$ 622.43</u>	<u>\$ -</u>	<u>\$ 5,219.30</u>	<u>\$ 6,200.00</u>	<u>\$ 980.70</u>	<u>84.18%</u>
CHILD ABUSE PREVENTION (22900)						
Non-Departmental	-	-	-	57,325.00	57,325.00	0.00%
FUND TOTAL	<u>\$ -</u>	<u>\$ -</u>	<u>\$ -</u>	<u>\$ 57,325.00</u>	<u>\$ 57,325.00</u>	<u>0.00%</u>
FAMILY PROTECTION (23000)						
Non-Departmental	-	-	-	87,897.00	87,897.00	0.00%
323RD District Court	-	-	103,220.54	104,000.00	779.46	99.25%
Public Assistance	-	-	-	100,000.00	100,000.00	0.00%
FUND TOTAL	<u>\$ -</u>	<u>\$ -</u>	<u>\$ 103,220.54</u>	<u>\$ 291,897.00</u>	<u>\$ 188,676.46</u>	<u>35.36%</u>
GUARDIANSHIP (23100)						
Non-Departmental	-	-	80,000.00	129,937.00	49,937.00	61.57%
FUND TOTAL	<u>\$ -</u>	<u>\$ -</u>	<u>\$ 80,000.00</u>	<u>\$ 129,937.00</u>	<u>\$ 49,937.00</u>	<u>61.57%</u>
DRUG & ALCOHOL COURT (23200)						
Community Supervision	10,955.88	-	66,763.30	83,000.00	16,236.70	80.44%
323RD District Court	16,370.09	81,850.45	98,220.54	368,204.00	269,983.46	26.68%
Criminal Court Administration	14,256.37	-	116,104.44	335,700.00	219,595.56	34.59%
FUND TOTAL	<u>\$ 41,582.34</u>	<u>\$ 81,850.45</u>	<u>\$ 281,088.28</u>	<u>\$ 786,904.00</u>	<u>\$ 505,815.72</u>	<u>35.72%</u>
COUNTY & DISTRICT COURT TECHNOLOGY FUND (23300)						
Information Technology	-	-	-	83,881.00	83,881.00	0.00%
FUND TOTAL	<u>\$ -</u>	<u>\$ -</u>	<u>\$ -</u>	<u>\$ 83,881.00</u>	<u>\$ 83,881.00</u>	<u>0.00%</u>
LAW LIBRARY (24100)						
Law Library	84,159.46	207,448.22	935,680.57	1,493,929.00	558,248.43	62.63%
Judicial Law Library	9,693.90	46,880.10	137,535.40	175,000.00	37,464.60	78.59%
FUND TOTAL	<u>\$ 93,853.36</u>	<u>\$ 254,328.32</u>	<u>\$ 1,073,215.97</u>	<u>\$ 1,668,929.00</u>	<u>\$ 595,713.03</u>	<u>64.31%</u>

**TARRANT COUNTY, TEXAS
BUDGET REPORT
FOR THE NINE (9) MONTHS ENDED 6/30/2017**

	CURRENT MONTH EXPENDITURES	ENCUMBRANCES AND COMMITMENTS	TOTAL EXPENDITURES ENCUMBRANCES & COMMITMENTS	TOTAL BUDGET	UNEXPENDED BUDGET	% BUDGET USED
EDUCATION FUND (24200)						
Sheriff	14,710.54	-	75,703.44	183,599.00	107,895.56	41.23%
Sheriff - Confinement	15,089.39	-	19,188.95	65,256.00	46,067.05	29.41%
Constable Precinct 1	1,350.00	-	1,749.00	3,344.00	1,595.00	52.30%
Constable Precinct 2	-	-	-	3,167.00	3,167.00	0.00%
Constable Precinct 3	-	-	300.00	2,171.00	1,871.00	13.82%
Constable Precinct 4	-	-	-	11,818.00	11,818.00	0.00%
Constable Precinct 5	-	-	-	3,478.00	3,478.00	0.00%
Constable Precinct 6	-	-	-	4,761.00	4,761.00	0.00%
Constable Precinct 7	-	-	-	5,798.00	5,798.00	0.00%
Constable Precinct 8	-	-	-	1,390.00	1,390.00	0.00%
Fire Marshal	966.65	-	966.65	1,587.00	620.35	60.91%
Probate Court 1	4,182.16	-	5,986.50	25,664.00	19,677.50	23.33%
Probate Court 2	-	-	8,975.30	25,673.00	16,697.70	34.96%
District Attorney	1,795.00	-	2,055.18	3,987.00	1,931.82	51.55%
FUND TOTAL	\$ 38,093.74	\$ -	\$ 114,925.02	\$ 341,693.00	\$ 226,767.98	33.63%
APPELLATE JUDICIAL SYSTEM (24300)						
Appeals Court	14,411.99	-	115,362.99	180,087.00	64,724.01	64.06%
FUND TOTAL	\$ 14,411.99	\$ -	\$ 115,362.99	\$ 180,087.00	\$ 64,724.01	64.06%
VEHICLE INVENTORY TAX (25100)						
Tax Assessor / Collector	5,390.54	12,544.52	64,041.41	641,446.00	577,404.59	9.98%
FUND TOTAL	\$ 5,390.54	\$ 12,544.52	\$ 64,041.41	\$ 641,446.00	\$ 577,404.59	9.98%
NON-DEBT CAPITAL (45100)						
County Judge	-	4,295.00	4,295.00	5,085.00	790.00	84.46%
Non-Departmental	-	-	1,508.70	8,030,106.00	8,028,597.30	0.02%
Budget/Risk Management	540.00	1,674.84	2,214.84	2,528.00	313.16	87.61%
Tax Assessor / Collector	6,826.41	6,533.93	37,178.04	118,040.00	80,861.96	31.50%
Information Technology	2,092,900.20	1,422,910.48	5,362,236.33	17,630,541.00	12,268,304.67	30.41%
Human Resources	-	-	2,989.47	4,640.00	1,650.53	64.43%
Purchasing	-	1,461.72	2,659.00	2,659.00	-	100.00%
Facilities	37,015.00	-	238,965.81	390,765.00	151,799.19	61.15%
Sheriff	103.00	5,834.00	147,258.75	401,725.00	254,466.25	36.66%
Sheriff - Confinement	353.19	-	26,289.62	26,372.00	82.38	99.69%
Constable Precinct 1	-	-	-	395.00	395.00	0.00%
Constable Precinct 2	-	-	-	950.00	950.00	0.00%
Constable Precinct 3	-	-	2,530.91	7,624.00	5,093.09	33.20%
Medical Examiner	-	-	199,398.46	231,700.00	32,301.54	86.06%
Community Supervision	-	-	-	5,000.00	5,000.00	0.00%
Juvenile Services	2,377.67	3,524.36	16,162.45	33,275.00	17,112.55	48.57%
Pretrial Services	-	-	5,085.00	36,500.00	31,415.00	13.93%
Buildings	303,236.58	14,569,702.33	30,550,239.30	54,429,329.00	23,879,089.70	56.13%
348TH District Court	997.23	-	997.23	1,000.00	2.77	99.72%
Criminal District Court 1	-	330.76	330.76	586.00	255.24	56.44%
213TH District Court	-	-	-	2,400.00	2,400.00	0.00%
Magistrate Court	-	-	198.74	2,500.00	2,301.26	7.95%
325TH District Court	-	373.00	373.00	373.00	-	100.00%
Criminal Court Administration	-	3,041.24	4,236.67	19,490.00	15,253.33	21.74%
Grand Jury	-	-	-	1,000.00	1,000.00	0.00%
Criminal Attorney Appointment	-	-	271.98	1,000.00	728.02	27.20%
Criminal Mental Health Court	-	-	-	1,000.00	1,000.00	0.00%
County Criminal Court 5	-	-	-	500.00	500.00	0.00%
County Criminal Court 7	-	-	723.29	953.00	229.71	75.90%
Probate Court 2	-	-	6,485.52	8,222.00	1,736.48	78.88%
Justice of the Peace Pct 1	-	-	-	720.00	720.00	0.00%
Justice of the Peace Pct 8	-	-	-	3,600.00	3,600.00	0.00%

**TARRANT COUNTY, TEXAS
BUDGET REPORT
FOR THE NINE (9) MONTHS ENDED 6/30/2017**

	<u>CURRENT MONTH EXPENDITURES</u>	<u>ENCUMBRANCES AND COMMITMENTS</u>	<u>TOTAL EXPENDITURES ENCUMBRANCES & COMMITMENTS</u>	<u>TOTAL BUDGET</u>	<u>UNEXPENDED BUDGET</u>	<u>% BUDGET USED</u>
NON-DEBT CAPITAL (45100) (cont'd)						
District Attorney	-	-	422.90	500.00	77.10	84.58%
District Clerk	-	-	36,766.54	38,666.00	1,899.46	95.09%
County Clerk	1,737.19	-	1,737.19	4,030.00	2,292.81	43.11%
Domestic Relations	-	-	4,400.09	4,426.00	25.91	99.41%
Courts / Judiciary	-	-	-	23,361.00	23,361.00	0.00%
Human Services	-	-	6,774.49	7,390.00	615.51	91.67%
Texas AgriLife Extension	249.99	-	249.99	300.00	50.01	83.33%
Veterans Services	-	-	1,072.26	3,000.00	1,927.74	35.74%
Commissioner Precinct 1	7,992.21	216,781.42	343,436.63	3,040,230.00	2,696,793.37	11.30%
Commissioner Precinct 2	(531.36)	341,992.71	398,951.13	615,682.00	216,730.87	64.80%
Commissioner Precinct 3	-	582,800.27	600,048.20	917,108.00	317,059.80	65.43%
Commissioner Precinct 4	457,764.58	176.77	882,097.21	1,246,124.00	364,026.79	70.79%
Transportation	171,504.89	279,847.45	1,727,774.14	1,816,525.00	88,750.86	95.11%
FUND TOTAL	<u>\$ 3,083,066.78</u>	<u>\$ 17,441,280.28</u>	<u>\$ 40,616,359.64</u>	<u>\$ 89,117,920.00</u>	<u>\$ 48,501,560.36</u>	<u>45.58%</u>
2006 BOND ELECTION-BUILDINGS (47600)						
Non-Departmental Buildings	715,574.55	4,247,523.36	626.80 6,299,882.16	1,495,321.00 45,160,197.00	1,494,694.20 38,860,314.84	0.04% 13.95%
FUND TOTAL	<u>\$ 715,574.55</u>	<u>\$ 4,247,523.36</u>	<u>\$ 6,300,508.96</u>	<u>\$ 46,655,518.00</u>	<u>\$ 40,355,009.04</u>	<u>13.50%</u>
2006 BOND ELECTION-TRANSPORTATION (47700)						
Non-Departmental Transportation	2,102,325.75	2,305,860.34	1,424.50 4,459,720.75	1,020,152.00 64,169,212.00	1,018,727.50 59,709,491.25	0.14% 6.95%
FUND TOTAL	<u>\$ 2,102,325.75</u>	<u>\$ 2,305,860.34</u>	<u>\$ 4,461,145.25</u>	<u>\$ 65,189,364.00</u>	<u>\$ 60,728,218.75</u>	<u>6.84%</u>
RESOURCE CONNECTION (51100)						
Non-Departmental Resource Connection	235,338.65	250,169.36	- 2,491,764.17	436,732.00 3,689,743.00	436,732.00 1,197,978.83	0.00% 67.53%
FUND TOTAL	<u>\$ 235,338.65</u>	<u>\$ 250,169.36</u>	<u>\$ 2,491,764.17</u>	<u>\$ 4,126,475.00</u>	<u>\$ 1,634,710.83</u>	<u>60.38%</u>
OIL & GAS ROYALTY (51200)						
Resource Connection	35,425.00	71,132.19	227,327.19	1,260,525.00	1,033,197.81	18.03%
FUND TOTAL	<u>\$ 35,425.00</u>	<u>\$ 71,132.19</u>	<u>\$ 227,327.19</u>	<u>\$ 1,260,525.00</u>	<u>\$ 1,033,197.81</u>	<u>18.03%</u>
SELF INSURANCE (61500)						
Self Insurance	13,137.08	4,841.25	283,951.04	1,526,506.00	1,242,554.96	18.60%
FUND TOTAL	<u>\$ 13,137.08</u>	<u>\$ 4,841.25</u>	<u>\$ 283,951.04</u>	<u>\$ 1,526,506.00</u>	<u>\$ 1,242,554.96</u>	<u>18.60%</u>
WORKERS COMPENSATION (61900)						
Self Insurance	277,183.42	-	2,195,787.79	4,904,516.00	2,708,728.21	44.77%
FUND TOTAL	<u>\$ 277,183.42</u>	<u>\$ -</u>	<u>\$ 2,195,787.79</u>	<u>\$ 4,904,516.00</u>	<u>\$ 2,708,728.21</u>	<u>44.77%</u>
COUNTY CLERK PROFESSIONAL LIABILITY (62100)						
County Clerk	-	-	4,673.93	682,810.00	678,136.07	0.68%
FUND TOTAL	<u>\$ -</u>	<u>\$ -</u>	<u>\$ 4,673.93</u>	<u>\$ 682,810.00</u>	<u>\$ 678,136.07</u>	<u>0.68%</u>

**TARRANT COUNTY, TEXAS
BUDGET REPORT
FOR THE NINE (9) MONTHS ENDED 6/30/2017**

	<u>CURRENT MONTH EXPENDITURES</u>	<u>ENCUMBRANCES AND COMMITMENTS</u>	<u>TOTAL EXPENDITURES ENCUMBRANCES & COMMITMENTS</u>	<u>TOTAL BUDGET</u>	<u>UNEXPENDED BUDGET</u>	<u>% BUDGET USED</u>
DISTRICT CLERK PROFESSIONAL LIABILITY (62200)						
District Clerk	10,603.39	20,975.23	60,000.00	643,967.00	583,967.00	9.32%
FUND TOTAL	<u>\$ 10,603.39</u>	<u>\$ 20,975.23</u>	<u>\$ 60,000.00</u>	<u>\$ 643,967.00</u>	<u>\$ 583,967.00</u>	<u>9.32%</u>
EMPLOYEE INSURANCE (65100)						
Non-Departmental	48,929.00	146,787.00	581,097.01	12,646,000.00	12,064,902.99	4.60%
Self Insurance	5,589,549.73	-	56,653,224.04	73,782,285.00	17,129,060.96	76.78%
FUND TOTAL	<u>\$ 5,638,478.73</u>	<u>\$ 146,787.00</u>	<u>\$ 57,234,321.05</u>	<u>\$ 86,428,285.00</u>	<u>\$ 29,193,963.95</u>	<u>66.22%</u>
DISTRICT ATTORNEY RESTITUTION COLLECTION FEE (D6200)						
District Attorney	1,022.30	-	1,022.30	12,537.00	11,514.70	8.15%
FUND TOTAL	<u>\$ 1,022.30</u>	<u>\$ -</u>	<u>\$ 1,022.30</u>	<u>\$ 12,537.00</u>	<u>\$ 11,514.70</u>	<u>8.15%</u>
DISTRICT ATTORNEY NON-DRUG FORFEITURES (D8300)						
District Attorney	300.00	-	142,750.07	413,477.00	270,726.93	34.52%
FUND TOTAL	<u>\$ 300.00</u>	<u>\$ -</u>	<u>\$ 142,750.07</u>	<u>\$ 413,477.00</u>	<u>\$ 270,726.93</u>	<u>34.52%</u>
DISTRICT ATTORNEY LAW ENFORCEMENT (D8700)						
Facilities	-	36,511.85	36,511.85	80,000.00	43,488.15	45.64%
Sheriff	-	-	-	31,888.00	31,888.00	0.00%
District Attorney	29,684.82	13,669.93	92,313.74	642,164.00	549,850.26	14.38%
FUND TOTAL	<u>\$ 29,684.82</u>	<u>\$ 50,181.78</u>	<u>\$ 128,825.59</u>	<u>\$ 754,052.00</u>	<u>\$ 625,226.41</u>	<u>17.08%</u>
8TH ADMIN JUDICIAL REGION (G1100)						
8th Admin Judicial Region	8,990.65	-	81,458.87	106,538.00	25,079.13	76.46%
FUND TOTAL	<u>\$ 8,990.65</u>	<u>\$ -</u>	<u>\$ 81,458.87</u>	<u>\$ 106,538.00</u>	<u>\$ 25,079.13</u>	<u>76.46%</u>
SHERIFFS INMATE COMMISSARY (S8700)						
Sheriff - Confinement	192,971.37	163,580.35	1,121,241.94	4,647,758.00	3,526,516.06	24.12%
FUND TOTAL	<u>\$ 192,971.37</u>	<u>\$ 163,580.35</u>	<u>\$ 1,121,241.94</u>	<u>\$ 4,647,758.00</u>	<u>\$ 3,526,516.06</u>	<u>24.12%</u>
COMBINED NARCOTICS ENFORCEMENT TEAM (S9300)						
Sheriff	9,888.47	5,774.83	89,494.91	409,143.00	319,648.09	21.87%
FUND TOTAL	<u>\$ 9,888.47</u>	<u>\$ 5,774.83</u>	<u>\$ 89,494.91</u>	<u>\$ 409,143.00</u>	<u>\$ 319,648.09</u>	<u>21.87%</u>
SHERIFF FEDERAL FORFEITURE-TREASURY (S9500)						
Sheriff	8,972.26	665.00	20,049.94	467,910.00	447,860.06	4.28%
FUND TOTAL	<u>\$ 8,972.26</u>	<u>\$ 665.00</u>	<u>\$ 20,049.94</u>	<u>\$ 467,910.00</u>	<u>\$ 447,860.06</u>	<u>4.28%</u>
SHERIFF FEDERAL FORFEITURE-NON DEA (S9600)						
Sheriff	6,825.00	7,265.00	14,802.00	189,169.00	174,367.00	7.82%
FUND TOTAL	<u>\$ 6,825.00</u>	<u>\$ 7,265.00</u>	<u>\$ 14,802.00</u>	<u>\$ 189,169.00</u>	<u>\$ 174,367.00</u>	<u>7.82%</u>

**TARRANT COUNTY, TEXAS
BUDGET REPORT
FOR THE NINE (9) MONTHS ENDED 6/30/2017**

	<u>CURRENT MONTH EXPENDITURES</u>	<u>ENCUMBRANCES AND COMMITMENTS</u>	<u>TOTAL EXPENDITURES ENCUMBRANCES & COMMITMENTS</u>	<u>TOTAL BUDGET</u>	<u>UNEXPENDED BUDGET</u>	<u>% BUDGET USED</u>
SHERIFF FEDERAL FORFEITURE-JUSTICE (\$9700)						
Sheriff	536.89	-	5,709.00	149,622.00	143,913.00	3.82%
FUND TOTAL	<u>\$ 536.89</u>	<u>\$ -</u>	<u>\$ 5,709.00</u>	<u>\$ 149,622.00</u>	<u>\$ 143,913.00</u>	<u>3.82%</u>
PUBLIC HEALTH (T0400)						
T0400-2017 Public Health						
Buildings	20,918.07	387.00	87,335.41	162,398.00	75,062.59	53.78%
Public Health	891,214.11	258,726.17	8,284,195.97	13,061,355.00	4,777,159.03	63.43%
T0410-2017 Public Health - Cash Match						
Public Health	105,474.11	-	362,654.21	517,701.00	155,046.79	70.05%
T0420-2017 Public Health-Op Sub						
Public Health	18,069.12	-	417,920.64	1,237,760.00	819,839.36	33.76%
T0450-2017 Public Health 1115 Wavier						
Non-Departmental	-	-	549,630.00	12,318,361.00	11,768,731.00	4.46%
Buildings	12,243.58	4,044.15	39,340.59	56,395.00	17,054.41	69.76%
Public Health	242,037.49	238,052.82	5,446,489.01	10,756,997.00	5,310,507.99	50.63%
FUND TOTAL	<u>\$ 1,289,956.48</u>	<u>\$ 501,210.14</u>	<u>\$ 15,187,565.83</u>	<u>\$ 38,110,967.00</u>	<u>\$ 22,923,401.17</u>	<u>39.85%</u>
SECTION 125 FORFEITURES (T0500)						
Self Insurance	26,048.46	13,387.61	56,973.00	792,023.00	735,050.00	7.19%
FUND TOTAL	<u>\$ 26,048.46</u>	<u>\$ 13,387.61</u>	<u>\$ 56,973.00</u>	<u>\$ 792,023.00</u>	<u>\$ 735,050.00</u>	<u>7.19%</u>
CHILDREN'S HOME FUND (T0600)						
Juvenile Services	-	-	-	61,688.00	61,688.00	0.00%
FUND TOTAL	<u>\$ -</u>	<u>\$ -</u>	<u>\$ -</u>	<u>\$ 61,688.00</u>	<u>\$ 61,688.00</u>	<u>0.00%</u>
BAIL BOND BOARD (T0700)						
Non-Departmental	2,180.00	-	5,285.00	28,350.00	23,065.00	18.64%
FUND TOTAL	<u>\$ 2,180.00</u>	<u>\$ -</u>	<u>\$ 5,285.00</u>	<u>\$ 28,350.00</u>	<u>\$ 23,065.00</u>	<u>18.64%</u>
TDRPS - TITLE IVE (T0800)						
Child Protective Services	1,853.14	968.02	20,789.38	135,618.00	114,828.62	15.33%
FUND TOTAL	<u>\$ 1,853.14</u>	<u>\$ 968.02</u>	<u>\$ 20,789.38</u>	<u>\$ 135,618.00</u>	<u>\$ 114,828.62</u>	<u>15.33%</u>
CONSTABLE FORFEITURE (T0900)						
Constable Precinct 7	-	3,480.00	3,480.00	11,817.00	8,337.00	29.45%
FUND TOTAL	<u>\$ -</u>	<u>\$ 3,480.00</u>	<u>\$ 3,480.00</u>	<u>\$ 11,817.00</u>	<u>\$ 8,337.00</u>	<u>29.45%</u>
JUVENILE PROBATION DISTRICT (T1000)						
Juvenile Services	3,077.19	-	9,701.86	201,081.00	191,379.14	4.82%
FUND TOTAL	<u>\$ 3,077.19</u>	<u>\$ -</u>	<u>\$ 9,701.86</u>	<u>\$ 201,081.00</u>	<u>\$ 191,379.14</u>	<u>4.82%</u>

**TARRANT COUNTY, TEXAS
BUDGET REPORT
FOR THE NINE (9) MONTHS ENDED 6/30/2017**

	<u>CURRENT MONTH EXPENDITURES</u>	<u>ENCUMBRANCES AND COMMITMENTS</u>	<u>TOTAL EXPENDITURES ENCUMBRANCES & COMMITMENTS</u>	<u>TOTAL BUDGET</u>	<u>UNEXPENDED BUDGET</u>	<u>% BUDGET USED</u>
UNCLAIMED JUVENILE RESTITUTION (T1100)						
Juvenile Services	-	-	-	10,556.00	10,556.00	0.00%
FUND TOTAL	<u>\$ -</u>	<u>\$ -</u>	<u>\$ -</u>	<u>\$ 10,556.00</u>	<u>\$ 10,556.00</u>	<u>0.00%</u>
DEFERRED PROSECUTION (T1300)						
District Attorney	12,310.00	-	66,760.00	73,800.00	7,040.00	90.46%
FUND TOTAL	<u>\$ 12,310.00</u>	<u>\$ -</u>	<u>\$ 66,760.00</u>	<u>\$ 73,800.00</u>	<u>\$ 7,040.00</u>	<u>90.46%</u>
HISTORICAL COMMISSION (T2000)						
Historical Commission	-	-	-	5,718.00	5,718.00	0.00%
FUND TOTAL	<u>\$ -</u>	<u>\$ -</u>	<u>\$ -</u>	<u>\$ 5,718.00</u>	<u>\$ 5,718.00</u>	<u>0.00%</u>
HISTORICAL COMMISSION ARCHIVES (T2100)						
Historical Commission	-	-	-	9,941.00	9,941.00	0.00%
FUND TOTAL	<u>\$ -</u>	<u>\$ -</u>	<u>\$ -</u>	<u>\$ 9,941.00</u>	<u>\$ 9,941.00</u>	<u>0.00%</u>
CEMETERY FUND (T2300)						
Historical Commission	-	-	-	25,033.00	25,033.00	0.00%
FUND TOTAL	<u>\$ -</u>	<u>\$ -</u>	<u>\$ -</u>	<u>\$ 25,033.00</u>	<u>\$ 25,033.00</u>	<u>0.00%</u>
DISTRICT ATTORNEY JPS CONTRACT (T3000)						
District Attorney	31,383.27	-	278,175.80	377,971.00	99,795.20	73.60%
FUND TOTAL	<u>\$ 31,383.27</u>	<u>\$ -</u>	<u>\$ 278,175.80</u>	<u>\$ 377,971.00</u>	<u>\$ 99,795.20</u>	<u>73.60%</u>
EMERGENCY SERVICES DISTRICT (T3100)						
Fire Marshal	6,692.00	-	58,834.17	79,000.00	20,165.83	74.47%
FUND TOTAL	<u>\$ 6,692.00</u>	<u>\$ -</u>	<u>\$ 58,834.17</u>	<u>\$ 79,000.00</u>	<u>\$ 20,165.83</u>	<u>74.47%</u>
CSCD BOND SUPERVISION UNIT (T3300)						
Community Supervision	51,592.13	-	449,128.68	614,962.00	165,833.32	73.03%
FUND TOTAL	<u>\$ 51,592.13</u>	<u>\$ -</u>	<u>\$ 449,128.68</u>	<u>\$ 614,962.00</u>	<u>\$ 165,833.32</u>	<u>73.03%</u>
CRIMINAL COURTS DRUG PROGRAM (T3400)						
Criminal Court Administration	5,646.15	-	58,443.59	189,698.00	131,254.41	30.81%
FUND TOTAL	<u>\$ 5,646.15</u>	<u>\$ -</u>	<u>\$ 58,443.59</u>	<u>\$ 189,698.00</u>	<u>\$ 131,254.41</u>	<u>30.81%</u>
MEDICAL EXAMINER CONFERENCE (T3700)						
Medical Examiner	-	828.40	951.97	50,316.00	49,364.03	1.89%
FUND TOTAL	<u>\$ -</u>	<u>\$ 828.40</u>	<u>\$ 951.97</u>	<u>\$ 50,316.00</u>	<u>\$ 49,364.03</u>	<u>1.89%</u>

TARRANT COUNTY, TEXAS
BUDGET REPORT
FOR THE NINE (9) MONTHS ENDED 6/30/2017

	CURRENT MONTH EXPENDITURES	ENCUMBRANCES AND COMMITMENTS	TOTAL EXPENDITURES ENCUMBRANCES & COMMITMENTS	TOTAL BUDGET	UNEXPENDED BUDGET	% BUDGET USED
INMATE REINTEGRATION PROGRAM (T3900)						
Non-Departmental	-	-	-	131.00	131.00	0.00%
FUND TOTAL	<u>\$ -</u>	<u>\$ -</u>	<u>\$ -</u>	<u>\$ 131.00</u>	<u>\$ 131.00</u>	<u>0.00%</u>
PMC INSURED - 340B (T4100)						
Public Health	1,058,019.72	222,086.34	3,151,357.75	5,551,127.00	2,399,769.25	56.77%
FUND TOTAL	<u>\$ 1,058,019.72</u>	<u>\$ 222,086.34</u>	<u>\$ 3,151,357.75</u>	<u>\$ 5,551,127.00</u>	<u>\$ 2,399,769.25</u>	<u>56.77%</u>
MISCELLANEOUS DONATIONS - JUVENILE PROBATION (T5200)						
Juvenile Services	3,566.24	2,084.27	12,774.16	37,775.00	25,000.84	33.82%
FUND TOTAL	<u>\$ 3,566.24</u>	<u>\$ 2,084.27</u>	<u>\$ 12,774.16</u>	<u>\$ 37,775.00</u>	<u>\$ 25,000.84</u>	<u>33.82%</u>
MISCELLANEOUS DONATIONS - HUMAN SERVICES-TXU (T5600)						
Human Services	21,458.27	-	219,978.28	237,623.00	17,644.72	92.57%
FUND TOTAL	<u>\$ 21,458.27</u>	<u>\$ -</u>	<u>\$ 219,978.28</u>	<u>\$ 237,623.00</u>	<u>\$ 17,644.72</u>	<u>92.57%</u>
MISCELLANEOUS DONATIONS - HUMAN SERVICES-RELIANT (T5640)						
Human Services	3,486.35	-	32,630.65	51,507.00	18,876.35	63.35%
FUND TOTAL	<u>\$ 3,486.35</u>	<u>\$ -</u>	<u>\$ 32,630.65</u>	<u>\$ 51,507.00</u>	<u>\$ 18,876.35</u>	<u>63.35%</u>
MISCELLANEOUS DONATIONS - HUMAN SERVICES-CIRRO (T5642)						
Human Services	-	-	-	2,225.00	2,225.00	0.00%
FUND TOTAL	<u>\$ -</u>	<u>\$ -</u>	<u>\$ -</u>	<u>\$ 2,225.00</u>	<u>\$ 2,225.00</u>	<u>0.00%</u>
HUMAN SERVICES-STREAM (T5644)						
Human Services	-	-	365.49	860.00	494.51	42.50%
FUND TOTAL	<u>\$ -</u>	<u>\$ -</u>	<u>\$ 365.49</u>	<u>\$ 860.00</u>	<u>\$ 494.51</u>	<u>42.50%</u>
HUMAN SERVICES-DIRECT ENERGY (T5646)						
Human Services	1,413.16	-	22,313.53	35,000.00	12,686.47	63.75%
FUND TOTAL	<u>\$ 1,413.16</u>	<u>\$ -</u>	<u>\$ 22,313.53</u>	<u>\$ 35,000.00</u>	<u>\$ 12,686.47</u>	<u>63.75%</u>
MISCELLANEOUS DONATIONS - CPS (T5700)						
Child Protective Services	2,346.00	2,516.44	24,605.39	98,402.00	73,796.61	25.00%
FUND TOTAL	<u>\$ 2,346.00</u>	<u>\$ 2,516.44</u>	<u>\$ 24,605.39</u>	<u>\$ 98,402.00</u>	<u>\$ 73,796.61</u>	<u>25.00%</u>
MISCELLANEOUS DONATIONS - HEALTH DEPT (T5800)						
Public Health	-	-	2,802.63	32,382.00	29,579.37	8.65%
FUND TOTAL	<u>\$ -</u>	<u>\$ -</u>	<u>\$ 2,802.63</u>	<u>\$ 32,382.00</u>	<u>\$ 29,579.37</u>	<u>8.65%</u>

**TARRANT COUNTY, TEXAS
BUDGET REPORT
FOR THE NINE (9) MONTHS ENDED 6/30/2017**

	<u>CURRENT MONTH EXPENDITURES</u>	<u>ENCUMBRANCES AND COMMITMENTS</u>	<u>TOTAL EXPENDITURES ENCUMBRANCES & COMMITMENTS</u>	<u>TOTAL BUDGET</u>	<u>UNEXPENDED BUDGET</u>	<u>% BUDGET USED</u>
MISCELLANEOUS DONATIONS - FAMILY COURT SERVICES (T6000)						
Domestic Relations	-	-	3,800.20	7,000.00	3,199.80	54.29%
FUND TOTAL	<u>\$ -</u>	<u>\$ -</u>	<u>\$ 3,800.20</u>	<u>\$ 7,000.00</u>	<u>\$ 3,199.80</u>	<u>54.29%</u>
MISCELLANEOUS DONATIONS - CRCG (T6100)						
Public Assistance	1,319.00	-	8,177.08	66,197.00	58,019.92	12.35%
FUND TOTAL	<u>\$ 1,319.00</u>	<u>\$ -</u>	<u>\$ 8,177.08</u>	<u>\$ 66,197.00</u>	<u>\$ 58,019.92</u>	<u>12.35%</u>
MISCELLANEOUS DONATIONS - PEACE OFFICERS MEMORIAL (T6200)						
Peace Officers Memorial	-	-	-	20,540.00	20,540.00	0.00%
FUND TOTAL	<u>\$ -</u>	<u>\$ -</u>	<u>\$ -</u>	<u>\$ 20,540.00</u>	<u>\$ 20,540.00</u>	<u>0.00%</u>
ATTF RENTAL ASSOC DONATION (T6500)						
Sheriff	-	-	-	760.00	760.00	0.00%
FUND TOTAL	<u>\$ -</u>	<u>\$ -</u>	<u>\$ -</u>	<u>\$ 760.00</u>	<u>\$ 760.00</u>	<u>0.00%</u>
SHERIFF'S EMPLOYEE RECOGNITION AND AWARD (T7000)						
Sheriff	-	-	1,183.45	10,358.00	9,174.55	11.43%
FUND TOTAL	<u>\$ -</u>	<u>\$ -</u>	<u>\$ 1,183.45</u>	<u>\$ 10,358.00</u>	<u>\$ 9,174.55</u>	<u>11.43%</u>
CONTRACT ELECTIONS (T7100)						
Elections Administration	196,226.94	14,708.55	2,235,823.36	3,241,226.00	1,005,402.64	68.98%
FUND TOTAL	<u>\$ 196,226.94</u>	<u>\$ 14,708.55</u>	<u>\$ 2,235,823.36</u>	<u>\$ 3,241,226.00</u>	<u>\$ 1,005,402.64</u>	<u>68.98%</u>
ELECTIONS CHAPTER 19 (T7300)						
Elections Administration	4,123.11	-	31,335.61	422,089.00	390,753.39	7.42%
FUND TOTAL	<u>\$ 4,123.11</u>	<u>\$ -</u>	<u>\$ 31,335.61</u>	<u>\$ 422,089.00</u>	<u>\$ 390,753.39</u>	<u>7.42%</u>



TARRANT COUNTY
FEE OFFICE ACCOUNTS



TARRANT COUNTY, TEXAS
FEE OFFICE ACCOUNTS
COMBINED SCHEDULE OF CASH RECEIPTS AND DISBURSEMENTS
FOR THE NINE (9) MONTHS ENDED 6/30/2017

<u>COMBINED (1)</u>		<u>TAX ASSESSOR / COLLECTOR</u>	<u>DISTRICT CLERK</u>	<u>COUNTY CLERK</u>
	CASH RECEIPTS			
	GENERAL:			
\$427,935,133	County Fees	\$397,298,663	\$7,373,691	\$12,972,910
354,219,308	State Fees	348,418,164	2,685,836	2,242,449
3,149,649,986	Other	3,147,922,102	817,155	910,729
<u>45,798,626</u>	TRUST	<u>0</u>	<u>9,250,020</u>	<u>14,885,615</u>
3,977,603,053	TOTAL CASH RECEIPTS	3,893,638,929	20,126,702	31,011,703
	CASH DISBURSEMENTS			
	GENERAL:			
426,796,275	County Fees	397,506,828	5,725,546	13,484,937
361,065,452	State Fees	353,507,441	4,484,853	2,200,299
3,156,497,974	Other	3,155,530,191	490,595	453,621
<u>51,197,311</u>	TRUST	<u>0</u>	<u>11,161,557</u>	<u>18,184,268</u>
<u>3,995,557,012</u>	TOTAL CASH DISBURSEMENTS	<u>3,906,544,460</u>	<u>21,862,551</u>	<u>34,323,125</u>
(17,953,959)	EXCESS (DEFICIT) RECEIPTS OVER DISBURSEMENTS	(12,905,531)	(1,735,849)	(3,311,422)
	CASH AND INVESTMENTS:			
<u>115,744,441</u>	BEGINNING	<u>43,552,719</u>	<u>24,289,026</u>	<u>41,209,338</u>
<u>\$97,790,482</u>	ENDING	<u>\$30,647,188</u>	<u>\$22,553,177</u>	<u>\$37,897,916</u>
	<u>FEE OFFICE AGENCY FUND</u>			
\$34,936,213	CASH AND INVESTMENTS			
<u>62,854,269</u>	RESTRICTED ASSETS			
<u>\$97,790,482</u>	TOTAL			

NOTE: Inter-office eliminations not made. Cash receipts and disbursements in one office may also be included in another office.

(1) Activity reported represents eight months ended May 31, 2017 for all fee offices other than the Public Probate Administrator Fund which is thru June 30, 2017.

<u>SHERIFF</u>	<u>COMMUNITY SUPERVISION & CORRECTIONS</u>	<u>DISTRICT ATTORNEY</u>	<u>CONSTABLES</u>	<u>JUSTICES OF THE PEACE</u>	<u>OTHER</u>
\$2,706,982	\$0	\$0	\$470,288	\$3,458,399	\$3,654,200
0	0	0	0	872,859	0
0	0	0	0	0	0
<u>4,884,467</u>	<u>8,158,237</u>	<u>1,059,128</u>	<u>7,328,054</u>	<u>233,105</u>	<u>0</u>
7,591,449	8,158,237	1,059,128	7,798,342	4,564,363	3,654,200
2,652,134	0	0	470,288	3,436,513	3,520,029
0	0	0	0	872,859	0
0	0	0	0	0	23,567
<u>4,955,648</u>	<u>8,207,844</u>	<u>1,134,592</u>	<u>7,323,646</u>	<u>229,756</u>	<u>0</u>
<u>7,607,782</u>	<u>8,207,844</u>	<u>1,134,592</u>	<u>7,793,934</u>	<u>4,539,128</u>	<u>3,543,596</u>
(16,333)	(49,607)	(75,464)	4,408	25,235	110,604
<u>5,174,243</u>	<u>747,204</u>	<u>199,542</u>	<u>0</u>	<u>473,574</u>	<u>98,795</u>
<u>\$5,157,910</u>	<u>\$697,597</u>	<u>\$124,078</u>	<u>\$4,408</u>	<u>\$498,809</u>	<u>\$209,399</u>

TARRANT COUNTY, TEXAS
CONSTABLE ACCOUNTS
COMBINING SCHEDULE OF CASH RECEIPTS AND DISBURSEMENTS
FOR THE NINE (9) MONTHS ENDED 6/30/2017

<u>COMBINED (1)</u>		<u>PRECINCT ONE</u>	<u>PRECINCT TWO</u>	<u>PRECINCT THREE</u>
	CASH RECEIPTS			
	GENERAL:			
\$470,288	County Fees	\$34,317	\$36,228	\$236,896
0	State Fees	0	0	0
0	Other	0	0	0
<u>7,328,054</u>	TRUST	<u>7,899</u>	<u>43,320</u>	<u>6,967,476</u>
7,798,342	TOTAL CASH RECEIPTS	42,216	79,548	7,204,372
	CASH DISBURSEMENTS			
	GENERAL:			
470,288	County Fees	34,317	36,228	236,896
0	State Fees	0	0	0
0	Other	0	0	0
<u>7,323,646</u>	TRUST	<u>7,899</u>	<u>43,320</u>	<u>6,967,476</u>
<u>7,793,934</u>	TOTAL CASH DISBURSEMENTS	<u>42,216</u>	<u>79,548</u>	<u>7,204,372</u>
4,408	EXCESS (DEFICIT) RECEIPTS OVER DISBURSEMENTS	0	0	0
	CASH AND INVESTMENTS:			
<u>0</u>	BEGINNING	<u>0</u>	<u>0</u>	<u>0</u>
<u>\$4,408</u>	ENDING	<u>\$0</u>	<u>\$0</u>	<u>\$0</u>

NOTE: Inter-office eliminations not made. Cash receipts and disbursements in one office may also be included in another office.

(1) Activity reported represents eight months ended May 31, 2017 unless otherwise stated in the accompanying notes to the combined financial statements.

PRECINCT FOUR	PRECINCT FIVE	PRECINCT SIX	PRECINCT SEVEN	PRECINCT EIGHT
\$35,526	\$19,538	\$27,892	\$49,696	\$30,195
0	0	0	0	0
0	0	0	0	0
195,109	0	451	80,691	33,108
230,635	19,538	28,343	130,387	63,303
35,526	19,538	27,892	49,696	30,195
0	0	0	0	0
0	0	0	0	0
190,701	0	451	80,691	33,108
226,227	19,538	28,343	130,387	63,303
4,408	0	0	0	0
0	0	0	0	0
\$4,408	\$0	\$0	\$0	\$0

TARRANT COUNTY, TEXAS
JUSTICE OF THE PEACE ACCOUNTS
COMBINING SCHEDULE OF CASH RECEIPTS AND DISBURSEMENTS
FOR THE NINE (9) MONTHS ENDED 6/30/2017

<u>COMBINED (1)</u>		<u>PRECINCT ONE</u>	<u>PRECINCT TWO</u>	<u>PRECINCT THREE</u>
	CASH RECEIPTS			
	GENERAL:			
\$3,458,399	County Fees	\$462,398	\$525,737	\$342,840
872,859	State Fees	74,357	86,374	73,495
0	Other	0	0	0
<u>233,105</u>	TRUST	<u>22,212</u>	<u>41,514</u>	<u>36,721</u>
4,564,363	TOTAL CASH RECEIPTS	558,967	653,625	453,056
	CASH DISBURSEMENTS			
	GENERAL:			
3,436,513	County Fees	468,286	523,138	345,642
872,859	State Fees	74,357	86,374	73,495
0	Other	0	0	0
<u>229,756</u>	TRUST	<u>21,613</u>	<u>34,247</u>	<u>40,051</u>
<u>4,539,128</u>	TOTAL CASH DISBURSEMENTS	<u>564,256</u>	<u>643,759</u>	<u>459,188</u>
25,235	EXCESS (DEFICIT) RECEIPTS OVER DISBURSEMENTS	(5,289)	9,866	(6,132)
	CASH AND INVESTMENTS:			
<u>473,574</u>	BEGINNING	<u>58,334</u>	<u>75,476</u>	<u>53,281</u>
<u>\$498,809</u>	ENDING	<u>\$53,045</u>	<u>\$85,342</u>	<u>\$47,149</u>

NOTE: Inter-office eliminations not made. Cash receipts and disbursements in one office may also be included in another office.

(1) Activity reported represents eight months ended May 31, 2017 unless otherwise stated in the accompanying notes to the combined financial statements.

PRECINCT FOUR	PRECINCT FIVE	PRECINCT SIX	PRECINCT SEVEN	PRECINCT EIGHT
\$461,376	\$209,658	\$577,441	\$480,468	\$398,481
141,130	70,722	245,735	123,136	57,910
0	0	0	0	0
<u>32,427</u>	<u>2,649</u>	<u>37,517</u>	<u>58,339</u>	<u>1,726</u>
634,933	283,029	860,693	661,943	458,117
462,895	202,713	561,334	475,626	396,879
141,130	70,722	245,735	123,136	57,910
0	0	0	0	0
<u>34,746</u>	<u>5,830</u>	<u>34,669</u>	<u>56,889</u>	<u>1,711</u>
<u>638,771</u>	<u>279,265</u>	<u>841,738</u>	<u>655,651</u>	<u>456,500</u>
(3,838)	3,764	18,955	6,292	1,617
<u>60,123</u>	<u>26,613</u>	<u>69,019</u>	<u>67,374</u>	<u>63,354</u>
<u>\$56,285</u>	<u>\$30,377</u>	<u>\$87,974</u>	<u>\$73,666</u>	<u>\$64,971</u>

TARRANT COUNTY, TEXAS
OTHER FEE OFFICE ACCOUNTS
COMBINING SCHEDULE OF CASH RECEIPTS AND DISBURSEMENTS
FOR THE NINE (9) MONTHS ENDED 6/30/2017

COMBINED(1)		PRE-TRIAL RELEASE	DOMESTIC RELATIONS OFFICE	CHILD SUPPORT	PUBLIC PROBATE ADMINISTRATOR
	CASH RECEIPTS				
	GENERAL:				
\$3,654,200	County Fees	\$118,786	\$208,799	\$3,191,069	\$135,546
0	State Fees	0	0	0	0
0	Other	0	0	0	0
<u>0</u>	TRUST	<u>0</u>	<u>0</u>	<u>0</u>	<u>0</u>
3,654,200	TOTAL CASH RECEIPTS	118,786	208,799	3,191,069	135,546
	CASH DISBURSEMENTS				
	GENERAL:				
3,520,029	County Fees	118,786	198,908	3,195,381	6,954
0	State Fees	0	0	0	0
23,567	Other	0	0	0	23,567
<u>0</u>	TRUST	<u>0</u>	<u>0</u>	<u>0</u>	<u>0</u>
<u>3,543,596</u>	TOTAL CASH DISBURSEMENTS	<u>118,786</u>	<u>198,908</u>	<u>3,195,381</u>	<u>30,521</u>
110,604	EXCESS (DEFICIT) RECEIPTS OVER DISBURSEMENTS	0	9,891	(4,312)	105,025
	CASH AND INVESTMENTS:				
<u>98,795</u>	BEGINNING	<u>0</u>	<u>5,735</u>	<u>86,657</u>	<u>6,403</u>
<u>\$209,399</u>	ENDING	<u>\$0</u>	<u>\$15,626</u>	<u>\$82,345</u>	<u>\$111,428</u>

NOTE: Inter-office eliminations not made. Cash receipts and disbursements in one office may also be included in another office.

(1) Activity reported represents eight months ended May 31, 2017 unless otherwise stated in the accompanying notes to the combined financial statements. Activity for the Public Probate Administrator Fund is thru June 30, 2017.