


COUNTY AUDITOR

**TARRANT COUNTY FINANCIAL STATEMENTS
FOR THE MONTH OF MARCH 2017**



TARRANT COUNTY, TEXAS



TARRANT COUNTY

**TARRANT COUNTY ADMINISTRATION BUILDING - ROOM 506
100 E. WEATHERFORD
FORT WORTH, TEXAS 76196-0103
817/884-1205
Fax 817/884-1104**

**S. RENEE TIDWELL, CPA
COUNTY AUDITOR
rtidwell@tarrantcounty.com**

**CRAIG MAXWELL
FIRST ASSISTANT COUNTY AUDITOR
cmaxwell@tarrantcounty.com**

May 2, 2017

The Honorable District Judges
The Honorable Commissioners Court
Tarrant County, Texas

RE: County Auditor's March 2017 Financial Reports

I herewith submit the financial report of Tarrant County, Texas as of and for the six months ending March 31, 2017.

If you have any questions concerning this report or the financial well-being of the County, please call.

Sincerely,

S. Renée Tidwell, CPA
County Auditor

TARRANT COUNTY, TEXAS
COMBINED BALANCE SHEET
GOVERNMENTAL FUNDS
AS OF 3/31/2017

<u>COMBINED TOTAL</u>		<u>GENERAL</u>	<u>ROAD & BRIDGE</u>	<u>DEBT SERVICE</u>
ASSETS				
\$528,988,538.67	CASH AND INVESTMENTS	\$232,519,848.39	\$10,642,741.92	\$31,201,381.87
25,027,950.53	TAXES RECEIVABLE (NET)	22,515,480.91	7,259.04	2,505,210.58
9,708,275.62	OTHER RECEIVABLES (NET)	3,556,561.66	52,577.47	112,660.98
3,413,608.23	FEE OFFICE RECEIVABLE	3,413,608.23	0.00	0.00
12,316,570.39	DUE FROM OTHER FUNDS	12,316,570.39	0.00	0.00
348,854.67	ADVANCE TO ENTERPRISE FUND	0.00	0.00	0.00
<u>1,580,810.69</u>	PREPAID EXPENSES AND INVENTORY	<u>829,432.34</u>	<u>534,604.70</u>	<u>0.00</u>
<u>\$581,384,608.80</u>	TOTAL ASSETS	<u>\$275,151,501.92</u>	<u>\$11,237,183.13</u>	<u>\$33,819,253.43</u>
LIABILITIES				
\$5,011,554.39	ACCOUNTS PAYABLE	\$2,668,722.59	\$265,436.03	\$0.00
14,749,727.00	OTHER LIABILITIES	9,959,819.34	316,831.72	0.00
12,316,570.39	DUE TO OTHER FUNDS	0.00	0.00	0.00
<u>2,011,445.95</u>	UNEARNED REVENUE	<u>404.35</u>	<u>0.00</u>	<u>0.00</u>
34,089,297.73	TOTAL LIABILITIES	12,628,946.28	582,267.75	0.00
DEFERRED INFLOWS OF RESOURCES				
25,027,950.53	UNAVAILABLE REVENUE - PROPERTY TAXES	22,515,480.91	7,259.04	2,505,210.58
<u>3,413,608.23</u>	UNAVAILABLE REVENUE - FEE OFFICE	<u>3,413,608.23</u>	<u>0.00</u>	<u>0.00</u>
28,441,558.76	TOTAL DEFERRED INFLOWS OF RESOURCES	25,929,089.14	7,259.04	2,505,210.58
FUND BALANCE				
<u>518,853,752.31</u>	FUND BALANCE	<u>236,593,466.50</u>	<u>10,647,656.34</u>	<u>31,314,042.85</u>
<u>518,853,752.31</u>	TOTAL FUND BALANCE	<u>236,593,466.50</u>	<u>10,647,656.34</u>	<u>31,314,042.85</u>
<u>\$581,384,608.80</u>	TOTAL LIABILITIES, DEFERRED INFLOWS OF RESOURCES, AND FUND BALANCE	<u>\$275,151,501.92</u>	<u>\$11,237,183.13</u>	<u>\$33,819,253.43</u>

CAPITAL PROJECTS	GRANT FUNDS	OTHER GOVERNMENTAL FUNDS
\$194,219,357.75	\$10,061,945.25	\$50,343,263.49
0.00	0.00	0.00
287,396.60	5,046,646.03	652,432.88
0.00	0.00	0.00
0.00	0.00	0.00
348,854.67	0.00	0.00
6,043.66	87,845.24	122,884.75
<u>\$194,861,652.68</u>	<u>\$15,196,436.52</u>	<u>\$51,118,581.12</u>

\$1,170,177.65	\$583,073.49	\$324,144.63
0.00	1,156,841.41	3,316,234.53
0.00	11,456,446.02	860,124.37
0.00	2,000,075.60	10,966.00
<u>1,170,177.65</u>	<u>15,196,436.52</u>	<u>4,511,469.53</u>

0.00	0.00	0.00
0.00	0.00	0.00

0.00	0.00	0.00
------	------	------

<u>193,691,475.03</u>	<u>0.00</u>	<u>46,607,111.59</u>
-----------------------	-------------	----------------------

<u>193,691,475.03</u>	<u>0.00</u>	<u>46,607,111.59</u>
-----------------------	-------------	----------------------

<u>\$194,861,652.68</u>	<u>\$15,196,436.52</u>	<u>\$51,118,581.12</u>
-------------------------	------------------------	------------------------

TARRANT COUNTY, TEXAS
COMBINED STATEMENT OF REVENUES AND EXPENDITURES
AND CHANGES IN FUND BALANCE
GOVERNMENTAL FUNDS
FOR THE SIX (6) MONTHS ENDED 3/31/2017

<u>COMBINED TOTAL</u>		<u>GENERAL</u>	<u>ROAD & BRIDGE</u>	<u>DEBT SERVICE</u>
	REVENUES:			
\$370,497,946.94	TAXES, LICENSES AND PERMITS	\$334,847,019.15	\$396.56	\$35,650,531.23
36,747,076.09	FEEES OF OFFICE	21,814,317.69	8,437,540.00	0.00
2,332,741.55	FINES	2,332,741.55	0.00	0.00
64,568,310.83	INTERGOVERNMENTAL	9,489,781.97	85,016.62	0.00
1,392,205.30	INVESTMENT INCOME	471,735.71	39,088.90	53,364.19
5,637,147.79	MISCELLANEOUS	3,461,866.92	141,920.86	250.03
481,175,428.50	TOTAL REVENUES	372,417,462.99	8,703,962.94	35,704,145.45
	EXPENDITURES:			
	CURRENT:			
68,473,580.19	GENERAL GOVERNMENT	56,992,305.08	1,859,704.45	0.00
66,940,127.69	PUBLIC SAFETY	64,028,563.97	0.00	0.00
82,066,966.05	JUDICIAL	75,515,415.63	0.00	0.00
44,225,691.39	COMMUNITY SERVICES	3,741,140.74	0.00	0.00
12,378,645.25	TRANSPORTATION	0.00	11,811,168.74	0.00
14,268,435.99	CAPITAL/CONSTRUCTION	0.00	0.00	0.00
5,811,698.12	DEBT SERVICE	0.00	0.00	5,811,698.12
294,165,144.68	TOTAL EXPENDITURES	200,277,425.42	13,670,873.19	5,811,698.12
187,010,283.82	EXCESS (DEFICIT) OF REVENUES OVER EXPENDITURES	172,140,037.57	(4,966,910.25)	29,892,447.33
	OTHER FINANCING SOURCES (USES):			
22,753,281.18	OPERATING TRANSFERS IN	322,485.74	3,355,719.98	0.00
(22,753,281.18)	OPERATING TRANSFERS OUT	(21,501,171.17)	0.00	0.00
187,010,283.82	EXCESS (DEFICIT) OF REVENUES AND OPERATING TRANSFERS OVER EXPENDITURES	150,961,352.14	(1,611,190.27)	29,892,447.33
	FUND BALANCES:			
331,843,468.49	BEGINNING OF PERIOD	85,632,114.36	12,258,846.61	1,421,595.52
<u>\$518,853,752.31</u>	END OF PERIOD	<u>\$236,593,466.50</u>	<u>\$10,647,656.34</u>	<u>\$31,314,042.85</u>

<u>CAPITAL PROJECTS</u>	<u>GRANT FUNDS</u>	<u>OTHER GOVERNMENTAL FUNDS</u>
\$0.00	\$0.00	\$0.00
0.00	531,547.11	5,963,671.29
0.00	0.00	0.00
0.00	42,807,325.18	12,186,187.06
643,633.25	32,148.57	152,234.68
80,162.01	132,483.05	1,820,464.92
<u>723,795.26</u>	<u>43,503,503.91</u>	<u>20,122,557.95</u>
0.00	6,463,159.52	3,158,411.14
0.00	1,903,431.19	1,008,132.53
0.00	5,385,288.60	1,166,261.82
0.00	27,857,842.74	12,626,707.91
0.00	567,476.51	0.00
12,475,375.07	1,326,305.35	466,755.57
0.00	0.00	0.00
<u>12,475,375.07</u>	<u>43,503,503.91</u>	<u>18,426,268.97</u>
(11,751,579.81)	0.00	1,696,288.98
18,107,660.48	379,994.27	587,420.71
0.00	(379,994.27)	(872,115.74)
6,356,080.67	0.00	1,411,593.95
<u>187,335,394.36</u>	<u>0.00</u>	<u>45,195,517.64</u>
<u>\$193,691,475.03</u>	<u>\$0.00</u>	<u>\$46,607,111.59</u>

TARRANT COUNTY, TEXAS
STATEMENT OF NET POSITION
PROPRIETARY FUNDS
AS OF 3/31/2017

<u>COMBINED TOTAL</u>		<u>ENTERPRISE</u>	<u>INTERNAL SERVICE</u>
ASSETS			
\$18,606,901.04	CASH AND INVESTMENTS	\$2,199,046.09	\$16,407,854.95
67,369.33	OTHER RECEIVABLES (NET)	48,065.08	19,304.25
199,285.65	PREPAID EXPENSES AND INVENTORY	5,285.65	194,000.00
<u>4,390,110.75</u>	FIXED ASSETS (NET)	<u>4,390,110.75</u>	<u>0.00</u>
<u>23,263,666.77</u>	TOTAL ASSETS	<u>6,642,507.57</u>	<u>16,621,159.20</u>
DEFERRED OUTFLOWS OF RESOURCES			
104,673.00	PENSION CONTRIBUTIONS AFTER MEASUREMENT DATE	104,673.00	0.00
255,513.00	DIFFERENCE IN PROJECTED AND ACTUAL EARNINGS	255,513.00	0.00
<u>53,062.00</u>	CHANGES IN ASSUMPTIONS	<u>53,062.00</u>	<u>0.00</u>
<u>413,248.00</u>	TOTAL DEFERRED OUTFLOWS OF RESOURCES	<u>413,248.00</u>	<u>0.00</u>
LIABILITIES			
\$1,601,033.64	ACCOUNTS PAYABLE	\$82,059.95	\$1,518,973.69
12,835,624.12	OTHER LIABILITIES	17,659.84	12,817,964.28
348,854.67	ADVANCE FROM CAPITAL PROJECTS FUND	348,854.67	0.00
121,778.29	UNEARNED REVENUE	58,990.83	62,787.46
1,081,604.00	NET PENSION LIABILITY	1,081,604.00	0.00
<u>179,787.50</u>	COMPENSATED ABSENCES	<u>179,787.50</u>	<u>0.00</u>
<u>16,168,682.22</u>	TOTAL LIABILITIES	<u>1,768,956.79</u>	<u>14,399,725.43</u>
DEFERRED INFLOWS OF RESOURCES			
<u>40,772.00</u>	DIFFERENCE IN EXPECTED AND ACTUAL EXPERIENCE	<u>40,772.00</u>	<u>0.00</u>
<u>40,772.00</u>	TOTAL DEFERRED INFLOWS OF RESOURCES	<u>40,772.00</u>	<u>0.00</u>
NET POSITION			
<u>7,467,460.55</u>	NET POSITION	<u>5,246,026.78</u>	<u>2,221,433.77</u>
<u>\$7,467,460.55</u>	TOTAL NET POSITION	<u>\$5,246,026.78</u>	<u>\$2,221,433.77</u>

TARRANT COUNTY, TEXAS
COMBINED STATEMENT OF REVENUES, EXPENSES
AND CHANGES IN FUND NET POSITION
PROPRIETARY FUNDS
FOR THE SIX (6) MONTHS ENDED 3/31/2017

<u>COMBINED TOTAL</u>		<u>ENTERPRISE</u>	<u>INTERNAL SERVICE</u>
	OPERATING REVENUES:		
\$1,595,787.69	BUILDING RENTALS	\$1,595,787.69	\$0.00
10,192,524.17	USER FEES	0.00	10,192,524.17
28,799,078.24	COUNTY CONTRIBUTIONS	0.00	28,799,078.24
<u>298,574.24</u>	OTHER REVENUES	<u>56,401.76</u>	<u>242,172.48</u>
40,885,964.34	TOTAL OPERATING REVENUES	1,652,189.45	39,233,774.89
	OPERATING EXPENSES:		
658,210.15	PERSONNEL	645,854.16	12,355.99
884,488.39	BUILDING AND EQUIPMENT	878,533.08	5,955.31
141,126.78	DEPRECIATION AND AMORTIZATION	141,126.78	0.00
34,287,795.31	SELF INSURANCE CLAIMS	0.00	34,287,795.31
3,522,208.28	INSURANCE PREMIUMS	28,030.65	3,494,177.63
1,675,082.57	ADMINISTRATION	0.00	1,675,082.57
<u>792,473.29</u>	OTHER EXPENSES	<u>90,454.59</u>	<u>702,018.70</u>
<u>41,961,384.77</u>	TOTAL OPERATING EXPENSES	<u>1,783,999.26</u>	<u>40,177,385.51</u>
(1,075,420.43)	OPERATING INCOME (LOSS)	(131,809.81)	(943,610.62)
	NON-OPERATING REVENUE (EXPENSE):		
<u>56,282.13</u>	INTEREST INCOME	<u>7,572.15</u>	<u>48,709.98</u>
(1,019,138.30)	NET INCOME (LOSS) BEFORE TRANSFERS	(124,237.66)	(894,900.64)
	OPERATING TRANSFERS:		
0.00	OPERATING TRANSFERS IN	0.00	0.00
<u>0.00</u>	OPERATING TRANSFERS OUT	<u>0.00</u>	<u>0.00</u>
(1,019,138.30)	NET INCOME (LOSS)	(124,237.66)	(894,900.64)
	NET POSITION:		
<u>8,486,598.85</u>	BEGINNING OF PERIOD	<u>5,370,264.44</u>	<u>3,116,334.41</u>
<u>\$7,467,460.55</u>	END OF PERIOD	<u>\$5,246,026.78</u>	<u>\$2,221,433.77</u>

TARRANT COUNTY, TEXAS
COMBINED BALANCE SHEET
AGENCY FUNDS
AS OF 3/31/2017

<u>COMBINED TOTAL</u>		<u>PAYROLL CLEARING</u>	<u>FEE OFFICE</u>	<u>COMMUNITY SUPERVISION & CORRECTIONS</u>
ASSETS				
\$73,373,360.82	CASH AND INVESTMENTS	\$7,963,525.75	\$56,402,894.88	\$9,006,940.19
183,914.31	OTHER RECEIVABLES	52,553.37	0.00	131,360.94
1,676.69	FEE OFFICE RECEIVABLE	0.00	1,676.69	0.00
<u>60,932,839.29</u>	RESTRICTED ASSETS	<u>0.00</u>	<u>60,932,839.29</u>	<u>0.00</u>
<u>\$134,491,791.11</u>	TOTAL ASSETS	<u>\$8,016,079.12</u>	<u>\$117,337,410.86</u>	<u>\$9,138,301.13</u>
LIABILITIES AND FUND BALANCE				
\$25,695.56	ACCOUNTS PAYABLE	\$5,169.38	\$0.00	\$20,526.18
<u>134,466,095.55</u>	OTHER LIABILITIES	<u>8,010,909.74</u>	<u>117,337,410.86</u>	<u>9,117,774.95</u>
<u>\$134,491,791.11</u>	TOTAL LIABILITIES AND FUND BALANCE	<u>\$8,016,079.12</u>	<u>\$117,337,410.86</u>	<u>\$9,138,301.13</u>

TARRANT COUNTY, TEXAS
NOTES TO COMBINED FINANCIAL STATEMENTS
FOR THE SIX (6) MONTHS ENDED 3/31/2017

I. SUMMARY OF SIGNIFICANT ACCOUNTING POLICIES:

Reporting Entity

The accompanying financial statements reflect the funds and accounts of the financial reporting entity Tarrant County, Texas (the "County"), as of March 2017 and for the six months then ended. Other components of the County not included in the accompanying financial statements include, Tarrant County Hospital District, Tarrant County Mental Health and Mental Retardation Services, Tarrant County Industrial Development Corporation, Tarrant County Health Facilities Development Corporation, Tarrant County Cultural Education Facilities Finance Corporation, and Tarrant County Housing Financing Corporation. These components are technically a part of the "reporting entity" because of the budgetary oversight responsibility by the Commissioners' Court of Tarrant County. These components however are unrelated to the financial condition and results of operations of the County, and have been excluded from the accompanying financial statements. Separate financial statements of these entities are available upon request.

Revenue Recognition

Revenue is generally recognized on the modified accrual basis. Under this method of accounting, revenues are recognized when susceptible to accrual, i.e., both measurable and available. The primary revenue sources susceptible to accrual are property taxes, fines and fees due to fee offices which are recognized as unavailable revenue until cash is received. Other sources are generally not measurable until received in cash.

Expenditure Recognition

Expenditures are recorded when incurred. Expenditures for principal and interest on long-term debt are recorded when due. The accrual basis of accounting is utilized in the proprietary funds. Encumbrances are not included as expenditures.

Budget Basis Reporting

The budget is prepared utilizing a modified cash basis of accounting, with adjustments for encumbrances, as allowed by state statutes. Budget basis information is presented in the accompanying "Budgetary Information" section at a summary level. Budget information at the legal level of control is available upon request.

Investment Income Allocation

To maximize investment earnings on "idle" cash and cash equivalents, a "pooled cash" concept is utilized. Under this concept nearly all deposits are maintained in the same bank account and are invested on a daily basis. Generally, interest earnings are allocated to each fund based on the funds relative percentage of the total pool.

Pension Liability

The net pension liability was actuarially valued as of December 31, 2015. The net pension liability recorded in the Resource Connection is \$1,081,604. The amount for the governmental funds is \$361,022,095, which is reported in the comprehensive annual financial report.

Compensated Absences

Accumulated unpaid vacation leave and vested sick pay have been recorded in the Enterprise Fund for the Resource Connection. An additional amount has been accrued for salary related payments associated with the payment of compensated absences. The amount of compensated absences for the remaining governmental funds is \$43,569,642 which is reported in the comprehensive annual financial report.

TARRANT COUNTY, TEXAS
NOTES TO COMBINED FINANCIAL STATEMENTS
FOR THE SIX (6) MONTHS ENDED 3/31/2017

I. SUMMARY OF SIGNIFICANT ACCOUNTING POLICIES (CONT'D):

Deferred Outflows/Inflows of Resources

Deferred outflows of resources apply to future periods and so will not be recognized as an expense/ expenditure until then. Deferred inflows of resources apply to future periods and will be recognized as a revenue at that time.

Incurring but Not Reported

Included in the "Other Liabilities" of the Internal Service fund's Employee Benefits is \$4,200,000 of incurred but not reported medical and drug claims.

II. BASIS OF PRESENTATION:

The accounts of the County are organized and operated on the basis of funds, each of which is considered a separate accounting entity. Government resources are allocated to and accounted for in individual funds based on the purpose for which they are to be spent and the means by which spending activities are controlled.

Funds are classified into three categories: Governmental, Proprietary and Fiduciary. Each category is divided into separate fund types. The following fund types are used by the County.

Governmental Funds: Used to account for all or most of a government's general activity.

General Fund – used to account for the general operations of the County.

Road and Bridge Fund – used to account for the collection and expenditure of those monies designated to be spent for acquisition, construction and maintenance of county roads and bridges.

Debt Service Fund – used to account for accumulation of resources and for the payment of general long-term debt principal, interest, and related costs.

Capital Projects Funds – used to account for financial resources to be used for the acquisition and/or construction of major capital facilities.

Grant Funds – used to account for the activities conducted under the many grant agreements between the County and various state and federal organizations.

Other Governmental Funds – used to account for specific revenue sources which are legally restricted to expenditures for specified purposes.

Proprietary Funds: Used to account for operations that are financed in a manner similar to those in the private sector, where the determination of net income is appropriate for sound financial administration.

Enterprise Fund – used to account for operations that are financed and operated in a manner similar to private enterprise where the County's intent is to provide goods or services to the public on a continuing basis financed primarily through user charges. The County operates two enterprise funds, the Resource Connection and Oil and Gas Royalty.

Internal Service Funds – used to account for the various self-insurance activities for the County.

**TARRANT COUNTY, TEXAS
NOTES TO COMBINED FINANCIAL STATEMENTS
FOR THE SIX (6) MONTHS ENDED 3/31/2017**

II. BASIS OF PRESENTATION (CONT'D):

Fiduciary Funds: Used to account for assets held by the County in a trustee or agency capacity for others and therefore cannot be used to support the government's own programs.

Payroll Clearing – used to account for deductions and matching contributions from employees paychecks to be remitted to third parties.

Fee Office funds – used to account for monies still in the custody of the fee officers. It includes tax collections on behalf of other taxing jurisdictions and restricted assets of court ordered trust funds administered by the County Clerk and District Clerk.

Community Supervision and Corrections – used to account for the State agency funds in the County depository.

III. NEGATIVE CASH BALANCES:

The following funds have negative cash balances at the balance sheet date. This occurs when expenditures exceed revenue collection. The General Fund has advanced money to these Funds thereby, allowing for continued operation of the related programs. These advances by the General Fund have been reflected in the accompanying combined balance sheet as Due from other funds. The advances also represent a loss of investment earnings to the General Fund and are not a reimbursable item by the grantor under reimbursing grant agreements.

Most negative cash balances arise in the County's reimbursing grant programs. These programs require the payment of expenditures prior to the reimbursement by the grantor. These cash deficits have existed for years and do not create any major concerns. However, this information is helpful to the reader of the financial statements to provide a fuller understanding of the details of County operations.

<u>FUND</u>	<u>DEFICIT</u>
F0025 DHHS-RYAN WHITE TITLE IV PART D - WOMEN, INFANTS, CHILDREN	\$ 52,137.95
F0027 RYAN WHITE PART C - OUTPATIENT EIS PROGRAM	152,696.39
F0028 RYAN WHITE HIV/AIDS TREATMENT MODERNIZATION ACT PART A	959,510.98
F0031 HIV/STAT SERVICES	94,719.16
F0032 RYAN WHITE PART B	217,545.82
F0033 SURVEILLANCE	41,822.06
F0035 HIV PREVENTION	129,083.51
F0037 HIV/HOPWA	6,719.82
F0038 STD/HIV OPER	220,408.19
F0040 TDFPS-COMMUNITY YOUTH DEVELOPMENT	58,164.78
F0042 BIOTERRORISM PREPAREDNESS - LAB	67,079.14
F0043 BIOTERRORISM FORMULA	346,230.04
F0044 DSHS-C.R.I - CITIES READINESS INITIATIVE	46,979.24
F0045 TB/PC-TB CONTROL & PREVENTION (CLINIC)	214,313.95
F0046 TUBERCULOSIS - PREVENTION AND CONTROL	177,619.55
F0047 REFUGEE HEALTH	161,959.23
F0051 IMMUNIZATIONS	232,344.72
F0058 DFCHS - HEALTHY TEXAS BABIES	20,786.36
F0059 DSH-IDCU/SUREB-EBOLA ACTIVITIES	29,216.03
F0060 WIC CARD PARTICIPATION	1,839,244.93
F0062 ESSENTIAL HEALTH SERVICES OFFICE OF PUBLIC HEALTH PRACTICE	109,261.78
F0073 FOODBORNE ILLNESS SURVEILLANCE & INVESTIGATION	22,605.10

**TARRANT COUNTY, TEXAS
NOTES TO COMBINED FINANCIAL STATEMENTS
FOR THE SIX (6) MONTHS ENDED 3/31/2017**

III. NEGATIVE CASH BALANCES (CONT'D):

<u>FUND</u>	<u>DEFICIT</u>
F0087 USCRI - REFUGEE MEDICAL SCREENING	\$ 133,481.70
F0093 NURSE FAMILY PARTNERSHIP GRANT	128,577.57
F0095 CDC-UNTHSC-TUBERCULOSIS EPIDEMIOLOGIC RESEARCH	18,271.16
F0097 CPS-EBOLA PUBLIC HEALTH PREPAREDNESS	4,751.69
G0008 CJD - FAMILY DRUG COURT	10,416.64
G0012 VETERANS COURT PROGRAM	66,186.00
G0018 CJD-REACHING INDEPENDENCE THROUGH SELF EMPOWERMENT (RISE)	34,473.94
G0061 LIFESKILLS TRAINING	19,992.40
G0062 FIRST OFFENDER PROGRAM	28,571.48
G0065 VICTIMS ASSISTANCE GRANT-VOCA	5,597.44
G0081 VAWA - PROTECTIVE ORDER UNIT	8,640.98
G0082 CJD-BILINGUAL VICTIM ASSISTANCE COORDINATOR	30,072.35
G0084 D.I.R.E.C.T. PROGRAM	41,256.38
G0085 MENTAL HEALTH DIVERSION COURT PROGRAM	6,400.00
G0086 CJD-MISDEMEANOR DWI COURT	19,819.09
G0089 FELONY ALCOHOL INTERVENTION PROGRAM (CJD)	27,606.56
H0001 COMMUNITY DEVELOPMENT SALARY ALLOCATION FUND	8,084.20
H0041 HOME ADMINISTRATIVE FUNDS	151,116.90
H0042 COMMUNITY DEVELOPMENT BLOCK GRANT ADMIN	1,044,158.54
H0061 HOUSING OPPORTUNITIES FOR PERSONS WITH AIDS (HOPWA)	25,425.46
H0071 EMERGENCY SHELTER PROGRAM	10,582.84
H0500 SUPPORTIVE HOUSING PROGRAM	195,657.95
L0013 OJP-DOJ-NIJ FORENSIC BACKLOG REDUCTION GRANT	11,474.88
L0016 TARRANT CO CSCD HONEST OPPORTUNITY PROBATION W/ ENFORCEMENT	10,232.82
M0008 L.L.E.B.G.-MENTAL HEALTH LIASION PROGRAM	6,092.60
M0014 ACCESS AND VISITATION GRANT	9,780.00
M0022 AUTO THEFT TASK FORCE	258,087.52
M0040 HOMELAND SECURITY GRANT PROGRAM	44,525.27
M0044 TXDOT COURTESY PATROL PROGRAM	412,296.21
M0046 INTERNET CRIMES AGAINST CHILDREN	465.96
M0048 BILINGUAL VICTIMS ASSISTANCE COORDINATOR	6,736.01
M0058 TC 9-1-1 DISTRICT - PUBLIC SAFETY ANSWERING POINTS	4,246.00
M0061 VETERANS' ASSISTANCE GRANT	24,887.78
M0066 TXDOT-TRAFFIC SAFETY FOR EXPANSION OF THE DWI NO REFUSAL	27,120.00
M0075 ENHANCED MOBILITY OF SENIORS AND INDIVIDUALS WITH DISABILITIES	13,136.65
M0077 HIGH OCCUPANCY VEHICLE ENFORCEMENT - TXDOT	14,194.82
M0207 TRANSPORTATION INFRASTRUCTURE - WILLOW SPRINGS BEND	505,955.41
M0209 TRANSPORTATION INFRASTRUCTURE - KENNEDALE NEW HOPE ROAD (CERTZ)	750.00
M0210 TRANSPORTATION INFRASTRUCTURE - RETTA MANSFIELD ROAD (CERTZ)	12,936.00
M0240 HOMELAND SECURITY GRANT PROGRAM MCV	1,206.24
P0011 STATE FINANCIAL ASSISTANCE FUND (BPS)	253,477.36
P0014 TJPC-STATE AID - JUVENILE SUPPLEMENTAL PAY	274,033.80
P0016 TJJD-SPECIAL NEEDS DIVERSIONARY PROGRAM	38,986.39
P0027 TJPC-JJAEP	495,759.01
R0013 HUD-SECTION 8 FUND BALANCE	1,749,828.91
R0017 HUD-VASH - VETERANS AFFAIRS SUPPORTIVE HOUSING	43,136.75
R0025 FAMILY SELF SUFFICIENCY	11,747.56
R0032 SHELTER PLUS CARE	5,762.07
SUB-TOTAL GRANTS	<u>11,456,446.02</u>
G1100 8TH ADMINISTRATIVE JUDICIAL REGION	7,566.09
S9300 COMBINED NARCOTICS ENFORCEMENT TEAM	14,869.85
T3000 DA - JPS CONTRACT	21,599.77
T3100 TC EMERGENCY SERVICE DISTRICT #1	11,842.12
T3300 CSCD BOND SUPERVISION UNIT	2,196.33
T7100 CONTRACT ELECTIONS	801,257.71
T7300 ELECTIONS CHAPTER 19	792.50
	<u>\$ 12,316,570.39</u>

TARRANT COUNTY, TEXAS
NOTES TO COMBINED FINANCIAL STATEMENTS
FOR THE SIX (6) MONTHS ENDED 3/31/2017

IV. INVESTMENTS:

All investment securities are purchased on the basis of "Delivery vs. Payment" and are held at JPMorgan Chase Bank – New York by the Safekeeping Department in a segregated account in the name of Tarrant County. "Delivery vs. Payment" means that the County's money is not released until the securities are delivered to the Safekeeping Department.

All securities held and transactions executed during the period conform to the requirements of the Government Code Section 2256, The Public Funds Investment Act, and the Tarrant County Investment Policy, as adopted by the Commissioners Court on November 22, 2016.

DESCRIPTION/ COUPON RATE	PAR	PURCHASE DATE	MATURITY DATE	YIELD TO MATURITY	BOOK VALUE	MARKET VALUE
FNMA 1.125% non callable	5,000,000	02/19/16	04/27/17	0.650%	5,025,322	5,025,322
FHLMC 1.25% non callable	5,000,000	11/20/15	05/12/17	0.770%	5,026,491	5,026,491
FHLMC 1.0% non callable	3,000,000	02/19/16	06/29/17	0.700%	3,008,598	3,008,598
FHLMC 0.75% non callable	4,000,000	03/03/16	07/14/17	0.800%	4,004,905	4,004,905
FNMA 0.875% non callable	4,000,000	03/03/16	08/28/17	0.810%	4,002,214	4,002,214
FNMA 1.0% non callable	4,000,000	03/03/16	09/20/17	0.872%	4,001,536	4,001,536
FNMA 0.875% non callable	4,000,000	05/25/16	10/26/17	0.859%	4,012,205	4,012,205
FHLB 3.125% non callable	3,000,000	12/22/16	12/08/17	0.925%	3,070,274	3,070,274
FHLB 0.875% non callable	5,000,000	01/23/17	03/19/18	0.940%	4,990,105	4,990,105
FHLMC 0.75% non callable	5,000,000	01/09/17	04/09/18	0.984%	4,998,157	4,998,157
FHLB 1.25% non callable	5,000,000	02/09/17	06/08/18	0.965%	5,023,944	5,023,944
FHLB 1.25% non callable	5,000,000	02/22/17	06/08/18	1.020%	5,023,944	5,023,944
Total Securities					52,187,695	52,187,695
				Average Rate		
JPMorgan Chase Savings				0.930%	172,709,820	172,709,820
JPMorgan Chase Savings II				0.930%	30,530,637	30,530,637
JPMorgan Chase Checking				0.930%	84,362,508	84,362,508
Lone Star Investment Pool				0.590%	72,804,961	72,804,961
Texas CLASS Investment Pool				0.630%	1,500,976	1,500,976
TexStar Investment Pool				0.630%	77,875,114	77,875,114
TexPool Investment Pool				0.620%	72,605,444	72,605,444
TOTAL INVESTMENTS					<u>\$ 564,577,155</u>	<u>\$ 564,577,155</u>

Governmental Accounting Standards Board (GASB) Statement 31 requires that the book value of securities reflect the current market value. The book value of the securities listed above has been decreased by \$52,122 to reflect the current market value at March 31, 2017.

TARRANT COUNTY, TEXAS
NOTES TO COMBINED FINANCIAL STATEMENTS
FOR THE SIX (6) MONTHS ENDED 3/31/2017

V. CAPITAL ASSETS:

A summary of the Governmental Funds' capital assets follows:

	<u>Balance October 1, 2016</u>	<u>Additions</u>	<u>Disposals/ Adjustments</u>	<u>Balance March 31, 2017</u>
Land and land improvements	\$ 55,033,797.57		\$ (70,000.00)	\$ 54,963,797.57
Building and improvements	474,426,922.54	\$ 2,117,742.99	4,523,866.82	481,068,532.35
Construction in progress	15,259,305.02	1,202,738.83	(4,523,866.82)	11,938,177.03
Fixed equipment	136,986,910.81	2,767,555.71	(1,202,366.14)	138,552,100.38
Infrastructure	114,418,577.61			114,418,577.61
	<u>\$ 796,125,513.55</u>	<u>\$ 6,088,037.53</u>	<u>\$ (1,272,366.14)</u>	<u>\$ 800,941,184.94</u>

VI. SCHEDULE OF OUTSTANDING BONDED DEBT:

	<u>AMOUNT</u>	<u>INTEREST RATES</u>
2007 - General Obligation	\$ 2,435,000	5.00%
2008 - General Obligation	9,725,000	4.00% to 5.00%
2010 - Limited Tax Refunding & Improvement Bonds	52,350,000	4.00% to 5.00%
2013 - Limited Tax Refunding & Improvement Bonds	62,870,000	5.00%
2015 - Limited Tax Refunding & Improvement Bonds	66,935,000	3.00% to 5.00%
2015A - Limited Tax Refunding & Improvement Bonds	78,965,000	1.97%
2016 - Limited Tax Refunding Bonds	70,905,000	1.48%
Total Outstanding Bonded Debt	<u>\$ 344,185,000</u>	

Arbitrage provisions of the Internal Revenue Tax Act of 1986 require the County to rebate excess arbitrage earnings from bond proceeds to the federal government. This amount was estimated to be \$0 as of September 30, 2016.

VII. FEE OFFICE FINANCIAL STATUS:

These financial statements reflect financial balances as of the date indicated below for the fee offices of the County:

<u>OFFICE</u>	<u>AS OF</u>	<u>OFFICE</u>	<u>AS OF</u>
Tax Assessor/Collector	February 28, 2017	Child Support	February 28, 2017
County Clerk	February 28, 2017	Child Support – Trust	February 28, 2017
Sheriff	February 28, 2017	Justice of Peace 1	February 28, 2017
Constable 1	February 28, 2017	Justice of Peace 2	February 28, 2017
Constable 2	February 28, 2017	Justice of Peace 3	February 28, 2017
Constable 3	February 28, 2017	Justice of Peace 4	February 28, 2017
Constable 4	February 28, 2017	Justice of Peace 5	February 28, 2017
Constable 5	February 28, 2017	Justice of Peace 6	February 28, 2017
Constable 6	February 28, 2017	Justice of Peace 7	February 28, 2017
Constable 7	February 28, 2017	Justice of Peace 8	February 28, 2017
Constable 8	February 28, 2017	Community Supervision	
District Attorney	February 28, 2017	& Corrections	February 28, 2017
District Clerk	February 28, 2017	Domestic Relations	February 28, 2017
Probate Administrator	March 31, 2017		

TARRANT COUNTY, TEXAS
NOTES TO COMBINED FINANCIAL STATEMENTS
FOR THE SIX (6) MONTHS ENDED 3/31/2017

VIII. CONTINGENCIES:

The County is self-insured for workers' compensation, automobile bodily injury and property damage, comprehensive general liability and all self-insured retentions for existing policies. At March 31, 2017, \$8,599,932 has been accrued, based on an actuarial assessment, to provide for potential losses resulting from pending or threatened litigation, asserted claims and claims incurred but not reported.



**TARRANT COUNTY, TEXAS
CAPITAL PROJECT FUNDS
FUND DESCRIPTIONS**

FUND 45100 - NON-DEBT CAPITAL FUND

This fund was established to account for capital acquisitions funded from County auction proceeds, operating transfers from general fund, gas signing bonuses and gas royalties.

FUND 47500 – 1998 BOND ELECTION FUND

This fund was established to account for the expenditure of the proceeds of General Obligation Bonds issued to fund capital acquisitions originally approved by the voters, primarily for the construction of the law center.

FUND 47600 – 2006 BOND ELECTION FUND

This fund was established to account for the expenditure of the proceeds of General Obligation Bonds issued to fund capital acquisitions originally approved by the voters.

FUND 47700 – 2006 BOND ELECTION-TRANSPORTATION FUND

This fund was established to account for the expenditure of the proceeds of General Obligation Bonds issued to fund transportation projects originally approved by the voters.

**TARRANT COUNTY, TEXAS
COMBINING BALANCE SHEET
CAPITAL PROJECTS FUNDS
AS OF 3/31/2017**

<u>COMBINED TOTAL</u>		<u>NON-DEBT CAPITAL</u>	<u>1998 BOND ELECTION</u>	<u>2006 BOND ELECTION</u>
ASSETS				
\$194,219,357.75	CASH AND INVESTMENTS	\$72,381,352.74	\$110,768.73	\$47,316,255.12
287,396.60	OTHER RECEIVABLES	287,396.60	0.00	0.00
348,854.67	ADVANCE TO ENTERPRISE FUND	348,854.67	0.00	0.00
6,043.66	PREPAID EXPENSES & INVENTORY	6,043.66	0.00	0.00
<u>\$194,861,652.68</u>	TOTAL ASSETS	<u>\$73,023,647.67</u>	<u>\$110,768.73</u>	<u>\$47,316,255.12</u>
LIABILITIES AND FUND BALANCE				
LIABILITIES:				
\$1,170,177.65	ACCOUNTS PAYABLE	\$1,105,103.98	\$9,853.26	\$55,220.41
0.00	OTHER LIABILITIES	0.00	0.00	0.00
1,170,177.65	TOTAL LIABILITIES	1,105,103.98	9,853.26	55,220.41
FUND BALANCE :				
<u>193,691,475.03</u>	FUND BALANCE	<u>71,918,543.69</u>	<u>100,915.47</u>	<u>47,261,034.71</u>
<u>\$194,861,652.68</u>	TOTAL LIABILITIES AND FUND BALANCE	<u>\$73,023,647.67</u>	<u>\$110,768.73</u>	<u>\$47,316,255.12</u>

2006
BOND ELECTION
TRANSPORTATION

\$74,410,981.16
0.00
0.00
0.00

\$74,410,981.16

\$0.00
0.00

0.00

74,410,981.16

\$74,410,981.16

TARRANT COUNTY, TEXAS
COMBINING STATEMENT OF REVENUES AND EXPENDITURES
AND CHANGES IN FUND BALANCE
CAPITAL PROJECTS FUNDS
FOR THE SIX (6) MONTHS ENDED 3/31/2017

<u>COMBINED TOTAL</u>		<u>NON-DEBT CAPITAL</u>	<u>1998 BOND ELECTION</u>	<u>2006 BOND ELECTION</u>
	REVENUES:			
\$643,633.25	INVESTMENT INCOME	\$230,483.19	\$0.00	\$159,245.50
<u>80,162.01</u>	MISCELLANEOUS	<u>80,162.01</u>	<u>0.00</u>	<u>0.00</u>
723,795.26	TOTAL REVENUES	310,645.20	0.00	159,245.50
	EXPENDITURES:			
<u>12,475,375.07</u>	CAPITAL/CONSTRUCTION	<u>9,214,459.56</u>	<u>22,160.59</u>	<u>542,892.12</u>
<u>12,475,375.07</u>	TOTAL EXPENDITURES	<u>9,214,459.56</u>	<u>22,160.59</u>	<u>542,892.12</u>
(11,751,579.81)	EXCESS (DEFICIT) OF REVENUES OVER EXPENDITURES	(8,903,814.36)	(22,160.59)	(383,646.62)
	OTHER FINANCING SOURCES (USES):			
<u>18,107,660.48</u>	OPERATING TRANSFERS IN	<u>18,107,660.48</u>	<u>0.00</u>	<u>0.00</u>
6,356,080.67	EXCESS (DEFICIT) OF REVENUES AND OPERATING TRANSFERS OVER EXPENDITURES	9,203,846.12	(22,160.59)	(383,646.62)
	FUND BALANCE (DEFICIT):			
<u>187,335,394.36</u>	BEGINNING OF PERIOD	<u>62,714,697.57</u>	<u>123,076.06</u>	<u>47,644,681.33</u>
<u>\$193,691,475.03</u>	END OF PERIOD	<u>\$71,918,543.69</u>	<u>\$100,915.47</u>	<u>\$47,261,034.71</u>

2006
BOND ELECTION
TRANSPORTATION

\$253,904.56
0.00

253,904.56

2,695,862.80

2,695,862.80

(2,441,958.24)

0.00

(2,441,958.24)

76,852,939.40

\$74,410,981.16



**TARRANT COUNTY, TEXAS
OTHER GOVERNMENTAL FUNDS
FUND DESCRIPTION**

FUND 24100 - LAW LIBRARY FUND

This fund was established, pursuant to State statutes, to account for the collection and expenditure of monies collected in civil cases supporting the Tarrant County Law Library.

FUND 25100 - VEHICLE INVENTORY TAX FUND

This fund was established, pursuant to State statutes, to account for any interest earnings generated from the vehicle inventory tax, which the collector shall retain to defray the cost of collecting this tax. The Tax Assessor has discretion over the use of this fund.

RECORDS PRESERVATION FUNDS

These funds were established, pursuant to State statutes, to account for the collection and expenditure of monies collected for the preservation and automation of County records. These funds are further described on page 27.

FUND 24200 - EDUCATION FUND

This fund was established, pursuant to State statutes, to account for the collection and expenditure of monies collected to provide for the continuing education of those officials and employees associated with the probate courts and certain law enforcement offices.

FUND T0400 - PUBLIC HEALTH FUND

The Tarrant County Hospital District provides funding for the operation of the Tarrant County Health Department in an effort to aggregate the cost of health service to Tarrant County residents. This funding arrangement began in 1999. These costs were previously paid from the County's General fund. This fund also includes the Medicaid 1115 Waiver, this waiver is to enhance access to health care, increase the quality of care, improve the cost-effectiveness of care provided and better serve the health of the patients and their families.

FUND 22300 - CONSUMER HEALTH FUND

This fund was established, pursuant to State statutes, to account for the collection of food permit fees and expenditures incurred in connection with issuing permits and conducting inspections.

COURT DESIGNATED FUNDS

These funds were established to account for the collection and expenditures of court ordered fees, pursuant to State statutes. These funds are further described on page 33.

FUNDS (D6200-D8700) - DISTRICT ATTORNEY CONTRACTS

These funds are used to account for monies collected by the District Attorney which are used in the investigation of criminal activities. These monies consist primarily of fees for bad checks and forfeited monies resulting from narcotics related convictions.

FUNDS (S4300-S9700) – SHERIFF CONTRACTS

These funds are used to account for monies collected by activities in the Sheriff Department. These activities include fees from operation of the jail commissary which are used for the benefit of the jail inmates. Some of these funds are the custody of the Sheriff. Monies are also collected from forfeitures resulting from narcotics related activities.

FUNDS (G1100,T0500-T9900) – MISCELLANEOUS CONTRACTS

These funds are used to account for monies received by Tarrant County as contributions for specified purposes.

TARRANT COUNTY, TEXAS
COMBINING BALANCE SHEET
OTHER GOVERNMENTAL FUNDS
AS OF 3/31/2017


<u>COMBINED TOTAL</u>		<u>LAW LIBRARY</u>	<u>VEHICLE INVENTORY TAX</u>	<u>RECORDS PRESERVATION FUNDS</u>	<u>EDUCATION</u>
ASSETS					
\$50,343,263.49	CASH AND INVESTMENTS	\$751,809.72	\$380,371.18	\$15,960,575.53	\$295,050.93
652,432.88	OTHER RECEIVABLES	9,828.00	0.00	45,549.41	435.00
<u>122,884.75</u>	PREPAID EXPENSES AND INVENTORY	<u>166.67</u>	<u>0.00</u>	<u>5,412.16</u>	<u>0.00</u>
<u>\$51,118,581.12</u>	TOTAL ASSETS	<u>\$761,804.39</u>	<u>\$380,371.18</u>	<u>\$16,011,537.10</u>	<u>\$295,485.93</u>
LIABILITIES AND FUND BALANCE					
LIABILITIES:					
\$324,144.63	ACCOUNTS PAYABLE	\$56,575.84	\$0.00	\$4,795.96	\$3,409.54
3,316,234.53	OTHER LIABILITIES	6,174.27	1,001.09	43,306.71	0.00
860,124.37	DUE TO OTHER FUNDS	0.00	0.00	0.00	0.00
<u>10,966.00</u>	UNEARNED REVENUE	<u>0.00</u>	<u>0.00</u>	<u>0.00</u>	<u>0.00</u>
4,511,469.53	TOTAL LIABILITIES	62,750.11	1,001.09	48,102.67	3,409.54
FUND BALANCE :					
<u>46,607,111.59</u>	FUND BALANCES	<u>699,054.28</u>	<u>379,370.09</u>	<u>15,963,434.43</u>	<u>292,076.39</u>
<u>\$51,118,581.12</u>	TOTAL LIABILITIES AND FUND BALANCE	<u>\$761,804.39</u>	<u>\$380,371.18</u>	<u>\$16,011,537.10</u>	<u>\$295,485.93</u>

<u>PUBLIC HEALTH</u>	<u>CONSUMER HEALTH</u>	<u>COURT DESIGNATED FUNDS</u>	<u>DISTRICT ATTORNEY CONTRACTS</u>	<u>SHERIFF CONTRACTS</u>	<u>MISCELLANEOUS CONTRACTS</u>
\$17,114,254.21	\$485,428.12	\$2,244,942.55	\$4,506,825.45	\$4,520,185.86	\$4,083,819.94
0.00	0.00	7,602.80	0.00	0.00	589,017.67
35,827.68	0.00	0.00	0.00	81,080.24	398.00
<u>\$17,150,081.89</u>	<u>\$485,428.12</u>	<u>\$2,252,545.35</u>	<u>\$4,506,825.45</u>	<u>\$4,601,266.10</u>	<u>\$4,673,235.61</u>
\$147,883.55	\$367.05	\$18,237.26	\$27,806.80	\$43,573.97	\$21,494.66
198,511.29	14,666.89	6,356.82	2,999,582.17	26,727.11	19,908.18
0.00	0.00	0.00	0.00	14,869.85	845,254.52
0.00	0.00	0.00	0.00	0.00	10,966.00
346,394.84	15,033.94	24,594.08	3,027,388.97	85,170.93	897,623.36
<u>16,803,687.05</u>	<u>470,394.18</u>	<u>2,227,951.27</u>	<u>1,479,436.48</u>	<u>4,516,095.17</u>	<u>3,775,612.25</u>
<u>\$17,150,081.89</u>	<u>\$485,428.12</u>	<u>\$2,252,545.35</u>	<u>\$4,506,825.45</u>	<u>\$4,601,266.10</u>	<u>\$4,673,235.61</u>

TARRANT COUNTY, TEXAS
COMBINING STATEMENT OF REVENUES AND EXPENDITURES
AND CHANGES IN FUND BALANCE
OTHER GOVERNMENTAL FUNDS
FOR THE SIX (6) MONTHS ENDED 3/31/2017

COMBINED TOTAL		LAW LIBRARY	VEHICLE INVENTORY TAX	RECORDS PRESERVATION FUNDS	EDUCATION
	REVENUES:				
\$5,963,671.29	FEES OF OFFICE	\$592,017.00	\$0.00	\$2,329,117.78	\$12,440.00
12,186,187.06	INTERGOVERNMENTAL	0.00	0.00	0.00	90,969.50
152,234.68	INVESTMENT INCOME	2,420.93	1,335.32	52,300.71	0.00
1,820,464.92	MISCELLANEOUS	16,230.62	57.73	109.91	0.00
<u>20,122,557.95</u>	TOTAL REVENUES	<u>610,668.55</u>	<u>1,393.05</u>	<u>2,381,528.40</u>	<u>103,409.50</u>
	EXPENDITURES:				
	CURRENT:				
3,158,411.14	GENERAL GOVERNMENT	0.00	35,529.96	1,170,878.01	0.00
1,008,132.53	PUBLIC SAFETY	0.00	0.00	0.00	36,007.20
1,166,261.82	JUDICIAL	61,040.60	0.00	334,859.47	9,683.10
12,626,707.91	COMMUNITY SERVICES	459,379.91	0.00	0.00	0.00
466,755.57	CAPITAL/CONSTRUCTION	0.00	2,877.97	129,875.27	0.00
<u>18,426,268.97</u>	TOTAL EXPENDITURES	<u>520,420.51</u>	<u>38,407.93</u>	<u>1,635,612.75</u>	<u>45,690.30</u>
1,696,288.98	EXCESS (DEFICIT) OF REVENUES OVER EXPENDITURES	90,248.04	(37,014.88)	745,915.65	57,719.20
	OTHER FINANCING SOURCES (USES):				
587,420.71	OPERATING TRANSFERS IN	0.00	0.00	0.00	0.00
(872,115.74)	OPERATING TRANSFERS OUT	0.00	0.00	0.00	0.00
1,411,593.95	EXCESS (DEFICIT) OF REVENUES AND OPERATING TRANSFERS OVER EXPENDITURES	90,248.04	(37,014.88)	745,915.65	57,719.20
	FUND BALANCES:				
<u>45,195,517.64</u>	BEGINNING OF PERIOD	<u>608,806.24</u>	<u>416,384.97</u>	<u>15,217,518.78</u>	<u>234,357.19</u>
<u>\$46,607,111.59</u>	END OF PERIOD	<u>\$699,054.28</u>	<u>\$379,370.09</u>	<u>\$15,963,434.43</u>	<u>\$292,076.39</u>

<u>PUBLIC HEALTH</u>	<u>CONSUMER HEALTH</u>	<u>COURT DESIGNATED FUNDS</u>	<u>DISTRICT ATTORNEY CONTRACTS</u>	<u>SHERIFF CONTRACTS</u>	<u>MISCELLANEOUS CONTRACTS</u>
\$551,261.12	\$434,806.90	\$808,950.37	\$6,707.45	\$0.00	\$1,228,370.67
11,539,420.78	0.00	77,267.10	0.00	0.00	478,529.68
53,831.33	1,822.33	7,666.06	4,718.08	14,845.78	13,294.14
697.91	0.00	0.95	333,927.27	908,946.48	560,494.05
<u>12,145,211.14</u>	<u>436,629.23</u>	<u>893,884.48</u>	<u>345,352.80</u>	<u>923,792.26</u>	<u>2,280,688.54</u>
87,737.50	0.00	236,259.80	0.00	0.00	1,628,005.87
0.00	0.00	45,247.47	0.00	594,204.51	332,673.35
0.00	0.00	310,474.07	125,726.58	0.00	324,478.00
10,268,728.07	526,349.43	0.00	0.00	0.00	1,372,250.50
239,467.26	0.00	26,286.38	50,980.45	9,840.00	7,428.24
<u>10,595,932.83</u>	<u>526,349.43</u>	<u>618,267.72</u>	<u>176,707.03</u>	<u>604,044.51</u>	<u>3,664,835.96</u>
1,549,278.31	(89,720.20)	275,616.76	168,645.77	319,747.75	(1,384,147.42)
549,630.00	0.00	0.00	0.00	0.00	37,790.71
<u>(549,630.00)</u>	<u>0.00</u>	<u>(294,510.74)</u>	<u>0.00</u>	<u>0.00</u>	<u>(27,975.00)</u>
1,549,278.31	(89,720.20)	(18,893.98)	168,645.77	319,747.75	(1,374,331.71)
<u>15,254,408.74</u>	<u>560,114.38</u>	<u>2,246,845.25</u>	<u>1,310,790.71</u>	<u>4,196,347.42</u>	<u>5,149,943.96</u>
<u>\$16,803,687.05</u>	<u>\$470,394.18</u>	<u>\$2,227,951.27</u>	<u>\$1,479,436.48</u>	<u>\$4,516,095.17</u>	<u>\$3,775,612.25</u>



**TARRANT COUNTY, TEXAS
RECORDS PRESERVATION FUNDS
FUND DESCRIPTION**

FUND 21100 - RECORDS PRESERVATION & AUTOMATION FUND - FILINGS

This fund was established, pursuant to State statutes, to account for the collection and expenditure of monies collected from filing fees to allow for the preservation and automation of County records. The County Clerk has discretion over the use of this fund.

FUND 21200 - RECORDS PRESERVATION & AUTOMATION FUND - CONVICTIONS

This fund was established, pursuant to State statutes, to account for the collection and expenditure of monies collected in court for the preservation and automation of County records.

FUND 21300 - RECORDS PRESERVATION & RESTORATION FUND

This fund was established, pursuant to State statutes, to account for the collection and expenditure of monies collected from filing fees for the preservation and restoration of County records.

FUND 21400 - COURT RECORD PRESERVATION FUND

This fund was established, pursuant to State statutes, to account for the collection and expenditure of monies collected from filing fees for the preservation and restoration of County records.

FUND 21500 – DISTRICT COURT RECORDS TECHNOLOGY (ARCHIVE) FUND

This fund was established, pursuant to State statutes, to account for the collection and expenditure of monies collected from filing fees for the preservation and restoration of district court records archives.

TARRANT COUNTY, TEXAS
COMBINING BALANCE SHEET
RECORD PRESERVATION FUNDS
AS OF 3/31/2017

<u>COMBINED TOTAL</u>		<u>RECORDS PRESERVATION & AUTOMATION -FILINGS</u>	<u>RECORDS PRESERVATION & AUTOMATION -CONVICTIONS</u>	<u>RECORDS PRESERVATION & RESTORATION</u>
	ASSETS			
\$15,960,575.53	CASH AND INVESTMENTS	\$6,449,171.59	\$595,271.75	\$6,738,304.19
45,549.41	OTHER RECEIVABLES	19,810.00	2,659.41	18,655.00
<u>5,412.16</u>	PREPAID EXPENSES AND INVENTORY	<u>0.00</u>	<u>0.00</u>	<u>5,412.16</u>
<u>\$16,011,537.10</u>	TOTAL ASSETS	<u>\$6,468,981.59</u>	<u>\$597,931.16</u>	<u>\$6,762,371.35</u>
	LIABILITIES AND FUND BALANCE			
	LIABILITIES:			
\$4,795.96	ACCOUNTS PAYABLE	\$4,540.15	\$0.00	\$255.81
<u>43,306.71</u>	OTHER LIABILITIES	<u>18,034.07</u>	<u>7,263.45</u>	<u>11,678.31</u>
48,102.67	TOTAL LIABILITIES	22,574.22	7,263.45	11,934.12
	FUND BALANCE :			
<u>15,963,434.43</u>	FUND BALANCES	<u>6,446,407.37</u>	<u>590,667.71</u>	<u>6,750,437.23</u>
<u>\$16,011,537.10</u>	TOTAL LIABILITIES AND FUND BALANCE	<u>\$6,468,981.59</u>	<u>\$597,931.16</u>	<u>\$6,762,371.35</u>

<u>COURT RECORD PRESERVATION</u>	<u>DISTRICT COURT RECORDS TECHNOLOGY (ARCHIVE)</u>
\$1,169,790.45	\$1,008,037.55
2,790.00	1,635.00
<u>0.00</u>	<u>0.00</u>
<u>\$1,172,580.45</u>	<u>\$1,009,672.55</u>


\$0.00	\$0.00
<u>3,533.70</u>	<u>2,797.18</u>
3,533.70	2,797.18

<u>1,169,046.75</u>	<u>1,006,875.37</u>
<u>\$1,172,580.45</u>	<u>\$1,009,672.55</u>

**TARRANT COUNTY, TEXAS
 COMBINING STATEMENT OF REVENUES AND EXPENDITURES
 AND CHANGES IN FUND BALANCE
 RECORDS PRESERVATION FUNDS
 FOR THE SIX (6) MONTHS ENDED 3/31/2017**

<u>COMBINED TOTAL</u>		<u>RECORDS PRESERVATION & AUTOMATION -FILINGS</u>	<u>RECORDS PRESERVATION & AUTOMATION -CONVICTIONS</u>	<u>RECORDS PRESERVATION RESTORATION</u>
	REVENUES:			
\$2,329,117.78	FEES OF OFFICE	\$863,286.12	\$326,881.37	\$811,600.00
52,300.71	INVESTMENT INCOME	21,358.35	1,873.96	21,967.66
109.91	MISCELLANEOUS	109.91	0.00	0.00
<u>2,381,528.40</u>	TOTAL REVENUES	<u>884,754.38</u>	<u>328,755.33</u>	<u>833,567.66</u>
	EXPENDITURES:			
	CURRENT:			
1,170,878.01	GENERAL GOVERNMENT	501,621.53	225,667.12	443,589.36
334,859.47	JUDICIAL	120,118.86	0.00	0.00
129,875.27	CAPITAL/CONSTRUCTION	99,341.19	27,750.99	0.00
<u>1,635,612.75</u>	TOTAL EXPENDITURES	<u>721,081.58</u>	<u>253,418.11</u>	<u>443,589.36</u>
745,915.65	EXCESS (DEFICIT) OF REVENUES OVER EXPENDITURES	163,672.80	75,337.22	389,978.30
	OTHER FINANCING SOURCES (USES):			
<u>0.00</u>	OPERATING TRANSFERS OUT	<u>0.00</u>	<u>0.00</u>	<u>0.00</u>
745,915.65	EXCESS (DEFICIT) OF REVENUES AND OPERATING TRANSFERS OVER EXPENDITURES	163,672.80	75,337.22	389,978.30
	FUND BALANCES:			
<u>15,217,518.78</u>	BEGINNING OF PERIOD	<u>6,282,734.57</u>	<u>515,330.49</u>	<u>6,360,458.93</u>
<u>\$15,963,434.43</u>	END OF PERIOD	<u>\$6,446,407.37</u>	<u>\$590,667.71</u>	<u>\$6,750,437.23</u>

<u>COURT RECORD PRESERVATION</u>	<u>DISTRICT COURT RECORDS TECHNOLOGY (ARCHIVE)</u>
\$189,895.48	\$137,454.81
3,796.22	3,304.52
<u>0.00</u>	<u>0.00</u>
193,691.70	140,759.33
0.00	0.00
118,357.71	96,382.90
<u>2,783.09</u>	<u>0.00</u>
<u>121,140.80</u>	<u>96,382.90</u>
72,550.90	44,376.43
<u>0.00</u>	<u>0.00</u>
72,550.90	44,376.43
<u>1,096,495.85</u>	<u>962,498.94</u>
<u>\$1,169,046.75</u>	<u>\$1,006,875.37</u>



**TARRANT COUNTY, TEXAS
COURT DESIGNATED FUNDS
FUND DESCRIPTION**

FUND 22100 - COURTHOUSE SECURITY FUND

This fund was established, pursuant to State statutes, to account for the collection of Courthouse security fees assessed in court cases. Revenue is subsequently transferred to the general fund where expenditures for Courthouse security are recorded.

FUND 22400 – JUVENILE DELINQUENCY PREVENTION FUND

This fund was established, pursuant to State statutes, to account for the collection of a fee related to graffiti court cases. The revenues in this fund are to be used to repair damages, provide educational and intervention programs, and provide rewards to the public for aiding in the apprehension and prosecution of offenders who commit graffiti offenses.

FUND 22500 - ALTERNATIVE DISPUTE RESOLUTION SYSTEM (ADRS)

This fund was established, pursuant to State statutes, to account for an alternative dispute resolution system for the peaceable and expeditious resolution of citizen disputes.

FUND 22600 – PROBATE CONTRIBUTIONS FUND

This fund was established, pursuant to State statutes, to account for the collection of a fee under Section 51.704. The revenues in this fund are to be used for court-related purposes for the support of the statutory probate courts.

FUND 24300 - APPELLATE JUDICIAL SYSTEM FUND

This fund was established, pursuant to State statutes, to account for the collection and expenditure of monies collected in civil cases to provide for a portion of the operational costs of the Court of Appeals.

FUND 22700 – JUSTICE COURT TECHNOLOGY FUND

This fund was established, pursuant to State statutes, to account for the collection and expenditure of monies to provide for technology in the justice of the peace courts.

FUND 22800 – JUSTICE COURT BUILDING SECURITY FUND

This fund was established, pursuant to State statutes, to account for the collection and expenditure of monies to provide for security in the justice court buildings.

FUND 22900 – CHILD ABUSE PREVENTION FUND

This fund was established, pursuant to State statutes, to account for the collection and expenditure of monies to provide for child abuse prevention programs.

FUND 23000 – FAMILY PROTECTION FUND

This fund was established, pursuant to State statutes, to account for the collection and expenditure of monies to provide for family protection services.

FUND 23100 – GUARDIANSHIP FUND

This fund was established, pursuant to State statutes, to account for the collection and expenditure of monies to provide compensation of a guardian ad litem, an attorney ad litem, and/or fund local guardianship programs for indigent incapacitated persons.

FUND 23200 – DRUG AND ALCOHOL COURT FUND

This fund was established, pursuant to State statutes, to account for the collection and expenditure of monies to provide for drug and alcohol court program.

FUND 23300 – COUNTY AND DISTRICT COURT TECHNOLOGY FUND

This fund was established, pursuant to State statutes, to account for the collection and expenditure of monies to provide for county and district court technology.

TARRANT COUNTY, TEXAS
COMBINING BALANCE SHEET
COURT DESIGNATED FUNDS
AS OF 3/31/2017

<u>COMBINED TOTAL</u>		<u>COURTHOUSE SECURITY</u>	<u>JUVENILE DELINQUENCY PREVENTION</u>	<u>ADRS</u>	<u>PROBATE CONTRIBUTION FUND</u>	<u>APPELLATE JUDICIAL SYSTEM</u>
ASSETS						
\$2,244,942.55	CASH AND INVESTMENTS	\$0.00	\$2,415.87	\$830,990.05	\$262,610.24	\$32,547.54
<u>7,602.80</u>	OTHER RECEIVABLES	<u>0.00</u>	<u>0.00</u>	<u>3,237.00</u>	<u>0.00</u>	<u>1,380.00</u>
<u>\$2,252,545.35</u>	TOTAL ASSETS	<u>\$0.00</u>	<u>\$2,415.87</u>	<u>\$834,227.05</u>	<u>\$262,610.24</u>	<u>\$33,927.54</u>
LIABILITIES AND FUND BALANCE						
LIABILITIES:						
\$18,237.26	ACCOUNTS PAYABLE	\$0.00	\$0.00	\$0.00	\$0.00	\$0.00
<u>6,356.82</u>	OTHER LIABILITIES	<u>0.00</u>	<u>0.00</u>	<u>0.00</u>	<u>1,541.04</u>	<u>1,530.22</u>
24,594.08	TOTAL LIABILITIES	0.00	0.00	0.00	1,541.04	1,530.22
FUND BALANCE :						
<u>2,227,951.27</u>	FUND BALANCES	<u>0.00</u>	<u>2,415.87</u>	<u>834,227.05</u>	<u>261,069.20</u>	<u>32,397.32</u>
<u>\$2,252,545.35</u>	TOTAL LIABILITIES AND FUND BALANCE	<u>\$0.00</u>	<u>\$2,415.87</u>	<u>\$834,227.05</u>	<u>\$262,610.24</u>	<u>\$33,927.54</u>

JUSTICE COURT TECHNOLOGY FUND	JUSTICE COURT BLDG SECURITY FUND	CHILD ABUSE PREVENTION FUND	FAMILY PROTECTION FUND	GUARDIANSHIP FUND	DRUG & ALCOHOL COURT	COUNTY AND DISTRICT COURT TECHNOLOGY FUND
\$137,921.00	\$0.00	\$54,770.35	\$163,822.37	\$11,620.95	\$661,119.20	\$87,124.98
0.00	0.00	0.00	1,065.00	1,760.00	113.59	47.21
<u>\$137,921.00</u>	<u>\$0.00</u>	<u>\$54,770.35</u>	<u>\$164,887.37</u>	<u>\$13,380.95</u>	<u>\$661,232.79</u>	<u>\$87,172.19</u>
\$1,862.00	\$0.00	\$5.17	\$16,370.09	\$0.00	\$0.00	\$0.00
0.00	0.00	0.00	0.00	0.00	3,285.56	0.00
1,862.00	0.00	5.17	16,370.09	0.00	3,285.56	0.00
<u>136,059.00</u>	<u>0.00</u>	<u>54,765.18</u>	<u>148,517.28</u>	<u>13,380.95</u>	<u>657,947.23</u>	<u>87,172.19</u>
<u>\$137,921.00</u>	<u>\$0.00</u>	<u>\$54,770.35</u>	<u>\$164,887.37</u>	<u>\$13,380.95</u>	<u>\$661,232.79</u>	<u>\$87,172.19</u>

TARRANT COUNTY, TEXAS
COMBINING STATEMENT OF REVENUES AND EXPENDITURES
AND CHANGES IN FUND BALANCE
COURT DESIGNATED FUNDS
FOR THE SIX (6) MONTHS ENDED 3/31/2017

<u>COMBINED TOTAL</u>		<u>COURTHOUSE SECURITY</u>	<u>JUVENILE DELINQUENCY PREVENTION</u>	<u>ADRS</u>	<u>PROBATE CONTRIBUTION FUND</u>	<u>APPELLATE JUDICIAL SYSTEM</u>
	REVENUES:					
\$808,950.37	FEES OF OFFICE	\$291,121.98	\$150.00	\$196,652.05	\$0.00	\$80,260.00
77,267.10	INTERGOVERNMENTAL	0.00	0.00	0.00	77,267.10	0.00
7,666.06	INVESTMENT INCOME	0.00	7.73	2,760.83	860.45	106.93
0.95	MISCELLANEOUS	0.00	0.00	0.00	0.00	0.00
<u>893,884.48</u>	TOTAL REVENUES	<u>291,121.98</u>	<u>157.73</u>	<u>199,412.88</u>	<u>78,127.55</u>	<u>80,366.93</u>
	EXPENDITURES:					
	CURRENT:					
236,259.80	GENERAL GOVERNMENT	0.00	0.00	156,259.80	0.00	0.00
45,247.47	PUBLIC SAFETY	0.00	0.00	0.00	0.00	0.00
310,474.07	JUDICIAL	0.00	0.00	0.00	75,343.90	72,191.42
26,286.38	CAPITAL/CONSTRUCTION	0.00	0.00	0.00	0.00	0.00
<u>618,267.72</u>	TOTAL EXPENDITURES	<u>0.00</u>	<u>0.00</u>	<u>156,259.80</u>	<u>75,343.90</u>	<u>72,191.42</u>
275,616.76	EXCESS (DEFICIT) OF REVENUES OVER EXPENDITURES	291,121.98	157.73	43,153.08	2,783.65	8,175.51
	OTHER FINANCING SOURCES (USES):					
<u>(294,510.74)</u>	OPERATING TRANSFERS OUT	<u>(291,121.98)</u>	0.00	0.00	0.00	0.00
(18,893.98)	EXCESS (DEFICIT) OF REVENUES AND OPERATING TRANSFERS OVER EXPENDITURES	0.00	157.73	43,153.08	2,783.65	8,175.51
	FUND BALANCES:					
<u>2,246,845.25</u>	BEGINNING OF PERIOD	0.00	2,258.14	791,073.97	258,285.55	24,221.81
<u>\$2,227,951.27</u>	END OF PERIOD	<u>\$0.00</u>	<u>\$2,415.87</u>	<u>\$834,227.05</u>	<u>\$261,069.20</u>	<u>\$32,397.32</u>

<u>JUSTICE COURT TECHNOLOGY FUND</u>	<u>JUSTICE COURT BUILDING SECURITY</u>	<u>CHILD ABUSE PREVENTION FUND</u>	<u>FAMILY PROTECTION FUND</u>	<u>GUARDIANSHIP FUND</u>	<u>DRUG & ALCOHOL COURT</u>	<u>COUNTY AND DISTRICT COURT TECHNOLOGY FUND</u>
\$13,564.71	\$3,388.76	\$4,524.37	\$59,451.00	\$50,580.00	\$85,278.14	\$23,979.36
0.00	0.00	0.00	0.00	0.00	0.00	0.00
449.63	0.00	175.43	587.88	145.09	2,296.99	275.10
0.95	0.00	0.00	0.00	0.00	0.00	0.00
<u>14,015.29</u>	<u>3,388.76</u>	<u>4,699.80</u>	<u>60,038.88</u>	<u>50,725.09</u>	<u>87,575.13</u>	<u>24,254.46</u>
0.00	0.00	0.00	0.00	80,000.00	0.00	0.00
0.00	0.00	0.00	0.00	0.00	45,247.47	0.00
0.00	0.00	0.00	86,850.45	0.00	76,088.30	0.00
<u>5,886.38</u>	<u>0.00</u>	<u>0.00</u>	<u>0.00</u>	<u>0.00</u>	<u>0.00</u>	<u>20,400.00</u>
<u>5,886.38</u>	<u>0.00</u>	<u>0.00</u>	<u>86,850.45</u>	<u>80,000.00</u>	<u>121,335.77</u>	<u>20,400.00</u>
8,128.91	3,388.76	4,699.80	(26,811.57)	(29,274.91)	(33,760.64)	3,854.46
0.00	(3,388.76)	0.00	0.00	0.00	0.00	0.00
8,128.91	0.00	4,699.80	(26,811.57)	(29,274.91)	(33,760.64)	3,854.46
<u>127,930.09</u>	<u>0.00</u>	<u>50,065.38</u>	<u>175,328.85</u>	<u>42,655.86</u>	<u>691,707.87</u>	<u>83,317.73</u>
<u>\$136,059.00</u>	<u>\$0.00</u>	<u>\$54,765.18</u>	<u>\$148,517.28</u>	<u>\$13,380.95</u>	<u>\$657,947.23</u>	<u>\$87,172.19</u>



**TARRANT COUNTY, TEXAS
ENTERPRISE FUNDS
FUND DESCRIPTIONS**

FUND 51100 – RESOURCE CONNECTION

This fund was established to account for activities of the Resource Connection.

FUND 51200 – OIL & GAS ROYALTY FUND

This fund was established to account for proceeds from the lease of County mineral rights on the Resource Connection campus.

TARRANT COUNTY, TEXAS
STATEMENT OF NET POSITION
ENTERPRISE FUNDS
AS OF 3/31/2017

<u>COMBINED TOTAL</u>		<u>RESOURCE CONNECTION</u>	<u>OIL & GAS ROYALTY</u>
ASSETS			
\$2,199,046.09	CASH AND INVESTMENTS	\$1,028,393.52	\$1,170,652.57
48,065.08	OTHER RECEIVABLES (NET)	48,065.08	0.00
5,285.65	PREPAID EXPENSES & INVENTORY	5,285.65	0.00
<u>4,390,110.75</u>	FIXED ASSETS (NET)	<u>3,548,686.64</u>	<u>841,424.11</u>
<u>6,642,507.57</u>	TOTAL ASSETS	<u>4,630,430.89</u>	<u>2,012,076.68</u>
DEFERRED OUTFLOWS OF RESOURCES			
104,673.00	PENSION CONTRIBUTIONS AFTER MEASUREMENT DATE	104,673.00	0.00
255,513.00	DIFFERENCE IN PROJECTED AND ACTUAL EARNINGS	255,513.00	0.00
53,062.00	CHANGES IN ASSUMPTIONS	53,062.00	0.00
<u>413,248.00</u>	TOTAL DEFERRED OUTFLOWS OF RESOURCES	<u>413,248.00</u>	<u>0.00</u>
LIABILITIES			
82,059.95	ACCOUNTS PAYABLE	77,631.59	4,428.36
17,659.84	OTHER LIABILITIES	17,659.84	0.00
348,854.67	ADVANCE FROM CAPITAL PROJECTS FUND	348,854.67	0.00
58,990.83	UNEARNED REVENUE	58,990.83	0.00
1,081,604.00	NET PENSION LIABILITY	1,081,604.00	0.00
<u>179,787.50</u>	COMPENSATED ABSENCES	<u>179,787.50</u>	<u>0.00</u>
<u>1,768,956.79</u>	TOTAL LIABILITIES	<u>1,764,528.43</u>	<u>4,428.36</u>
DEFERRED INFLOWS OF RESOURCES			
<u>40,772.00</u>	DIFFERENCE IN EXPECTED AND ACTUAL EXPERIENCE	<u>40,772.00</u>	<u>0.00</u>
<u>40,772.00</u>	TOTAL DEFERRED INFLOWS OF RESOURCES	<u>40,772.00</u>	<u>0.00</u>
NET POSITION			
<u>5,246,026.78</u>	NET POSITION	<u>3,238,378.46</u>	<u>2,007,648.32</u>
<u>\$5,246,026.78</u>	TOTAL NET POSITION	<u>\$3,238,378.46</u>	<u>\$2,007,648.32</u>

TARRANT COUNTY, TEXAS
COMBINING STATEMENT OF REVENUES, EXPENSES
AND CHANGES IN FUND NET POSITION
ENTERPRISE FUNDS
FOR THE SIX (6) MONTHS ENDED 3/31/2017

COMBINED TOTAL		RESOURCE CONNECTION	OIL & GAS ROYALTY
	OPERATING REVENUES:		
\$1,595,787.69	BUILDING RENTALS	\$1,595,787.69	\$0.00
56,401.76	OTHER REVENUES	2,481.16	53,920.60
1,652,189.45	TOTAL OPERATING REVENUES	1,598,268.85	53,920.60
	OPERATING EXPENSES:		
645,854.16	PERSONNEL	645,854.16	0.00
878,533.08	BUILDING AND EQUIPMENT	762,698.08	115,835.00
141,126.78	DEPRECIATION AND AMORTIZATION	100,709.20	40,417.58
28,030.65	INSURANCE PREMIUMS	28,030.65	0.00
90,454.59	OTHER EXPENSES	90,454.59	0.00
1,783,999.26	TOTAL OPERATING EXPENSES	1,627,746.68	156,252.58
(131,809.81)	OPERATING INCOME (LOSS)	(29,477.83)	(102,331.98)
	NON-OPERATING REVENUE (EXPENSE):		
7,572.15	INTEREST INCOME	3,571.96	4,000.19
(124,237.66)	NET INCOME (LOSS) BEFORE TRANSFERS	(25,905.87)	(98,331.79)
	OPERATING TRANSFERS:		
0.00	OPERATING TRANSFERS IN	0.00	0.00
0.00	OPERATING TRANSFERS OUT	0.00	0.00
(124,237.66)	NET INCOME (LOSS)	(25,905.87)	(98,331.79)
	NET POSITION:		
5,370,264.44	BEGINNING OF PERIOD	3,264,284.33	2,105,980.11
\$5,246,026.78	END OF PERIOD	\$3,238,378.46	\$2,007,648.32



**TARRANT COUNTY, TEXAS
INTERNAL SERVICE FUNDS
FUND DESCRIPTIONS**

FUND 61500 - SELF INSURANCE FUND

This fund was established to account for expenditures of bond proceeds received in fiscal year 1998 for the county self insured general liability claims.

FUND 61900 - WORKERS COMPENSATION

This fund was established to account for workers compensation claims. Prior to the establishment of fund 615, this fund was used for general liability and automobile/property damage claims.

FUND 62100 - COUNTY CLERK PROFESSIONAL LIABILITY FUND

This fund was established to account for the County Clerk's errors and omissions self insurance.

FUND 62200 - DISTRICT CLERK PROFESSIONAL LIABILITY FUND

This fund was established to account for the District Clerk's errors and omissions self insurance.

FUND 65100 - EMPLOYEE BENEFITS FUND

This fund was established to account for Tarrant County employee benefits.

TARRANT COUNTY, TEXAS
STATEMENT OF NET POSITION
INTERNAL SERVICE FUNDS
AS OF 3/31/2017

COMBINED TOTAL		SELF INSURANCE	WORKERS COMPENSATION	COUNTY CLERK PROFESSIONAL LIABILITY
ASSETS				
\$16,407,854.95	CASH AND INVESTMENTS	\$768,097.40	\$2,385,259.96	\$678,624.68
19,304.25	OTHER RECEIVABLES	2,599.78	0.00	0.00
194,000.00	PREPAID EXPENSES AND INVENTORY	0.00	0.00	0.00
16,621,159.20	TOTAL ASSETS	770,697.18	2,385,259.96	678,624.68
LIABILITIES				
\$1,518,973.69	ACCOUNTS PAYABLE	\$5,439.06	\$1,734.61	\$0.00
12,817,964.28	OTHER LIABILITIES	569,849.51	8,031,943.00	0.00
62,787.46	UNEARNED REVENUE	0.00	0.00	0.00
14,399,725.43	TOTAL LIABILITIES	575,288.57	8,033,677.61	0.00
NET POSITION				
2,221,433.77	NET POSITION	195,408.61	(5,648,417.65)	678,624.68
\$2,221,433.77	TOTAL NET POSITION	\$195,408.61	(\$5,648,417.65)	\$678,624.68

<u>DISTRICT CLERK PROFESSIONAL LIABILITY</u>	<u>EMPLOYEE BENEFITS</u>
\$616,633.29	\$11,959,239.62
0.00	16,704.47
<u>0.00</u>	<u>194,000.00</u>
616,633.29	12,169,944.09
\$0.00	\$1,511,800.02
0.00	4,216,171.77
<u>0.00</u>	<u>62,787.46</u>
0.00	5,790,759.25
<u>616,633.29</u>	<u>6,379,184.84</u>
<u>\$616,633.29</u>	<u>\$6,379,184.84</u>

TARRANT COUNTY, TEXAS
COMBINING STATEMENT OF REVENUES, EXPENSES
AND CHANGES IN FUND NET POSITION
INTERNAL SERVICE FUNDS
FOR THE SIX (6) MONTHS ENDED 3/31/2017

<u>COMBINED TOTAL</u>		<u>SELF INSURANCE</u>	<u>WORKERS COMPENSATION</u>	<u>COUNTY CLERK PROFESSIONAL LIABILITY</u>
	OPERATING REVENUES:			
\$10,192,524.17	USER FEES	\$0.00	\$0.00	\$0.00
28,799,078.24	COUNTY CONTRIBUTIONS	0.00	1,432,163.88	0.00
242,172.48	OTHER REVENUES	5,211.35	52,330.51	0.00
39,233,774.89	TOTAL OPERATING REVENUES	5,211.35	1,484,494.39	0.00
	OPERATING EXPENSES:			
12,355.99	PERSONNEL	0.00	0.00	0.00
5,955.31	BUILDING AND EQUIPMENT	4,450.00	0.00	0.00
34,287,795.31	SELF INSURANCE CLAIMS	208,306.14	1,181,226.96	4,673.93
3,494,177.63	INSURANCE PREMIUMS	0.00	0.00	0.00
1,675,082.57	ADMINISTRATION	0.00	0.00	0.00
702,018.70	OTHER EXPENSES	31,242.50	71,052.47	0.00
40,177,385.51	TOTAL OPERATING EXPENSES	243,998.64	1,252,279.43	4,673.93
(943,610.62)	OPERATING INCOME (LOSS)	(238,787.29)	232,214.96	(4,673.93)
	NON-OPERATING REVENUE (EXPENSE):			
48,709.98	INTEREST INCOME	2,884.83	6,891.05	2,272.48
(894,900.64)	NET INCOME (LOSS) BEFORE TRANSFERS	(235,902.46)	239,106.01	(2,401.45)
	OPERATING TRANSFERS:			
0.00	OPERATING TRANSFERS IN	0.00	0.00	0.00
0.00	OPERATING TRANSFERS OUT	0.00	0.00	0.00
(894,900.64)	NET INCOME (LOSS)	(235,902.46)	239,106.01	(2,401.45)
	NET POSITION:			
3,116,334.41	BEGINNING OF PERIOD	431,311.07	(5,887,523.66)	681,026.13
\$2,221,433.77	END OF PERIOD	\$195,408.61	(\$5,648,417.65)	\$678,624.68

<u>DISTRICT CLERK PROFESSIONAL LIABILITY</u>	<u>EMPLOYEE BENEFITS</u>
\$30.00	\$10,192,494.17
0.00	27,366,914.36
<u>0.00</u>	<u>184,630.62</u>
30.00	37,744,039.15
0.00	12,355.99
0.00	1,505.31
0.00	32,893,588.28
0.00	3,494,177.63
0.00	1,675,082.57
<u>32,513.73</u>	<u>567,210.00</u>
<u>32,513.73</u>	<u>38,643,919.78</u>
(32,483.73)	(899,880.63)
2,130.10	34,531.52
<u>(30,353.63)</u>	<u>(865,349.11)</u>
0.00	0.00
<u>0.00</u>	<u>0.00</u>
(30,353.63)	(865,349.11)
<u>646,986.92</u>	<u>7,244,533.95</u>
<u>\$616,633.29</u>	<u>\$6,379,184.84</u>



TARRANT COUNTY
BUDGETARY INFORMATION



TARRANT COUNTY, TEXAS
SUMMARY BUDGET VERSUS ACTUAL (BUDGET BASIS) REVENUE AND EXPENDITURES
FOR THE SIX (6) MONTHS ENDED 03/31/2017
TAX SUPPORTED FUNDS

	CURRENT MONTH ACTUAL	YTD ACTUAL	BUDGET	PERCENT	LAST YEAR PERCENT
<u>GENERAL FUND</u>					
REVENUES:					
Taxes	\$5,405,764	\$334,827,209	\$344,324,602	97.24%	97.71%
Licenses	133,674	474,236	1,230,400	38.54%	59.00%
Fees of Office	8,309,687	21,814,616	56,145,030	38.85%	38.52%
Intergovernmental	866,079	9,489,782	20,503,206	46.28%	44.29%
Investment Income	201,306	571,062	1,379,720	41.39%	28.82%
Other Revenues	857,000	5,794,609	11,387,850	50.88%	49.67%
Transfers	60,855	322,486	640,000	50.39%	51.43%
Contingent			5,000,000		
Cash Carryforward		80,685,538	75,394,155		
	<u>\$15,834,365</u>	<u>\$453,979,538</u>	<u>\$516,004,963</u>	<u>87.98%</u>	<u>87.79%</u>
EXPENDITURES:					
Personnel	\$26,953,904	\$154,358,510	\$322,132,645	47.92%	47.69%
Other	7,129,581	59,636,641	94,374,844	63.19%	60.80%
Transfers	3,586,967	21,501,171	43,807,418	49.08%	49.51%
Grant Match and Subsidy	475,410	975,121	4,214,129	23.14%	25.73%
Undesignated			5,198,029		
Contingent			5,000,000		
Reserves			41,277,898		
	<u>\$38,145,861</u>	<u>\$236,471,443</u>	<u>\$516,004,963</u>	<u>45.83%</u>	<u>45.08%</u>
<u>ROAD & BRIDGE FUND</u>					
REVENUES:					
Taxes	\$231	\$397	\$0	OVER 100%	OVER 100%
Fees of Office	1,919,520	8,437,540	18,125,000	46.55%	49.92%
Intergovernmental	0	85,017	30,000	OVER 100%	OVER 100%
Investment Income	7,630	39,089	39,000	OVER 100%	75.14%
Other Revenues	64,142	141,921	82,000	OVER 100%	OVER 100%
Transfers	559,287	3,355,720	6,711,440	50.00%	50.00%
Cash Carryforward		9,756,178	8,463,068		
	<u>\$2,550,810</u>	<u>\$21,815,862</u>	<u>\$33,450,508</u>	<u>65.22%</u>	<u>71.94%</u>
EXPENDITURES:					
Personnel	\$1,718,062	\$9,546,839	\$19,874,973	48.03%	46.08%
Other	898,062	5,060,696	13,263,086	38.16%	36.13%
Grant Match and Subsidy	0	51,545	103,651	49.73%	3.50%
Undesignated			208,798		
	<u>\$2,616,124</u>	<u>\$14,659,080</u>	<u>\$33,450,508</u>	<u>43.82%</u>	<u>40.69%</u>
<u>DEBT SERVICE FUND</u>					
REVENUES:					
Taxes	\$578,809	\$35,702,378	\$37,536,954	95.11%	95.65%
Investment Income	20,661	53,364	46,887	OVER 100%	97.24%
Other Revenues	0	250	0	OVER 100%	0.00%
Cash Carryforward		1,369,749	1,134,135		
	<u>\$599,470</u>	<u>\$37,125,741</u>	<u>\$38,717,976</u>	<u>95.89%</u>	<u>96.12%</u>
EXPENDITURES:					
Principal	\$0	\$0	\$25,940,000	0.00%	0.00%
Interest	0	5,809,698	11,770,976	49.36%	47.22%
Other Expenditures	0	2,000	7,000	28.57%	39.29%
Reserves			1,000,000		
	<u>\$0</u>	<u>\$5,811,698</u>	<u>\$38,717,976</u>	<u>15.01%</u>	<u>17.65%</u>

**TARRANT COUNTY, TEXAS
GENERAL FUND FEES OF OFFICE ANALYSIS
FOR THE SIX (6) MONTHS ENDED 03/31/2017
(BUDGET BASIS)**

<u>FEE OFFICE</u>	<u>ACTUAL REVENUE</u>	<u>ANNUAL BUDGET</u>	<u>PERCENT COLLECTED</u>	<u>LAST YEAR PERCENT</u>
Tax Assessor/Collector	\$8,563,298	\$31,714,000	27.00%	27.59%
County Clerk	5,432,348	9,916,000	54.78%	54.55%
Sheriff	325,929	685,000	47.58%	43.28%
Constable 1	413,131	750,000	55.08%	51.38%
Constable 2	343,335	650,000	52.82%	48.09%
Constable 3	448,190	700,000	64.03%	45.02%
Constable 4	273,727	485,000	56.44%	48.72%
Constable 5	159,524	280,000	56.97%	49.47%
Constable 6	249,675	485,000	51.48%	54.03%
Constable 7	316,382	625,000	50.62%	43.27%
Constable 8	346,921	682,000	50.87%	47.13%
District Clerk	2,304,859	4,225,000	54.55%	52.02%
Domestic Relations	587,924	1,468,530	40.03%	40.95%
District Attorney	57,214	125,000	45.77%	46.93%
Justice of Peace 1	86,778	150,000	57.85%	54.39%
Justice of Peace 2	98,397	167,000	58.92%	50.76%
Justice of Peace 3	74,371	125,000	59.50%	51.38%
Justice of Peace 4	94,915	149,000	63.70%	48.18%
Justice of Peace 5	49,495	90,000	54.99%	60.31%
Justice of Peace 6	98,853	175,000	56.49%	58.20%
Justice of Peace 7	86,877	174,000	49.93%	45.60%
Justice of Peace 8	64,302	126,000	51.03%	51.05%
County Courts	10,360	18,000	57.56%	56.17%
Elections	1,701	1,500	OVER 100%	56.29%
Medical Examiner	1,126,628	1,852,000	60.83%	65.17%
Other	<u>199,483</u>	<u>327,000</u>	<u>61.00%</u>	<u>53.86%</u>
TOTAL	<u><u>\$21,814,616</u></u>	<u><u>\$56,145,030</u></u>	<u>38.85%</u>	<u>38.52%</u>
RATABLE COLLECTION PERCENTAGE			<u><u>50.00%</u></u>	

**TARRANT COUNTY, TEXAS
BUDGET REPORT
FOR THE SIX (6) MONTHS ENDED 3/31/2017**

GENERAL FUND	CURRENT	ENCUMBRANCES	TOTAL	TOTAL	UNEXPENDED	% BUDGET
	MONTH	AND	EXPENDITURES			
	EXPENDITURES	COMMITMENTS	& COMMITMENTS			USED
County Judge	113,222.38	-	536,606.82	1,105,322.00	568,715.18	48.55%
County Administrator	229,325.40	20,151.06	1,275,429.90	2,579,301.00	1,303,871.10	49.45%
Non-Departmental	4,886,552.53	1,658,214.93	30,568,675.23	61,077,161.00	30,508,485.77	50.05%
Auditor	621,460.41	7,605.06	3,435,589.42	6,998,383.00	3,562,793.58	49.09%
Budget/Risk Management	71,546.12	-	356,958.96	797,649.00	440,690.04	44.75%
Tax Assessor / Collector	1,436,727.86	208,402.85	7,586,389.19	15,312,288.00	7,725,898.81	49.54%
Elections Administration	294,173.16	11,569.14	2,296,069.20	5,896,604.00	3,600,534.80	38.94%
Information Technology	2,792,437.15	2,146,205.66	22,743,107.19	41,200,989.00	18,457,881.81	55.20%
Human Resources	282,908.28	113,055.77	1,588,114.01	3,147,923.00	1,559,808.99	50.45%
Purchasing	205,910.93	390.68	1,150,762.87	2,345,873.00	1,195,110.13	49.05%
Facilities	335,746.76	283,145.02	2,326,554.50	4,623,028.00	2,296,473.50	50.33%
Sheriff	3,761,767.55	389,649.72	21,696,150.01	44,738,225.00	23,042,074.99	48.50%
Sheriff - Confinement	6,353,670.63	3,919,352.26	42,128,017.45	79,487,198.00	37,359,180.55	53.00%
Constable Precinct 1	113,331.03	368.48	626,720.17	1,279,153.00	652,432.83	48.99%
Constable Precinct 2	109,427.39	7,513.88	613,921.02	1,215,267.00	601,345.98	50.52%
Constable Precinct 3	124,606.95	32,447.95	714,042.55	1,388,080.00	674,037.45	51.44%
Constable Precinct 4	84,992.35	5,925.39	499,069.09	999,938.00	500,868.91	49.91%
Constable Precinct 5	74,856.93	5,447.90	428,581.81	856,657.00	428,075.19	50.03%
Constable Precinct 6	82,414.26	15,096.45	465,683.31	937,470.00	471,786.69	49.67%
Constable Precinct 7	110,780.83	5,442.58	634,332.83	1,294,828.00	660,495.17	48.99%
Constable Precinct 8	93,882.01	3,823.61	535,651.79	1,167,318.00	631,666.21	45.89%
Medical Examiner	776,509.88	716,318.88	5,471,488.01	9,310,997.00	3,839,508.99	58.76%
Fire Marshal	36,886.87	310.31	198,804.82	399,153.00	200,348.18	49.81%
Community Supervision	9,897.69	-	38,069.96	177,962.00	139,892.04	21.39%
Juvenile Services	1,495,808.82	1,095,495.90	9,559,738.97	17,971,400.00	8,411,661.03	53.19%
Pretrial Services	118,068.68	12.00	670,228.84	1,372,026.00	701,797.16	48.85%
Buildings	2,058,695.32	3,423,352.72	12,635,773.16	22,587,320.00	9,951,546.84	55.94%
17TH District Court	25,978.92	297.09	145,518.24	293,667.00	148,148.76	49.55%
48TH District Court	24,283.15	-	136,465.68	276,933.00	140,467.32	49.28%
67TH District Court	24,786.38	-	137,360.04	277,401.00	140,040.96	49.52%
96TH District Court	23,759.83	-	135,570.21	275,624.00	140,053.79	49.19%
141ST District Court	24,099.19	-	136,107.33	276,751.00	140,643.67	49.18%
153RD District Court	25,055.47	-	139,987.28	285,263.00	145,275.72	49.07%
236TH District Court	23,896.07	17.59	139,153.75	295,586.00	156,432.25	47.08%
342ND District Court	24,951.33	706.00	137,929.29	276,901.00	138,971.71	49.81%
348TH District Court	24,308.30	-	141,647.35	275,416.00	133,768.65	51.43%
352ND District Court	21,535.55	-	132,856.44	286,331.00	153,474.56	46.40%
Criminal District Court 1	133,416.79	-	762,580.51	1,319,767.00	557,186.49	57.78%
Criminal District Court 2	189,497.70	-	707,224.87	1,353,997.00	646,772.13	52.23%
Criminal District Court 3	142,589.82	-	747,263.76	1,311,339.00	564,075.24	56.98%
Criminal District Court 4	141,225.19	-	615,683.09	1,298,214.00	682,530.91	47.43%
213TH District Court	141,030.41	-	870,297.17	1,538,818.00	668,520.83	56.56%
297TH District Court	142,084.06	-	707,732.04	1,317,712.00	609,979.96	53.71%
371ST District Court	192,470.22	-	988,669.44	1,509,347.00	520,677.56	65.50%
372ND District Court	140,691.36	-	807,472.69	1,659,028.00	851,555.31	48.67%
396TH District Court	133,996.04	-	810,804.52	1,726,999.00	916,194.48	46.95%
432ND District Court	191,663.22	41.40	1,269,748.50	1,586,511.00	316,762.50	80.03%
Magistrate Court	85,713.70	388.64	451,533.65	917,469.00	465,935.35	49.22%
231ST District Court	51,322.01	178.80	309,309.05	619,158.00	309,848.95	49.96%
233RD District Court	63,826.80	19.92	361,478.33	763,715.00	402,236.67	47.33%
322ND District Court	53,790.06	-	295,134.93	616,447.00	321,312.07	47.88%
323RD District Court	259,872.82	-	1,475,481.07	3,138,886.00	1,663,404.93	47.01%
324TH District Court	73,758.83	-	352,578.49	701,483.00	348,904.51	50.26%
325TH District Court	54,110.26	95.00	302,014.01	636,065.00	334,050.99	47.48%
360TH District Court	46,038.21	-	341,081.89	600,761.00	259,679.11	56.77%
Special Judges	21,586.28	-	113,302.88	272,383.00	159,080.12	41.60%
Criminal Court Administration	121,664.75	4.06	679,474.05	1,507,718.00	828,243.95	45.07%
Grand Jury	16,183.17	-	92,050.73	184,293.00	92,242.27	49.95%
Criminal Attorney Appointment	56,523.93	238.72	317,413.18	643,630.00	326,216.82	49.32%
Criminal Mental Health Court	21,816.22	-	99,068.33	250,004.00	150,935.67	39.63%
County Court at Law #1	50,669.37	-	278,883.16	570,841.00	291,957.84	48.85%
County Court at Law #2	53,241.76	-	282,739.63	570,401.00	287,661.37	49.57%
County Court at Law #3	50,139.56	-	275,085.83	565,360.00	290,274.17	48.66%
County Criminal Court 1	75,848.48	292.45	409,190.05	882,608.00	473,417.95	46.36%

**TARRANT COUNTY, TEXAS
BUDGET REPORT
FOR THE SIX (6) MONTHS ENDED 3/31/2017**

	CURRENT MONTH EXPENDITURES	ENCUMBRANCES AND COMMITMENTS	TOTAL EXPENDITURES ENCUMBRANCES & COMMITMENTS	TOTAL BUDGET	UNEXPENDED BUDGET	% BUDGET USED
GENERAL FUND (cont'd)						
County Criminal Court 2	80,768.20	78.02	430,068.76	868,822.00	438,753.24	49.50%
County Criminal Court 3	72,169.43	-	406,984.07	841,363.00	434,378.93	48.37%
County Criminal Court 4	79,943.95	-	423,314.87	854,647.00	431,332.13	49.53%
County Criminal Court 5	85,273.14	98,968.40	605,113.12	1,211,875.00	606,761.88	49.93%
County Criminal Court 6	59,255.55	9.68	355,768.43	742,407.00	386,638.57	47.92%
County Criminal Court 7	73,826.12	196.00	409,950.95	882,868.00	472,917.05	46.43%
County Criminal Court 8	74,357.41	-	396,040.49	772,282.00	376,241.51	51.28%
County Criminal Court 9	68,025.43	0.96	369,189.00	756,011.00	386,822.00	48.83%
County Criminal Court 10	67,610.93	-	382,517.45	792,517.00	409,999.55	48.27%
Probate Court 1	173,133.20	-	1,186,826.72	2,129,668.00	942,841.28	55.73%
Probate Court 2	186,841.12	-	1,257,750.69	2,260,472.00	1,002,721.31	55.64%
Justice of the Peace Pct 1	68,929.04	1,511.79	360,312.96	740,084.00	379,771.04	48.69%
Justice of the Peace Pct 2	68,163.04	44.40	354,283.56	726,167.00	371,883.44	48.79%
Justice of the Peace Pct 3	65,464.40	191.00	364,910.90	705,075.00	340,164.10	51.75%
Justice of the Peace Pct 4	63,094.58	154.00	341,472.03	729,240.00	387,767.97	46.83%
Justice of the Peace Pct 5	48,257.49	42.52	266,515.64	528,615.00	262,099.36	50.42%
Justice of the Peace Pct 6	51,188.49	152.97	318,274.28	693,637.00	375,362.72	45.88%
Justice of the Peace Pct 7	62,446.81	204.12	356,727.87	756,802.00	400,074.13	47.14%
Justice of the Peace Pct 8	62,515.33	-	346,327.54	703,779.00	357,451.46	49.21%
District Attorney	3,275,819.86	152,788.87	18,658,532.34	38,942,997.00	20,284,464.66	47.91%
District Clerk	900,071.40	8,974.72	5,118,899.11	10,557,879.00	5,438,979.89	48.48%
County Clerk	876,676.75	391.02	5,013,710.55	10,583,349.00	5,569,638.45	47.37%
Domestic Relations	660,537.64	7,320.58	3,677,269.34	7,546,750.00	3,869,480.66	48.73%
Jury Services	132,527.33	1,309.81	917,885.31	1,937,784.00	1,019,898.69	47.37%
Courts / Judiciary	33,179.26	-	351,456.99	2,420,891.00	2,069,434.01	14.52%
Human Services	515,375.52	46,256.03	2,446,876.76	4,793,634.00	2,346,757.24	51.04%
Child Protective Services	24,038.25	1,516,681.00	2,134,683.45	2,555,210.00	420,526.55	83.54%
Public Assistance	8,620.00	18,438.00	772,954.00	772,954.00	-	100.00%
Texas AgriLife Extension	57,754.08	899.67	322,990.15	778,301.00	455,310.85	41.50%
Veterans Services	41,250.61	12.50	202,340.74	447,060.00	244,719.26	45.26%
Historical Commission	10,303.85	132.25	59,952.13	131,427.00	71,474.87	45.62%
10010-2017 General Fund - Cash Match						
Sheriff	19,494.76	-	38,182.81	60,010.00	21,827.19	63.63%
District Attorney	35,046.44	-	69,053.31	148,500.00	79,446.69	46.50%
10020-2017 General Fund - Oper Sub						
Sheriff	606.00	-	44,772.83	88,842.00	44,069.17	50.40%
Juvenile Services	420,262.48	-	823,112.28	3,916,777.00	3,093,664.72	21.02%
SUBTOTAL	38,145,861.27	15,926,336.18	236,471,443.97	464,529,036.00	228,057,592.03	50.91%
UNDESIGNATED				5,198,029.00	5,198,029.00	
CONTINGENT				5,000,000.00	5,000,000.00	
RESERVES				41,277,898.00	41,277,898.00	
FUND TOTAL	\$ 38,145,861.27	\$ 15,926,336.18	\$ 236,471,443.97	\$ 516,004,963.00	\$ 279,533,519.03	45.83%

**TARRANT COUNTY, TEXAS
BUDGET REPORT
FOR THE SIX (6) MONTHS ENDED 3/31/2017**

	<u>CURRENT MONTH EXPENDITURES</u>	<u>ENCUMBRANCES AND COMMITMENTS</u>	<u>TOTAL EXPENDITURES ENCUMBRANCES & COMMITMENTS</u>	<u>TOTAL BUDGET</u>	<u>UNEXPENDED BUDGET</u>	<u>% BUDGET USED</u>
ROAD AND BRIDGE (26100)						
Buildings	2,968.67	2,129.15	17,945.18	26,317.00	8,371.82	68.19%
Commissioner Precinct 1	694,366.97	844,924.65	4,150,035.20	7,875,162.00	3,725,126.80	52.70%
Commissioner Precinct 2	321,943.92	237,650.84	2,129,637.36	4,607,504.00	2,477,866.64	46.22%
Commissioner Precinct 3	366,325.01	274,933.78	2,530,712.39	4,986,479.00	2,455,766.61	50.75%
Commissioner Precinct 4	535,418.25	569,963.35	3,589,267.18	7,300,336.00	3,711,068.82	49.17%
Right of Way	450,128.29	4,900.00	613,887.98	4,072,016.00	3,458,128.02	15.08%
Transportation	223,594.05	117,081.18	1,321,819.10	3,837,645.00	2,515,825.90	34.44%
Road & Bridge Non-Department	21,378.84	4,400.00	254,231.20	432,600.00	178,368.80	58.77%
26110-2017 Road & Bridge Grant Match						
Transportation	-	-	51,544.55	103,651.00	52,106.45	49.73%
 SUBTOTAL	<u>2,616,124.00</u>	<u>2,055,982.95</u>	<u>14,659,080.14</u>	<u>33,241,710.00</u>	<u>18,582,629.86</u>	<u>44.10%</u>
UNDESIGNATED				208,798.00	208,798.00	
FUND TOTAL	<u>\$ 2,616,124.00</u>	<u>\$ 2,055,982.95</u>	<u>\$ 14,659,080.14</u>	<u>\$ 33,450,508.00</u>	<u>\$ 18,791,427.86</u>	<u>43.82%</u>
DEBT SERVICE (32100)						
Interest and Sinking	-	-	5,811,698.12	37,717,976.00	31,906,277.88	15.41%
RESERVES				1,000,000.00	1,000,000.00	
FUND TOTAL	<u>\$ -</u>	<u>\$ -</u>	<u>\$ 5,811,698.12</u>	<u>\$ 38,717,976.00</u>	<u>\$ 32,906,277.88</u>	<u>15.01%</u>

**TARRANT COUNTY, TEXAS
SPECIAL BUDGETS
FOR THE SIX (6) MONTHS ENDED 03/31/2017
BUDGET VERSUS ACTUAL (BUDGET BASIS) REVENUE**

FUND #	FUND NAME	ACTUAL REVENUE	BUDGETED REVENUE	PERCENT COLLECTED
21100	Records Preservation/Automation-Filing	\$ 884,754	\$ 1,706,289	51.85%
21200	Records Preservation/Automation-Conviction	328,755	636,141	51.68%
21300	Records Preservation/Restoration	833,568	1,567,514	53.18%
21400	Court Record Preservation Fund	193,692	367,962	52.64%
21500	District Court Records Technology Fund	140,759	272,522	51.65%
22100	Courthouse Security Fund	291,122	560,000	51.99%
22300	Consumer Health Fund	436,629	1,063,000	41.08%
22400	Juvenile Delinquency Prevention	158	-	OVER 100%
22500	Alternative Dispute Resolution	199,413	387,153	51.51%
22600	Probate Contributions Fund	78,128	140,529	55.60%
22700	Justice Court Technology Fund	14,015	26,320	53.25%
22800	Justice Court Building Security	3,389	6,200	54.66%
22900	Child Abuse Prevention Fund	4,700	7,330	64.12%
23000	Family Protection	60,039	122,502	49.01%
23100	Guardianship	50,725	90,058	56.32%
23200	Drug & Alcohol Court	87,575	174,200	50.27%
23300	County and District Court Technology Fund	24,254	48,473	50.04%
24100	Law Library	610,669	1,191,688	51.24%
24200	Education Fund	103,410	20,000	OVER 100%
24300	Appellate Judicial System	80,367	155,087	51.82%
25100	Vehicle Inventory Tax	1,393	220,800	0.63%
45100	Non-Debt Capital	18,454,020	36,466,767	50.61%
47600	2006 Bond Election - Buildings	159,246	129,573	OVER 100%
47700	2006 Bond Election - Transportation	253,905	225,713	OVER 100%
51100	Resource Connection	1,601,941	3,307,858	48.43%
51200	Oil & Gas Royalty Resource Connection	57,921	52,661	OVER 100%
61500	Self Insurance	8,096	627,775	1.29%
61900	Workers Compensation	1,491,385	2,796,633	53.33%
62100	County Clerk Professional Liability	2,272	1,851	OVER 100%
62200	District Clerk Professional Liability	2,160	1,814	OVER 100%
65100	Employee Group Insurance - Medical	37,778,571	78,120,237	48.36%
D6200	DA Restitution Collection Fee	6,783	-	OVER 100%
D8300	DA Non-Drug Forfeitures	54,424	725	OVER 100%
D8700	DA Law Enforcement	284,146	1,735	OVER 100%
G1100	8th Admin Judicial Region	54,755	106,538	51.39%
S8700	Sheriff's Inmate Commissary Fund	875,128	1,508,561	58.01%
S9300	Combined Narcotics Enforcement Team	17,998	400,000	4.50%
S9500	Sheriff Federal Forfeiture-Treasury Funds	3,268	1,284	OVER 100%
S9600	Sheriff Federal Forfeiture-Non DEA	12,779	738	OVER 100%
S9700	Sheriff Federal Forfeiture-Justice Funds	14,620	464	OVER 100%
T0400	Public Health	6,618,063	12,591,244	52.56%
T0450	Public Health 1115 Waiver	6,076,778	11,300,000	53.78%
T0500	Section 125 Forfeitures	3,317	1,817	OVER 100%
T0600	Children's Home Fund	1,066	1,163	91.66%
T0700	Bail Bond Board	9,050	27,350	33.09%
T0800	TDPRS - Title IVE	568	498	OVER 100%
T0900	Constable Forfeiture	2,148	-	OVER 100%
T1000	Juvenile Probation District	13,126	20,600	63.72%
T1100	Unclaimed Juvenile Restitution	36	-	OVER 100%
T1300	Deferred Prosecution Program	36,675	73,800	49.70%
T2000	Historical Commission	19	15	OVER 100%
T2100	Historical Comm Archives	1,032	1,023	OVER 100%
T2300	Cemetery Fund	130	105	OVER 100%
T3000	DA - JPS Contract	188,986	377,971	50.00%
T3100	Emergency Services District #1	39,021	79,000	49.39%
T3300	CSCD Bond Supervision Unit	293,651	614,962	47.75%
T3400	Criminal Courts Drug Program	93,655	-	OVER 100%
T3700	Medical Examiner Conference Fund	171	139	OVER 100%
T4100	PMC Insured - 340B	1,104,419	4,801,127	23.00%

**TARRANT COUNTY, TEXAS
SPECIAL BUDGETS
FOR THE SIX (6) MONTHS ENDED 03/31/2017
BUDGET VERSUS ACTUAL (BUDGET BASIS) REVENUE**

<u>FUND #</u>	<u>FUND NAME</u>	<u>ACTUAL REVENUE</u>	<u>BUDGETED REVENUE</u>	<u>PERCENT COLLECTED</u>
T5200	Miscellaneous Donations-Juvenile Probation	3,911	7,110	55.01%
T5300	Tarrant County Disaster Relief Donations	89	-	OVER 100%
T5600	Miscellaneous Donations - Human Services	150,304	150,143	OVER 100%
T5640	Human Services - Reliant Energy	26,064	26,007	OVER 100%
T5642	Human Services - Cirro	7	6	OVER 100%
T5644	Human Svc - Stream	500	250	OVER 100%
T5646	Human Svc - Direct Energy	13,500	15,000	90.00%
T5700	Miscellaneous Donations-CPS	30,627	56,187	54.51%
T5800	Miscellaneous Donations-Health Dept	1,862	117	OVER 100%
T6000	Miscellaneous Donations-Family Court	3,800	7,000	54.29%
T6100	Miscellaneous Donations-CRCG	221	58	OVER 100%
T6200	Miscellaneous Donations-Peace Officers Memorial	69	55	OVER 100%
T6500	ATTF Rental Assoc Donation	3	-	OVER 100%
T7000	Sheriff's Employee Recognition and Award	10,351	-	OVER 100%
T7100	Contract Elections	225,599	2,000,000	11.28%
T7300	Elections Chapter 19	9,748	-	OVER 100%

**TARRANT COUNTY, TEXAS
BUDGET REPORT
FOR THE SIX (6) MONTHS ENDED 3/31/2017**

	CURRENT MONTH EXPENDITURES	ENCUMBRANCES AND COMMITMENTS	TOTAL EXPENDITURES ENCUMBRANCES & COMMITMENTS	TOTAL BUDGET	UNEXPENDED BUDGET	% BUDGET USED
RECORDS PRESERVATION & AUTOMATION - FILINGS (21100)						
County Clerk	111,848.26	89,004.85	807,315.41	7,835,040.00	7,027,724.59	10.30%
FUND TOTAL	<u>\$ 111,848.26</u>	<u>\$ 89,004.85</u>	<u>\$ 807,315.41</u>	<u>\$ 7,835,040.00</u>	<u>\$ 7,027,724.59</u>	<u>10.30%</u>
RECORDS PRESERVATION & AUTOMATION - CONVICTIONS (21200)						
Information Technology	40,426.29	-	253,418.11	1,116,853.00	863,434.89	22.69%
FUND TOTAL	<u>\$ 40,426.29</u>	<u>\$ -</u>	<u>\$ 253,418.11</u>	<u>\$ 1,116,853.00</u>	<u>\$ 863,434.89</u>	<u>22.69%</u>
RECORDS PRESERVATION & RESTORATION (21300)						
County Clerk	70,281.77	32,967.76	428,568.32	6,626,103.00	6,197,534.68	6.47%
FUND TOTAL	<u>\$ 70,281.77</u>	<u>\$ 32,967.76</u>	<u>\$ 428,568.32</u>	<u>\$ 6,626,103.00</u>	<u>\$ 6,197,534.68</u>	<u>6.47%</u>
COURT RECORD PRESERVATION FUND (21400)						
Information Technology	-	-	-	878,732.00	878,732.00	0.00%
District Clerk	21,228.66	-	118,454.76	593,203.00	474,748.24	19.97%
FUND TOTAL	<u>\$ 21,228.66</u>	<u>\$ -</u>	<u>\$ 118,454.76</u>	<u>\$ 1,471,935.00</u>	<u>\$ 1,353,480.24</u>	<u>8.05%</u>
DISTRICT COURT RECORD TECHNOLOGY FUND (21500)						
District Clerk	16,840.93	-	96,382.90	1,013,659.00	917,276.10	9.51%
FUND TOTAL	<u>\$ 16,840.93</u>	<u>\$ -</u>	<u>\$ 96,382.90</u>	<u>\$ 1,013,659.00</u>	<u>\$ 917,276.10</u>	<u>9.51%</u>
COURTHOUSE SECURITY FUND (22100)						
Non-Departmental	55,412.55	-	291,121.98	560,000.00	268,878.02	51.99%
FUND TOTAL	<u>\$ 55,412.55</u>	<u>\$ -</u>	<u>\$ 291,121.98</u>	<u>\$ 560,000.00</u>	<u>\$ 268,878.02</u>	<u>51.99%</u>
CONSUMER HEALTH (22300)						
Public Health	80,900.27	14,866.62	541,216.05	1,545,774.00	1,004,557.95	35.01%
FUND TOTAL	<u>\$ 80,900.27</u>	<u>\$ 14,866.62</u>	<u>\$ 541,216.05</u>	<u>\$ 1,545,774.00</u>	<u>\$ 1,004,557.95</u>	<u>35.01%</u>
JUVENILE DELINQUENCY PREVENTION (22400)						
Facilities	-	-	-	2,256.00	2,256.00	0.00%
FUND TOTAL	<u>\$ -</u>	<u>\$ -</u>	<u>\$ -</u>	<u>\$ 2,256.00</u>	<u>\$ 2,256.00</u>	<u>0.00%</u>
ADRS (22500)						
Non-Departmental	32,231.75	-	156,259.80	1,174,677.00	1,018,417.20	13.30%
FUND TOTAL	<u>\$ 32,231.75</u>	<u>\$ -</u>	<u>\$ 156,259.80</u>	<u>\$ 1,174,677.00</u>	<u>\$ 1,018,417.20</u>	<u>13.30%</u>

**TARRANT COUNTY, TEXAS
BUDGET REPORT
FOR THE SIX (6) MONTHS ENDED 3/31/2017**

	CURRENT MONTH EXPENDITURES	ENCUMBRANCES AND COMMITMENTS	TOTAL EXPENDITURES ENCUMBRANCES & COMMITMENTS	TOTAL BUDGET	UNEXPENDED BUDGET	% BUDGET USED
PROBATE CONTRIBUTIONS FUND (22600)						
Probate Court 1	3,923.79	-	39,649.09	245,674.00	206,024.91	16.14%
Probate Court 2	4,613.54	-	35,694.81	106,311.00	70,616.19	33.58%
FUND TOTAL	<u>\$ 8,537.33</u>	<u>\$ -</u>	<u>\$ 75,343.90</u>	<u>\$ 351,985.00</u>	<u>\$ 276,641.10</u>	<u>21.41%</u>
JUSTICE COURT TECHNOLOGY (22700)						
Information Technology	3,690.00	170.00	6,056.38	134,808.00	128,751.62	4.49%
FUND TOTAL	<u>\$ 3,690.00</u>	<u>\$ 170.00</u>	<u>\$ 6,056.38</u>	<u>\$ 134,808.00</u>	<u>\$ 128,751.62</u>	<u>4.49%</u>
JUSTICE COURT BLDG SECURITY (22800)						
Non-Departmental	742.77	-	3,388.76	6,200.00	2,811.24	54.66%
FUND TOTAL	<u>\$ 742.77</u>	<u>\$ -</u>	<u>\$ 3,388.76</u>	<u>\$ 6,200.00</u>	<u>\$ 2,811.24</u>	<u>54.66%</u>
CHILD ABUSE PREVENTION (22900)						
Non-Departmental	-	-	-	57,325.00	57,325.00	0.00%
FUND TOTAL	<u>\$ -</u>	<u>\$ -</u>	<u>\$ -</u>	<u>\$ 57,325.00</u>	<u>\$ 57,325.00</u>	<u>0.00%</u>
FAMILY PROTECTION (23000)						
Non-Departmental	-	-	-	87,897.00	87,897.00	0.00%
323RD District Court	16,370.09	16,370.09	103,220.54	104,000.00	779.46	99.25%
Public Assistance	-	-	-	100,000.00	100,000.00	0.00%
FUND TOTAL	<u>\$ 16,370.09</u>	<u>\$ 16,370.09</u>	<u>\$ 103,220.54</u>	<u>\$ 291,897.00</u>	<u>\$ 188,676.46</u>	<u>35.36%</u>
GUARDIANSHIP (23100)						
Non-Departmental	-	-	80,000.00	129,937.00	49,937.00	61.57%
FUND TOTAL	<u>\$ -</u>	<u>\$ -</u>	<u>\$ 80,000.00</u>	<u>\$ 129,937.00</u>	<u>\$ 49,937.00</u>	<u>61.57%</u>
DRUG & ALCOHOL COURT (23200)						
Community Supervision	11,851.89	-	45,247.47	83,000.00	37,752.53	54.52%
323RD District Court	-	98,220.54	98,220.54	368,204.00	269,983.46	26.68%
Criminal Court Administration	13,758.15	-	76,088.30	335,700.00	259,611.70	22.67%
FUND TOTAL	<u>\$ 25,610.04</u>	<u>\$ 98,220.54</u>	<u>\$ 219,556.31</u>	<u>\$ 786,904.00</u>	<u>\$ 567,347.69</u>	<u>27.90%</u>
COUNTY & DISTRICT COURT TECHNOLOGY FUND (23300)						
Information Technology	-	-	-	83,881.00	83,881.00	0.00%
FUND TOTAL	<u>\$ -</u>	<u>\$ -</u>	<u>\$ -</u>	<u>\$ 83,881.00</u>	<u>\$ 83,881.00</u>	<u>0.00%</u>
LAW LIBRARY (24100)						
Law Library	86,462.03	382,430.86	841,810.77	1,493,929.00	652,118.23	56.35%
Judicial Law Library	14,545.80	76,224.90	137,265.50	175,000.00	37,734.50	78.44%
FUND TOTAL	<u>\$ 101,007.83</u>	<u>\$ 458,655.76</u>	<u>\$ 979,076.27</u>	<u>\$ 1,668,929.00</u>	<u>\$ 689,852.73</u>	<u>58.66%</u>

**TARRANT COUNTY, TEXAS
BUDGET REPORT
FOR THE SIX (6) MONTHS ENDED 3/31/2017**

	CURRENT MONTH EXPENDITURES	ENCUMBRANCES AND COMMITMENTS	TOTAL EXPENDITURES ENCUMBRANCES & COMMITMENTS	TOTAL BUDGET	UNEXPENDED BUDGET	% BUDGET USED
EDUCATION FUND (24200)						
Sheriff	18,778.72	-	37,482.20	146,104.00	108,621.80	25.65%
Sheriff - Confinement	-	-	-	25,256.00	25,256.00	0.00%
Constable Precinct 1	-	-	-	2,131.00	2,131.00	0.00%
Constable Precinct 2	-	-	-	1,956.00	1,956.00	0.00%
Constable Precinct 3	-	-	600.00	898.00	298.00	66.82%
Constable Precinct 4	-	-	-	10,725.00	10,725.00	0.00%
Constable Precinct 5	-	-	-	2,503.00	2,503.00	0.00%
Constable Precinct 6	-	-	-	3,726.00	3,726.00	0.00%
Constable Precinct 7	-	-	-	4,587.00	4,587.00	0.00%
Constable Precinct 8	-	-	-	178.00	178.00	0.00%
Fire Marshal	-	-	-	780.00	780.00	0.00%
Probate Court 1	1,429.34	-	1,804.34	25,664.00	23,859.66	7.03%
Probate Court 2	1,337.86	-	5,543.58	25,673.00	20,129.42	21.59%
District Attorney	-	-	260.18	544.00	283.82	47.83%
FUND TOTAL	\$ 21,545.92	\$ -	\$ 45,690.30	\$ 250,725.00	\$ 205,034.70	18.22%
APPELLATE JUDICIAL SYSTEM (24300)						
Appeals Court	16,545.42	-	72,191.42	180,087.00	107,895.58	40.09%
FUND TOTAL	\$ 16,545.42	\$ -	\$ 72,191.42	\$ 180,087.00	\$ 107,895.58	40.09%
VEHICLE INVENTORY TAX (25100)						
Tax Assessor / Collector	5,605.36	-	35,529.96	641,446.00	605,916.04	5.54%
FUND TOTAL	\$ 5,605.36	\$ -	\$ 35,529.96	\$ 641,446.00	\$ 605,916.04	5.54%
NON-DEBT CAPITAL (45100)						
Non-Departmental	-	-	1,508.70	13,340,631.00	13,339,122.30	0.01%
Budget/Risk Management	-	-	-	2,528.00	2,528.00	0.00%
Tax Assessor / Collector	2,959.94	9,482.86	19,008.80	118,040.00	99,031.20	16.10%
Information Technology	63,257.62	1,494,684.33	2,690,083.84	17,630,541.00	14,940,457.16	15.26%
Human Resources	884.92	1,389.00	3,033.48	4,640.00	1,606.52	65.38%
Purchasing	459.50	-	1,196.65	2,500.00	1,303.35	47.87%
Facilities	2,162.68	135,349.00	238,966.40	258,250.00	19,283.60	92.53%
Sheriff	-	89,132.00	141,321.75	401,725.00	260,403.25	35.18%
Sheriff - Confinement	-	3,036.91	23,949.55	26,372.00	2,422.45	90.81%
Constable Precinct 2	-	-	-	950.00	950.00	0.00%
Constable Precinct 3	-	1,442.90	2,530.91	2,539.00	8.09	99.68%
Medical Examiner	32,107.38	-	186,874.46	231,700.00	44,825.54	80.65%
Community Supervision	-	-	-	5,000.00	5,000.00	0.00%
Juvenile Services	-	5,178.95	6,366.07	45,989.00	39,622.93	13.84%
Pretrial Services	-	-	5,085.00	36,500.00	31,415.00	13.93%
Buildings	278,960.51	15,395,773.61	16,466,656.84	49,249,329.00	32,782,672.16	33.44%
348TH District Court	-	997.23	997.23	1,000.00	2.77	99.72%
Criminal District Court 1	-	-	-	586.00	586.00	0.00%
213TH District Court	-	-	-	2,400.00	2,400.00	0.00%
Magistrate Court	-	-	198.74	2,500.00	2,301.26	7.95%
Criminal Court Administration	199.99	1,761.32	2,956.75	19,490.00	16,533.25	15.17%
Grand Jury	-	-	-	1,000.00	1,000.00	0.00%
Criminal Attorney Appointment	-	-	271.98	1,000.00	728.02	27.20%
Criminal Mental Health Court	-	-	-	1,000.00	1,000.00	0.00%
County Criminal Court 5	-	-	-	500.00	500.00	0.00%
County Criminal Court 7	-	-	723.29	953.00	229.71	75.90%
Probate Court 2	1,795.52	-	6,485.52	8,222.00	1,736.48	78.88%
Justice of the Peace Pct 1	-	-	-	1,000.00	1,000.00	0.00%
Justice of the Peace Pct 8	-	-	-	3,600.00	3,600.00	0.00%
District Attorney	-	422.90	422.90	500.00	77.10	84.58%
District Clerk	2,387.95	-	36,766.54	38,666.00	1,899.46	95.09%
County Clerk	-	1,737.19	1,737.19	4,030.00	2,292.81	43.11%
Domestic Relations	814.69	-	4,127.65	4,146.00	18.35	99.56%

**TARRANT COUNTY, TEXAS
BUDGET REPORT
FOR THE SIX (6) MONTHS ENDED 3/31/2017**

	<u>CURRENT MONTH EXPENDITURES</u>	<u>ENCUMBRANCES AND COMMITMENTS</u>	<u>TOTAL EXPENDITURES ENCUMBRANCES & COMMITMENTS</u>	<u>TOTAL BUDGET</u>	<u>UNEXPENDED BUDGET</u>	<u>% BUDGET USED</u>
NON-DEBT CAPITAL (45100) (cont'd)						
Courts / Judiciary	-	-	-	23,734.00	23,734.00	0.00%
Human Services	2,797.74	-	6,774.49	7,390.00	615.51	91.67%
Texas AgriLife Extension	-	-	-	300.00	300.00	0.00%
Veterans Services	-	-	1,072.26	3,000.00	1,927.74	35.74%
Commissioner Precinct 1	231.96	120,053.08	196,342.24	3,040,230.00	2,843,887.76	6.46%
Commissioner Precinct 2	8,344.10	39,761.93	57,489.78	615,682.00	558,192.22	9.34%
Commissioner Precinct 3	-	516,707.24	518,955.17	917,108.00	398,152.83	56.59%
Commissioner Precinct 4	451,983.10	24,196.77	491,034.72	1,246,124.00	755,089.28	39.40%
Transportation	456,056.54	588,629.29	1,645,956.07	1,816,525.00	170,568.93	90.61%
FUND TOTAL	<u>\$ 1,305,404.14</u>	<u>\$ 18,429,736.51</u>	<u>\$ 22,758,894.97</u>	<u>\$ 89,117,920.00</u>	<u>\$ 66,359,025.03</u>	<u>25.54%</u>
2006 BOND ELECTION-BUILDINGS (47600)						
Non-Departmental Buildings	-	-	626.80	1,495,321.00	1,494,694.20	0.04%
	24,832.86	6,052,341.14	6,137,092.60	45,160,197.00	39,023,104.40	13.59%
FUND TOTAL	<u>\$ 24,832.86</u>	<u>\$ 6,052,341.14</u>	<u>\$ 6,137,719.40</u>	<u>\$ 46,655,518.00</u>	<u>\$ 40,517,798.60</u>	<u>13.16%</u>
2006 BOND ELECTION-TRANSPORTATION (47700)						
Non-Departmental Transportation	-	-	1,424.50	1,020,152.00	1,018,727.50	0.14%
	-	2,331,007.34	2,382,542.00	64,169,212.00	61,786,670.00	3.71%
FUND TOTAL	<u>\$ -</u>	<u>\$ 2,331,007.34</u>	<u>\$ 2,383,966.50</u>	<u>\$ 65,189,364.00</u>	<u>\$ 62,805,397.50</u>	<u>3.66%</u>
RESOURCE CONNECTION (51100)						
Non-Departmental Resource Connection	-	-	-	436,732.00	436,732.00	0.00%
	247,121.42	341,250.74	1,897,008.53	3,689,743.00	1,792,734.47	51.41%
FUND TOTAL	<u>\$ 247,121.42</u>	<u>\$ 341,250.74</u>	<u>\$ 1,897,008.53</u>	<u>\$ 4,126,475.00</u>	<u>\$ 2,229,466.47</u>	<u>45.97%</u>
OIL & GAS ROYALTY (51200)						
Resource Connection	4,320.00	7,135.00	122,970.00	1,260,525.00	1,137,555.00	9.76%
FUND TOTAL	<u>\$ 4,320.00</u>	<u>\$ 7,135.00</u>	<u>\$ 122,970.00</u>	<u>\$ 1,260,525.00</u>	<u>\$ 1,137,555.00</u>	<u>9.76%</u>
SELF INSURANCE (61500)						
Self Insurance	44,416.05	-	233,236.14	1,526,506.00	1,293,269.86	15.28%
FUND TOTAL	<u>\$ 44,416.05</u>	<u>\$ -</u>	<u>\$ 233,236.14</u>	<u>\$ 1,526,506.00</u>	<u>\$ 1,293,269.86</u>	<u>15.28%</u>
WORKERS COMPENSATION (61900)						
Self Insurance	191,223.59	-	1,252,279.43	4,904,516.00	3,652,236.57	25.53%
FUND TOTAL	<u>\$ 191,223.59</u>	<u>\$ -</u>	<u>\$ 1,252,279.43</u>	<u>\$ 4,904,516.00</u>	<u>\$ 3,652,236.57</u>	<u>25.53%</u>
COUNTY CLERK PROFESSIONAL LIABILITY (62100)						
County Clerk	-	-	4,673.93	682,810.00	678,136.07	0.68%
FUND TOTAL	<u>\$ -</u>	<u>\$ -</u>	<u>\$ 4,673.93</u>	<u>\$ 682,810.00</u>	<u>\$ 678,136.07</u>	<u>0.68%</u>

**TARRANT COUNTY, TEXAS
BUDGET REPORT
FOR THE SIX (6) MONTHS ENDED 3/31/2017**

	<u>CURRENT MONTH EXPENDITURES</u>	<u>ENCUMBRANCES AND COMMITMENTS</u>	<u>TOTAL EXPENDITURES ENCUMBRANCES & COMMITMENTS</u>	<u>TOTAL BUDGET</u>	<u>UNEXPENDED BUDGET</u>	<u>% BUDGET USED</u>
DISTRICT CLERK						
PROFESSIONAL LIABILITY (62200)						
District Clerk	7,648.14	2,273.06	30,000.00	643,967.00	613,967.00	4.66%
FUND TOTAL	<u>\$ 7,648.14</u>	<u>\$ 2,273.06</u>	<u>\$ 30,000.00</u>	<u>\$ 643,967.00</u>	<u>\$ 613,967.00</u>	<u>4.66%</u>
EMPLOYEE INSURANCE (65100)						
Non-Departmental Self Insurance	48,980.91 6,110,230.30	293,574.00 -	581,093.31 38,426,003.17	12,646,000.00 73,782,285.00	12,064,906.69 35,356,281.83	4.60% 52.08%
FUND TOTAL	<u>\$ 6,159,211.21</u>	<u>\$ 293,574.00</u>	<u>\$ 39,007,096.48</u>	<u>\$ 86,428,285.00</u>	<u>\$ 47,421,188.52</u>	<u>45.13%</u>
DISTRICT ATTORNEY RESTITUTION COLLECTION FEE (D6200)						
District Attorney	-	-	-	12,537.00	12,537.00	0.00%
FUND TOTAL	<u>\$ -</u>	<u>\$ -</u>	<u>\$ -</u>	<u>\$ 12,537.00</u>	<u>\$ 12,537.00</u>	<u>0.00%</u>
DISTRICT ATTORNEY NON-DRUG FORFEITURES (D8300)						
District Attorney	45,056.72	1,079.77	141,478.29	413,477.00	271,998.71	34.22%
FUND TOTAL	<u>\$ 45,056.72</u>	<u>\$ 1,079.77</u>	<u>\$ 141,478.29</u>	<u>\$ 413,477.00</u>	<u>\$ 271,998.71</u>	<u>34.22%</u>
DISTRICT ATTORNEY LAW ENFORCEMENT (D8700)						
District Attorney	3,760.35	1,175.02	33,474.83	754,052.00	720,577.17	4.44%
FUND TOTAL	<u>\$ 3,760.35</u>	<u>\$ 1,175.02</u>	<u>\$ 33,474.83</u>	<u>\$ 754,052.00</u>	<u>\$ 720,577.17</u>	<u>4.44%</u>
8TH ADMIN JUDICIAL REGION (G1100)						
8th Admin Judicial Region	9,883.55	33.00	54,787.67	106,538.00	51,750.33	51.43%
FUND TOTAL	<u>\$ 9,883.55</u>	<u>\$ 33.00</u>	<u>\$ 54,787.67</u>	<u>\$ 106,538.00</u>	<u>\$ 51,750.33</u>	<u>51.43%</u>
SHERIFFS INMATE COMMISSARY (S8700)						
Sheriff - Confinement	139,323.28	76,544.53	623,680.53	4,647,758.00	4,024,077.47	13.42%
FUND TOTAL	<u>\$ 139,323.28</u>	<u>\$ 76,544.53</u>	<u>\$ 623,680.53</u>	<u>\$ 4,647,758.00</u>	<u>\$ 4,024,077.47</u>	<u>13.42%</u>
COMBINED NARCOTICS ENFORCEMENT TEAM (S9300)						
Sheriff	8,875.18	17,065.64	59,584.41	409,143.00	349,558.59	14.56%
FUND TOTAL	<u>\$ 8,875.18</u>	<u>\$ 17,065.64</u>	<u>\$ 59,584.41</u>	<u>\$ 409,143.00</u>	<u>\$ 349,558.59</u>	<u>14.56%</u>
SHERIFF FEDERAL FORFEITURE-TREASURY (S9500)						
Sheriff	3,180.00	4,049.70	13,517.45	467,910.00	454,392.55	2.89%
FUND TOTAL	<u>\$ 3,180.00</u>	<u>\$ 4,049.70</u>	<u>\$ 13,517.45</u>	<u>\$ 467,910.00</u>	<u>\$ 454,392.55</u>	<u>2.89%</u>
SHERIFF FEDERAL FORFEITURE-NON DEA (S9600)						
Sheriff	-	-	-	189,169.00	189,169.00	0.00%
FUND TOTAL	<u>\$ -</u>	<u>\$ -</u>	<u>\$ -</u>	<u>\$ 189,169.00</u>	<u>\$ 189,169.00</u>	<u>0.00%</u>

**TARRANT COUNTY, TEXAS
BUDGET REPORT
FOR THE SIX (6) MONTHS ENDED 3/31/2017**

	<u>CURRENT MONTH EXPENDITURES</u>	<u>ENCUMBRANCES AND COMMITMENTS</u>	<u>TOTAL EXPENDITURES ENCUMBRANCES & COMMITMENTS</u>	<u>TOTAL BUDGET</u>	<u>UNEXPENDED BUDGET</u>	<u>% BUDGET USED</u>
SHERIFF FEDERAL FORFEITURE-JUSTICE (\$9700)						
Sheriff	421.97	-	4,786.15	149,622.00	144,835.85	3.20%
FUND TOTAL	<u>\$ 421.97</u>	<u>\$ -</u>	<u>\$ 4,786.15</u>	<u>\$ 149,622.00</u>	<u>\$ 144,835.85</u>	<u>3.20%</u>
PUBLIC HEALTH (T0400)						
T0400-2017 Public Health						
Buildings	13,467.38	774.00	65,761.96	162,398.00	96,636.04	40.49%
Public Health	1,015,944.73	369,270.19	5,732,130.62	13,061,355.00	7,329,224.38	43.89%
T0410-2017 Public Health - Cash Match						
Public Health	99,723.76	-	197,302.68	517,701.00	320,398.32	38.11%
T0420-2017 Public Health-Op Sub						
Public Health	2,323.15	-	396,327.22	1,237,760.00	841,432.78	32.02%
T0450-2017 Public Health 1115 Wavier						
Non-Departmental	-	-	549,630.00	12,318,361.00	11,768,731.00	4.46%
Buildings	-	12,531.00	12,531.00	56,395.00	43,864.00	22.22%
Public Health	335,065.00	310,814.26	4,672,880.73	10,756,997.00	6,084,116.27	43.44%
FUND TOTAL	<u>\$ 1,466,524.02</u>	<u>\$ 693,389.45</u>	<u>\$ 11,626,564.21</u>	<u>\$ 38,110,967.00</u>	<u>\$ 26,484,402.79</u>	<u>30.51%</u>
SECTION 125 FORFEITURES (T0500)						
Self Insurance	1,895.97	20,510.58	32,802.00	792,023.00	759,221.00	4.14%
FUND TOTAL	<u>\$ 1,895.97</u>	<u>\$ 20,510.58</u>	<u>\$ 32,802.00</u>	<u>\$ 792,023.00</u>	<u>\$ 759,221.00</u>	<u>4.14%</u>
CHILDREN'S HOME FUND (T0600)						
Juvenile Services	-	-	-	61,688.00	61,688.00	0.00%
FUND TOTAL	<u>\$ -</u>	<u>\$ -</u>	<u>\$ -</u>	<u>\$ 61,688.00</u>	<u>\$ 61,688.00</u>	<u>0.00%</u>
BAIL BOND BOARD (T0700)						
Non-Departmental	-	-	1,440.00	28,350.00	26,910.00	5.08%
FUND TOTAL	<u>\$ -</u>	<u>\$ -</u>	<u>\$ 1,440.00</u>	<u>\$ 28,350.00</u>	<u>\$ 26,910.00</u>	<u>5.08%</u>
TDRPS - TITLE IVE (T0800)						
Child Protective Services	1,730.08	886.50	9,334.33	135,618.00	126,283.67	6.88%
FUND TOTAL	<u>\$ 1,730.08</u>	<u>\$ 886.50</u>	<u>\$ 9,334.33</u>	<u>\$ 135,618.00</u>	<u>\$ 126,283.67</u>	<u>6.88%</u>
CONSTABLE FORFEITURE (T0900)						
Constable Precinct 7	-	-	-	9,717.00	9,717.00	0.00%
FUND TOTAL	<u>\$ -</u>	<u>\$ -</u>	<u>\$ -</u>	<u>\$ 9,717.00</u>	<u>\$ 9,717.00</u>	<u>0.00%</u>
JUVENILE PROBATION DISTRICT (T1000)						
Juvenile Services	2,287.45	-	6,418.37	201,081.00	194,662.63	3.19%
FUND TOTAL	<u>\$ 2,287.45</u>	<u>\$ -</u>	<u>\$ 6,418.37</u>	<u>\$ 201,081.00</u>	<u>\$ 194,662.63</u>	<u>3.19%</u>

**TARRANT COUNTY, TEXAS
BUDGET REPORT
FOR THE SIX (6) MONTHS ENDED 3/31/2017**


	<u>CURRENT MONTH EXPENDITURES</u>	<u>ENCUMBRANCES AND COMMITMENTS</u>	<u>TOTAL EXPENDITURES ENCUMBRANCES & COMMITMENTS</u>	<u>TOTAL BUDGET</u>	<u>UNEXPENDED BUDGET</u>	<u>% BUDGET USED</u>
UNCLAIMED JUVENILE RESTITUTION (T1100)						
Juvenile Services	-	-	-	10,556.00	10,556.00	0.00%
FUND TOTAL	<u>\$ -</u>	<u>\$ -</u>	<u>\$ -</u>	<u>\$ 10,556.00</u>	<u>\$ 10,556.00</u>	<u>0.00%</u>
DEFERRED PROSECUTION (T1300)						
District Attorney	6,200.00	-	36,675.00	73,800.00	37,125.00	49.70%
FUND TOTAL	<u>\$ 6,200.00</u>	<u>\$ -</u>	<u>\$ 36,675.00</u>	<u>\$ 73,800.00</u>	<u>\$ 37,125.00</u>	<u>49.70%</u>
HISTORICAL COMMISSION (T2000)						
Historical Commission	-	-	-	5,718.00	5,718.00	0.00%
FUND TOTAL	<u>\$ -</u>	<u>\$ -</u>	<u>\$ -</u>	<u>\$ 5,718.00</u>	<u>\$ 5,718.00</u>	<u>0.00%</u>
HISTORICAL COMMISSION ARCHIVES (T2100)						
Historical Commission	-	-	-	9,941.00	9,941.00	0.00%
FUND TOTAL	<u>\$ -</u>	<u>\$ -</u>	<u>\$ -</u>	<u>\$ 9,941.00</u>	<u>\$ 9,941.00</u>	<u>0.00%</u>
CEMETERY FUND (T2300)						
Historical Commission	-	-	-	25,033.00	25,033.00	0.00%
FUND TOTAL	<u>\$ -</u>	<u>\$ -</u>	<u>\$ -</u>	<u>\$ 25,033.00</u>	<u>\$ 25,033.00</u>	<u>0.00%</u>
DISTRICT ATTORNEY JPS CONTRACT (T3000)						
District Attorney	52,579.60	-	184,861.92	377,971.00	193,109.08	48.91%
FUND TOTAL	<u>\$ 52,579.60</u>	<u>\$ -</u>	<u>\$ 184,861.92</u>	<u>\$ 377,971.00</u>	<u>\$ 193,109.08</u>	<u>48.91%</u>
EMERGENCY SERVICES DISTRICT (T3100)						
Fire Marshal	6,962.99	-	39,021.03	79,000.00	39,978.97	49.39%
FUND TOTAL	<u>\$ 6,962.99</u>	<u>\$ -</u>	<u>\$ 39,021.03</u>	<u>\$ 79,000.00</u>	<u>\$ 39,978.97</u>	<u>49.39%</u>
CSCD BOND SUPERVISION UNIT (T3300)						
Community Supervision	51,530.91	122.50	293,651.25	614,962.00	321,310.75	47.75%
FUND TOTAL	<u>\$ 51,530.91</u>	<u>\$ 122.50</u>	<u>\$ 293,651.25</u>	<u>\$ 614,962.00</u>	<u>\$ 321,310.75</u>	<u>47.75%</u>
CRIMINAL COURTS DRUG PROGRAM (T3400)						
Criminal Court Administration	17,974.63	-	38,779.69	189,698.00	150,918.31	20.44%
FUND TOTAL	<u>\$ 17,974.63</u>	<u>\$ -</u>	<u>\$ 38,779.69</u>	<u>\$ 189,698.00</u>	<u>\$ 150,918.31</u>	<u>20.44%</u>
MEDICAL EXAMINER CONFERENCE (T3700)						
Medical Examiner	78.42	-	123.57	50,316.00	50,192.43	0.25%
FUND TOTAL	<u>\$ 78.42</u>	<u>\$ -</u>	<u>\$ 123.57</u>	<u>\$ 50,316.00</u>	<u>\$ 50,192.43</u>	<u>0.25%</u>

**TARRANT COUNTY, TEXAS
BUDGET REPORT
FOR THE SIX (6) MONTHS ENDED 3/31/2017**

	<u>CURRENT MONTH EXPENDITURES</u>	<u>ENCUMBRANCES AND COMMITMENTS</u>	<u>TOTAL EXPENDITURES ENCUMBRANCES & COMMITMENTS</u>	<u>TOTAL BUDGET</u>	<u>UNEXPENDED BUDGET</u>	<u>% BUDGET USED</u>
INMATE REINTEGRATION PROGRAM (T3900)						
Non-Departmental	-	-	-	131.00	131.00	0.00%
FUND TOTAL	<u>\$ -</u>	<u>\$ -</u>	<u>\$ -</u>	<u>\$ 131.00</u>	<u>\$ 131.00</u>	<u>0.00%</u>
PMC INSURED - 340B (T4100)						
Public Health	349,650.06	396,190.21	1,501,754.60	5,551,127.00	4,049,372.40	27.05%
FUND TOTAL	<u>\$ 349,650.06</u>	<u>\$ 396,190.21</u>	<u>\$ 1,501,754.60</u>	<u>\$ 5,551,127.00</u>	<u>\$ 4,049,372.40</u>	<u>27.05%</u>
MISCELLANEOUS DONATIONS - JUVENILE PROBATION (T5200)						
Juvenile Services	1,550.82	1,980.81	6,972.37	37,775.00	30,802.63	18.46%
FUND TOTAL	<u>\$ 1,550.82</u>	<u>\$ 1,980.81</u>	<u>\$ 6,972.37</u>	<u>\$ 37,775.00</u>	<u>\$ 30,802.63</u>	<u>18.46%</u>
MISCELLANEOUS DONATIONS - HUMAN SERVICES-TXU (T5600)						
Human Services	8,975.54	-	158,682.94	237,623.00	78,940.06	66.78%
FUND TOTAL	<u>\$ 8,975.54</u>	<u>\$ -</u>	<u>\$ 158,682.94</u>	<u>\$ 237,623.00</u>	<u>\$ 78,940.06</u>	<u>66.78%</u>
MISCELLANEOUS DONATIONS - HUMAN SERVICES-RELIANT (T5640)						
Human Services	5,286.60	-	23,774.65	39,007.00	15,232.35	60.95%
FUND TOTAL	<u>\$ 5,286.60</u>	<u>\$ -</u>	<u>\$ 23,774.65</u>	<u>\$ 39,007.00</u>	<u>\$ 15,232.35</u>	<u>60.95%</u>
MISCELLANEOUS DONATIONS - HUMAN SERVICES-CIRRO (T5642)						
Human Services	-	-	-	2,225.00	2,225.00	0.00%
FUND TOTAL	<u>\$ -</u>	<u>\$ -</u>	<u>\$ -</u>	<u>\$ 2,225.00</u>	<u>\$ 2,225.00</u>	<u>0.00%</u>
HUMAN SERVICES-STREAM (T5644)						
Human Services	-	-	-	250.00	250.00	0.00%
FUND TOTAL	<u>\$ -</u>	<u>\$ -</u>	<u>\$ -</u>	<u>\$ 250.00</u>	<u>\$ 250.00</u>	<u>0.00%</u>
HUMAN SERVICES-DIRECT ENERGY (T5646)						
Human Services	300.00	-	17,086.92	36,500.00	19,413.08	46.81%
FUND TOTAL	<u>\$ 300.00</u>	<u>\$ -</u>	<u>\$ 17,086.92</u>	<u>\$ 36,500.00</u>	<u>\$ 19,413.08</u>	<u>46.81%</u>
MISCELLANEOUS DONATIONS - CPS (T5700)						
Child Protective Services	1,422.64	2.44	17,422.39	98,402.00	80,979.61	17.71%
FUND TOTAL	<u>\$ 1,422.64</u>	<u>\$ 2.44</u>	<u>\$ 17,422.39</u>	<u>\$ 98,402.00</u>	<u>\$ 80,979.61</u>	<u>17.71%</u>
MISCELLANEOUS DONATIONS - HEALTH DEPT (T5800)						
Public Health	-	-	2,023.82	32,382.00	30,358.18	6.25%
FUND TOTAL	<u>\$ -</u>	<u>\$ -</u>	<u>\$ 2,023.82</u>	<u>\$ 32,382.00</u>	<u>\$ 30,358.18</u>	<u>6.25%</u>

TARRANT COUNTY, TEXAS
BUDGET REPORT
FOR THE SIX (6) MONTHS ENDED 3/31/2017

	CURRENT MONTH EXPENDITURES	ENCUMBRANCES AND COMMITMENTS	TOTAL EXPENDITURES ENCUMBRANCES & COMMITMENTS	TOTAL BUDGET	UNEXPENDED BUDGET	% BUDGET USED
MISCELLANEOUS DONATIONS - FAMILY COURT SERVICES (T6000)						
Domestic Relations	-	-	-	7,000.00	7,000.00	0.00%
FUND TOTAL	<u>\$ -</u>	<u>\$ -</u>	<u>\$ -</u>	<u>\$ 7,000.00</u>	<u>\$ 7,000.00</u>	<u>0.00%</u>
MISCELLANEOUS DONATIONS - CRCG (T6100)						
Public Assistance	845.00	-	6,858.08	66,197.00	59,338.92	10.36%
FUND TOTAL	<u>\$ 845.00</u>	<u>\$ -</u>	<u>\$ 6,858.08</u>	<u>\$ 66,197.00</u>	<u>\$ 59,338.92</u>	<u>10.36%</u>
MISCELLANEOUS DONATIONS - PEACE OFFICERS MEMORIAL (T6200)						
Peace Officers Memorial	-	-	-	20,540.00	20,540.00	0.00%
FUND TOTAL	<u>\$ -</u>	<u>\$ -</u>	<u>\$ -</u>	<u>\$ 20,540.00</u>	<u>\$ 20,540.00</u>	<u>0.00%</u>
ATTF RENTAL ASSOC DONATION (T6500)						
Sheriff	-	-	-	760.00	760.00	0.00%
FUND TOTAL	<u>\$ -</u>	<u>\$ -</u>	<u>\$ -</u>	<u>\$ 760.00</u>	<u>\$ 760.00</u>	<u>0.00%</u>
CONTRACT ELECTIONS (T7100)						
Elections Administration	9,285.62	140,297.17	1,458,212.61	2,416,226.00	958,013.39	60.35%
FUND TOTAL	<u>\$ 9,285.62</u>	<u>\$ 140,297.17</u>	<u>\$ 1,458,212.61</u>	<u>\$ 2,416,226.00</u>	<u>\$ 958,013.39</u>	<u>60.35%</u>
ELECTIONS CHAPTER 19 (T7300)						
Elections Administration	5,177.16	9,874.85	24,915.01	422,089.00	397,173.99	5.90%
FUND TOTAL	<u>\$ 5,177.16</u>	<u>\$ 9,874.85</u>	<u>\$ 24,915.01</u>	<u>\$ 422,089.00</u>	<u>\$ 397,173.99</u>	<u>5.90%</u>



TARRANT COUNTY
FEE OFFICE ACCOUNTS



TARRANT COUNTY, TEXAS
FEE OFFICE ACCOUNTS
COMBINED SCHEDULE OF CASH RECEIPTS AND DISBURSEMENTS
FOR THE SIX (6) MONTHS ENDED 3/31/2017

<u>COMBINED (1)</u>		<u>TAX ASSESSOR / COLLECTOR</u>	<u>DISTRICT CLERK</u>	<u>COUNTY CLERK</u>
	CASH RECEIPTS			
	GENERAL:			
\$397,294,548	County Fees	\$378,427,126	\$4,462,379	\$7,923,652
208,642,284	State Fees	205,354,914	1,614,841	1,359,801
3,048,027,177	Other	3,047,035,613	478,612	512,952
25,857,489	TRUST	0	5,485,290	7,237,221
3,679,821,498	TOTAL CASH RECEIPTS	3,630,817,653	12,041,122	17,033,626
	CASH DISBURSEMENTS			
	GENERAL:			
390,991,107	County Fees	372,781,663	3,634,924	8,200,362
214,339,492	State Fees	210,227,131	2,465,417	1,334,216
3,040,198,457	Other	3,039,602,794	316,915	274,351
32,701,149	TRUST	0	7,558,207	12,333,136
3,678,230,205	TOTAL CASH DISBURSEMENTS	3,622,611,588	13,975,463	22,142,065
	EXCESS (DEFICIT) RECEIPTS OVER DISBURSEMENTS	8,206,065	(1,934,341)	(5,108,439)
	CASH AND INVESTMENTS:			
115,744,441	BEGINNING	43,552,719	24,289,026	41,209,338
\$117,335,734	ENDING	\$51,758,784	\$22,354,685	\$36,100,899
	<u>FEE OFFICE AGENCY FUND</u>			
\$56,402,895	CASH AND INVESTMENTS			
60,932,839	RESTRICTED ASSETS			
\$117,335,734	TOTAL			

NOTE: Inter-office eliminations not made. Cash receipts and disbursements in one office may also be included in another office.

(1) Activity reported represents five months ended February 28, 2017 for all fee offices including the Tax Assessor/Collector. The activity for the Public Probate Administrator Fund which is thru March 31, 2017.

<u>SHERIFF</u>	<u>COMMUNITY SUPERVISION & CORRECTIONS</u>	<u>DISTRICT ATTORNEY</u>	<u>CONSTABLES</u>	<u>JUSTICES OF THE PEACE</u>	<u>OTHER</u>
\$1,602,099	\$0	\$0	\$296,997	\$2,436,150	\$2,146,145
0	0	0	0	312,728	0
0	0	0	0	0	0
<u>2,979,744</u>	<u>4,955,845</u>	<u>616,113</u>	<u>4,426,723</u>	<u>156,553</u>	<u>0</u>
4,581,843	4,955,845	616,113	4,723,720	2,905,431	2,146,145
1,573,501	0	0	296,847	2,423,848	2,079,962
0	0	0	0	312,728	0
0	0	0	0	0	4,397
<u>2,994,417</u>	<u>4,840,499</u>	<u>404,735</u>	<u>4,426,723</u>	<u>143,432</u>	<u>0</u>
<u>4,567,918</u>	<u>4,840,499</u>	<u>404,735</u>	<u>4,723,570</u>	<u>2,880,008</u>	<u>2,084,359</u>
13,925	115,346	211,378	150	25,423	61,786
<u>5,174,243</u>	<u>747,204</u>	<u>199,542</u>	<u>0</u>	<u>473,574</u>	<u>98,795</u>
<u>\$5,188,168</u>	<u>\$862,550</u>	<u>\$410,920</u>	<u>\$150</u>	<u>\$498,997</u>	<u>\$160,581</u>

TARRANT COUNTY, TEXAS
CONSTABLE ACCOUNTS
COMBINING SCHEDULE OF CASH RECEIPTS AND DISBURSEMENTS
FOR THE SIX (6) MONTHS ENDED 3/31/2017

<u>COMBINED (1)</u>		<u>PRECINCT ONE</u>	<u>PRECINCT TWO</u>	<u>PRECINCT THREE</u>
	CASH RECEIPTS			
	GENERAL:			
\$296,997	County Fees	\$24,785	\$22,714	\$147,257
0	State Fees	0	0	0
0	Other	0	0	0
<u>4,426,723</u>	TRUST	<u>5,122</u>	<u>0</u>	<u>4,342,888</u>
4,723,720	TOTAL CASH RECEIPTS	29,907	22,714	4,490,145
	CASH DISBURSEMENTS			
	GENERAL:			
296,847	County Fees	24,785	22,714	147,257
0	State Fees	0	0	0
0	Other	0	0	0
<u>4,426,723</u>	TRUST	<u>5,122</u>	<u>0</u>	<u>4,342,888</u>
<u>4,723,570</u>	TOTAL CASH DISBURSEMENTS	<u>29,907</u>	<u>22,714</u>	<u>4,490,145</u>
150	EXCESS (DEFICIT) RECEIPTS OVER DISBURSEMENTS	0	0	0
	CASH AND INVESTMENTS:			
<u>0</u>	BEGINNING	<u>0</u>	<u>0</u>	<u>0</u>
<u>\$150</u>	ENDING	<u>\$0</u>	<u>\$0</u>	<u>\$0</u>

NOTE: Inter-office eliminations not made. Cash receipts and disbursements in one office may also be included in another office.

(1) Activity reported represents five months ended February 28, 2017 unless otherwise stated in the accompanying notes to the combined financial statements.

PRECINCT FOUR	PRECINCT FIVE	PRECINCT SIX	PRECINCT SEVEN	PRECINCT EIGHT
\$22,643	\$9,894	\$17,240	\$33,612	\$18,852
0	0	0	0	0
0	0	0	0	0
37,491	0	370	19,009	21,843
60,134	9,894	17,610	52,621	40,695
22,643	9,744	17,240	33,612	18,852
0	0	0	0	0
0	0	0	0	0
37,491	0	370	19,009	21,843
60,134	9,744	17,610	52,621	40,695
0	150	0	0	0
0	0	0	0	0
\$0	\$150	\$0	\$0	\$0

TARRANT COUNTY, TEXAS
JUSTICE OF THE PEACE ACCOUNTS
COMBINING SCHEDULE OF CASH RECEIPTS AND DISBURSEMENTS
FOR THE SIX (6) MONTHS ENDED 3/31/2017

<u>COMBINED (1)</u>		<u>PRECINCT ONE</u>	<u>PRECINCT TWO</u>	<u>PRECINCT THREE</u>
	CASH RECEIPTS			
	GENERAL:			
\$2,436,150	County Fees	\$318,921	\$364,759	\$246,561
312,728	State Fees	28,172	34,649	27,249
0	Other	0	0	0
156,553	TRUST	14,648	34,077	20,060
2,905,431	TOTAL CASH RECEIPTS	361,741	433,485	293,870
	CASH DISBURSEMENTS			
	GENERAL:			
2,423,848	County Fees	321,892	362,992	249,149
312,728	State Fees	28,172	34,649	27,249
0	Other	0	0	0
143,432	TRUST	12,565	27,417	18,163
2,880,008	TOTAL CASH DISBURSEMENTS	362,629	425,058	294,561
25,423	EXCESS (DEFICIT) RECEIPTS OVER DISBURSEMENTS	(888)	8,427	(691)
	CASH AND INVESTMENTS:			
473,574	BEGINNING	58,334	75,476	53,281
\$498,997	ENDING	\$57,446	\$83,903	\$52,590

NOTE: Inter-office eliminations not made. Cash receipts and disbursements in one office may also be included in another office.

(1) Activity reported represents five months ended February 28, 2017 unless otherwise stated in the accompanying notes to the combined financial statements.

PRECINCT FOUR	PRECINCT FIVE	PRECINCT SIX	PRECINCT SEVEN	PRECINCT EIGHT
\$330,497	\$150,703	\$423,751	\$333,619	\$267,339
53,118	24,022	78,805	44,882	21,831
0	0	0	0	0
<u>25,789</u>	<u>1,487</u>	<u>22,902</u>	<u>35,976</u>	<u>1,614</u>
409,404	176,212	525,458	414,477	290,784
327,733	147,743	422,733	323,047	268,559
53,118	24,022	78,805	44,882	21,831
0	0	0	0	0
<u>26,092</u>	<u>2,868</u>	<u>22,173</u>	<u>32,560</u>	<u>1,594</u>
<u>406,943</u>	<u>174,633</u>	<u>523,711</u>	<u>400,489</u>	<u>291,984</u>
2,461	1,579	1,747	13,988	(1,200)
<u>60,123</u>	<u>26,613</u>	<u>69,019</u>	<u>67,374</u>	<u>63,354</u>
<u>\$62,584</u>	<u>\$28,192</u>	<u>\$70,766</u>	<u>\$81,362</u>	<u>\$62,154</u>

TARRANT COUNTY, TEXAS
OTHER FEE OFFICE ACCOUNTS
COMBINING SCHEDULE OF CASH RECEIPTS AND DISBURSEMENTS
FOR THE SIX (6) MONTHS ENDED 3/31/2017

<u>COMBINED(1)</u>		<u>PRE-TRIAL RELEASE</u>	<u>DOMESTIC RELATIONS OFFICE</u>	<u>CHILD SUPPORT</u>	<u>PUBLIC PROBATE ADMINISTRATOR</u>
	CASH RECEIPTS				
	GENERAL:				
\$2,146,145	County Fees	\$72,338	\$123,511	\$1,924,127	\$26,169
0	State Fees	0	0	0	0
0	Other	0	0	0	0
<u>0</u>	TRUST	<u>0</u>	<u>0</u>	<u>0</u>	<u>0</u>
2,146,145	TOTAL CASH RECEIPTS	72,338	123,511	1,924,127	26,169
	CASH DISBURSEMENTS				
	GENERAL:				
2,079,962	County Fees	72,338	124,130	1,881,630	1,864
0	State Fees	0	0	0	0
4,397	Other	0	0	0	4,397
<u>0</u>	TRUST	<u>0</u>	<u>0</u>	<u>0</u>	<u>0</u>
<u>2,084,359</u>	TOTAL CASH DISBURSEMENTS	<u>72,338</u>	<u>124,130</u>	<u>1,881,630</u>	<u>6,261</u>
61,786	EXCESS (DEFICIT) RECEIPTS OVER DISBURSEMENTS	0	(619)	42,497	19,908
	CASH AND INVESTMENTS:				
<u>98,795</u>	BEGINNING	<u>0</u>	<u>5,735</u>	<u>86,657</u>	<u>6,403</u>
<u>\$160,581</u>	ENDING	<u>\$0</u>	<u>\$5,116</u>	<u>\$129,154</u>	<u>\$26,311</u>

NOTE: Inter-office eliminations not made. Cash receipts and disbursements in one office may also be included in another office.

(1) Activity reported represents five months ended February 28, 2017 unless otherwise stated in the accompanying notes to the combined financial statements. Activity for the Public Probate Administrator Fund is thru March 31, 2017.