

COUNTY AUDITOR

**TARRANT COUNTY FINANCIAL STATEMENTS
FOR THE MONTH OF JULY 2018**



TARRANT COUNTY, TEXAS



TARRANT COUNTY
TARRANT COUNTY ADMINISTRATION BUILDING - ROOM 506
100 E. WEATHERFORD
FORT WORTH, TEXAS 76196-0103
817/884-1205
Fax 817/884-1104

S. RENEE TIDWELL, CPA
COUNTY AUDITOR
rtidwell@tarrantcounty.com

CRAIG MAXWELL
FIRST ASSISTANT COUNTY AUDITOR
cmaxwell@tarrantcounty.com

August 28, 2018


The Honorable District Judges
The Honorable Commissioners Court
Tarrant County, Texas

RE: County Auditor's July 2018 Financial Reports

I herewith submit the financial report of Tarrant County, Texas as of and for the ten months ending July 31, 2018.

If you have any questions concerning this report or the financial well-being of the County, please call.

Sincerely,


S. Renée Tidwell, CPA
County Auditor

TARRANT COUNTY, TEXAS
COMBINED BALANCE SHEET
GOVERNMENTAL FUNDS
AS OF 7/31/2018

<u>COMBINED TOTAL</u>		<u>GENERAL</u>	<u>ROAD & BRIDGE</u>	<u>DEBT SERVICE</u>
ASSETS				
\$391,529,461.20	CASH AND INVESTMENTS	\$149,466,993.44	\$12,076,132.79	\$1,639,793.86
9,348,500.37	TAXES RECEIVABLE (NET)	8,397,552.02	7,039.49	943,908.86
5,933,493.70	OTHER RECEIVABLES (NET)	1,546,290.16	149,364.78	22,967.46
3,659,521.69	FEE OFFICE RECEIVABLE	3,659,521.69	0.00	0.00
11,120,930.94	DUE FROM OTHER FUNDS	11,120,930.94	0.00	0.00
348,854.67	ADVANCE TO ENTERPRISE FUND	0.00	0.00	0.00
1,464,737.48	PREPAID EXPENSES AND INVENTORY	713,995.66	595,327.98	0.00
<u>\$423,405,500.05</u>	TOTAL ASSETS	<u>\$174,905,283.91</u>	<u>\$12,827,865.04</u>	<u>\$2,606,670.18</u>
LIABILITIES				
\$3,890,219.57	ACCOUNTS PAYABLE	\$1,225,872.95	\$253,921.94	\$0.00
22,262,879.91	OTHER LIABILITIES	16,135,465.13	770,088.65	0.00
11,120,930.94	DUE TO OTHER FUNDS	0.00	0.00	0.00
1,566,226.00	UNEARNED REVENUE	379.35	0.00	0.00
38,840,256.42	TOTAL LIABILITIES	17,361,717.43	1,024,010.59	0.00
DEFERRED INFLOWS OF RESOURCES				
9,348,500.37	UNAVAILABLE REVENUE - PROPERTY TAXES	8,397,552.02	7,039.49	943,908.86
3,659,521.69	UNAVAILABLE REVENUE - FEE OFFICE	3,659,521.69	0.00	0.00
13,008,022.06	TOTAL DEFERRED INFLOWS OF RESOURCES	12,057,073.71	7,039.49	943,908.86
FUND BALANCE				
371,557,221.57	FUND BALANCE	145,486,492.77	11,796,814.96	1,662,761.32
371,557,221.57	TOTAL FUND BALANCE	145,486,492.77	11,796,814.96	1,662,761.32
<u>\$423,405,500.05</u>	TOTAL LIABILITIES, DEFERRED INFLOWS OF RESOURCES, AND FUND BALANCE	<u>\$174,905,283.91</u>	<u>\$12,827,865.04</u>	<u>\$2,606,670.18</u>

<u>CAPITAL PROJECTS</u>	<u>GRANT FUNDS</u>	<u>OTHER GOVERNMENTAL FUNDS</u>
\$153,430,450.92	\$10,786,633.32	\$64,129,456.87
0.00	0.00	0.00
0.00	4,022,510.54	192,360.76
0.00	0.00	0.00
0.00	0.00	0.00
348,854.67	0.00	0.00
6,043.66	95,270.45	54,099.73
<u>\$153,785,349.25</u>	<u>\$14,904,414.31</u>	<u>\$64,375,917.36</u>
\$1,796,468.87	\$406,849.07	\$207,106.74
6,632.99	1,917,767.69	3,432,925.45
0.00	11,018,175.90	102,755.04
0.00	1,561,621.65	4,225.00
<u>1,803,101.86</u>	<u>14,904,414.31</u>	<u>3,747,012.23</u>
0.00	0.00	0.00
0.00	0.00	0.00
0.00	0.00	0.00
<u>151,982,247.39</u>	<u>0.00</u>	<u>60,628,905.13</u>
<u>151,982,247.39</u>	<u>0.00</u>	<u>60,628,905.13</u>
<u>\$153,785,349.25</u>	<u>\$14,904,414.31</u>	<u>\$64,375,917.36</u>

TARRANT COUNTY, TEXAS
COMBINED STATEMENT OF REVENUES AND EXPENDITURES
AND CHANGES IN FUND BALANCE
GOVERNMENTAL FUNDS
FOR THE TEN (10) MONTHS ENDED 7/31/2018

<u>COMBINED TOTAL</u>		<u>GENERAL</u>	<u>ROAD & BRIDGE</u>	<u>DEBT SERVICE</u>
	REVENUES:			
\$403,110,287.94	TAXES, LICENSES AND PERMITS	\$365,594,186.72	\$711.33	\$37,163,870.27
80,308,534.89	FEES OF OFFICE	53,640,566.18	15,013,597.70	0.00
3,363,629.75	FINES	3,363,629.75	0.00	0.00
111,462,437.82	INTERGOVERNMENTAL	18,368,204.75	174,453.01	0.00
5,655,499.23	INVESTMENT INCOME	2,422,341.84	137,185.88	275,106.04
9,908,481.10	MISCELLANEOUS	5,750,850.94	297,747.45	0.11
<u>613,808,870.73</u>	TOTAL REVENUES	<u>449,139,780.18</u>	<u>15,623,695.37</u>	<u>37,438,976.42</u>
	EXPENDITURES:			
	CURRENT:			
105,691,296.42	GENERAL GOVERNMENT	96,967,777.38	3,106,227.67	0.00
118,624,906.79	PUBLIC SAFETY	112,933,317.51	0.00	0.00
145,172,629.38	JUDICIAL	134,138,204.11	0.00	0.00
77,204,996.43	COMMUNITY SERVICES	4,787,687.96	0.00	0.00
18,081,267.71	TRANSPORTATION	0.00	17,917,863.66	0.00
50,809,739.87	CAPITAL/CONSTRUCTION	4,138.24	0.00	0.00
37,289,183.47	DEBT SERVICE	0.00	0.00	37,289,183.47
<u>552,874,020.07</u>	TOTAL EXPENDITURES	<u>348,831,125.20</u>	<u>21,024,091.33</u>	<u>37,289,183.47</u>
60,934,850.66	EXCESS (DEFICIT) OF REVENUES OVER EXPENDITURES	100,308,654.98	(5,400,395.96)	149,792.95
	OTHER FINANCING SOURCES (USES):			
36,945,062.56	OPERATING TRANSFERS IN	536,450.31	7,250,415.00	0.00
(37,445,062.56)	OPERATING TRANSFERS OUT	(35,597,908.44)	0.00	0.00
60,434,850.66	EXCESS (DEFICIT) OF REVENUES AND OPERATING TRANSFERS OVER EXPENDITURES	65,247,196.85	1,850,019.04	149,792.95
	FUND BALANCES:			
311,122,370.91	BEGINNING OF PERIOD	80,239,295.92	9,946,795.92	1,512,968.37
<u>\$371,557,221.57</u>	END OF PERIOD	<u>\$145,486,492.77</u>	<u>\$11,796,814.96</u>	<u>\$1,662,761.32</u>

<u>CAPITAL PROJECTS</u>	<u>GRANT FUNDS</u>	<u>OTHER GOVERNMENTAL FUNDS</u>
\$0.00	\$0.00	\$351,519.62
0.00	558,762.64	11,095,608.37
0.00	0.00	0.00
0.00	61,847,215.22	31,072,564.84
1,989,009.72	125,195.01	706,660.74
<u>521,210.74</u>	<u>362,135.29</u>	<u>2,976,536.57</u>
2,510,220.46	62,893,308.16	46,202,890.14
0.00	369,499.41	5,247,791.96
0.00	3,177,308.98	2,514,280.30
0.00	8,707,037.39	2,327,387.88
0.00	47,740,726.17	24,676,582.30
0.00	163,404.05	0.00
46,295,795.98	2,735,332.16	1,774,473.49
<u>0.00</u>	<u>0.00</u>	<u>0.00</u>
<u>46,295,795.98</u>	<u>62,893,308.16</u>	<u>36,540,515.93</u>
(43,785,575.52)	0.00	9,662,374.21
27,456,155.84	761,703.81	940,337.60
<u>0.00</u>	<u>(761,703.81)</u>	<u>(1,085,450.31)</u>
(16,329,419.68)	0.00	9,517,261.50
<u>168,311,667.07</u>	<u>0.00</u>	<u>51,111,643.63</u>
<u>\$151,982,247.39</u>	<u>\$0.00</u>	<u>\$60,628,905.13</u>

TARRANT COUNTY, TEXAS
STATEMENT OF NET POSITION
PROPRIETARY FUNDS
AS OF 7/31/2018

<u>COMBINED TOTAL</u>		<u>ENTERPRISE</u>	<u>INTERNAL SERVICE</u>
ASSETS			
\$25,274,911.06	CASH AND INVESTMENTS	\$2,879,551.96	\$22,395,359.10
1,848,946.35	OTHER RECEIVABLES (NET)	35,409.50	1,813,536.85
199,249.87	PREPAID EXPENSES AND INVENTORY	5,249.87	194,000.00
<u>4,143,738.75</u>	FIXED ASSETS (NET)	<u>4,143,738.75</u>	<u>0.00</u>
<u>31,466,846.03</u>	TOTAL ASSETS	<u>7,063,950.08</u>	<u>24,402,895.95</u>
DEFERRED OUTFLOWS OF RESOURCES			
111,556.00	PENSION CONTRIBUTIONS AFTER MEASUREMENT DATE	111,556.00	0.00
209,783.00	DIFFERENCE IN PROJECTED AND ACTUAL EARNINGS	209,783.00	0.00
<u>42,450.00</u>	CHANGES IN ASSUMPTIONS	<u>42,450.00</u>	<u>0.00</u>
<u>363,789.00</u>	TOTAL DEFERRED OUTFLOWS OF RESOURCES	<u>363,789.00</u>	<u>0.00</u>
LIABILITIES			
382,655.91	ACCOUNTS PAYABLE	12,520.25	370,135.66
12,607,409.26	OTHER LIABILITIES	47,123.21	12,560,286.05
348,854.67	ADVANCE FROM CAPITAL PROJECTS FUND	348,854.67	0.00
174,335.27	UNEARNED REVENUE	99,300.48	75,034.79
1,192,289.00	NET PENSION LIABILITY	1,192,289.00	0.00
<u>97,048.82</u>	COMPENSATED ABSENCES	<u>97,048.82</u>	<u>0.00</u>
<u>14,802,592.93</u>	TOTAL LIABILITIES	<u>1,797,136.43</u>	<u>13,005,456.50</u>
DEFERRED INFLOWS OF RESOURCES			
<u>39,386.00</u>	DIFFERENCE IN EXPECTED AND ACTUAL EXPERIENCE	<u>39,386.00</u>	<u>0.00</u>
<u>39,386.00</u>	TOTAL DEFERRED INFLOWS OF RESOURCES	<u>39,386.00</u>	<u>0.00</u>
NET POSITION			
<u>16,988,656.10</u>	NET POSITION	<u>5,591,216.65</u>	<u>11,397,439.45</u>
<u>\$16,988,656.10</u>	TOTAL NET POSITION	<u>\$5,591,216.65</u>	<u>\$11,397,439.45</u>

TARRANT COUNTY, TEXAS
COMBINED STATEMENT OF REVENUES, EXPENSES
AND CHANGES IN FUND NET POSITION
PROPRIETARY FUNDS
FOR THE TEN (10) MONTHS ENDED 7/31/2018

COMBINED TOTAL		ENTERPRISE	INTERNAL SERVICE
	OPERATING REVENUES:		
\$2,697,488.96	BUILDING RENTALS	\$2,697,488.96	\$0.00
18,480,361.08	USER FEES	0.00	18,480,361.08
51,099,732.93	COUNTY CONTRIBUTIONS	0.00	51,099,732.93
413,827.89	OTHER REVENUES	105,938.50	307,889.39
72,691,410.86	TOTAL OPERATING REVENUES	2,803,427.46	69,887,983.40
	OPERATING EXPENSES:		
1,036,107.53	PERSONNEL	1,036,107.53	0.00
1,257,453.74	BUILDING AND EQUIPMENT	1,162,138.22	95,315.52
239,026.10	DEPRECIATION AND AMORTIZATION	239,026.10	0.00
56,273,996.72	SELF INSURANCE CLAIMS	0.00	56,273,996.72
6,115,756.37	INSURANCE PREMIUMS	29,917.35	6,085,839.02
2,996,156.75	ADMINISTRATION	0.00	2,996,156.75
1,105,293.03	OTHER EXPENSES	136,828.27	968,464.76
69,023,790.24	TOTAL OPERATING EXPENSES	2,604,017.47	66,419,772.77
3,667,620.62	OPERATING INCOME (LOSS)	199,409.99	3,468,210.63
	NON-OPERATING REVENUE (EXPENSE):		
285,922.87	INTEREST INCOME	34,338.67	251,584.20
3,953,543.49	NET INCOME (LOSS) BEFORE TRANSFERS	233,748.66	3,719,794.83
	OPERATING TRANSFERS:		
500,000.00	OPERATING TRANSFERS IN	0.00	500,000.00
0.00	OPERATING TRANSFERS OUT	0.00	0.00
4,453,543.49	NET INCOME (LOSS)	233,748.66	4,219,794.83
	NET POSITION:		
12,535,112.61	BEGINNING OF PERIOD	5,357,467.99	7,177,644.62
\$16,988,656.10	END OF PERIOD	\$5,591,216.65	\$11,397,439.45

TARRANT COUNTY, TEXAS
COMBINED BALANCE SHEET
AGENCY FUNDS
AS OF 7/31/2018

<u>COMBINED TOTAL</u>		<u>PAYROLL CLEARING</u>	<u>FEE OFFICE</u>	<u>COMMUNITY SUPERVISION & CORRECTIONS</u>
ASSETS				
\$76,612,989.68	CASH AND INVESTMENTS	\$5,633,194.28	\$63,063,830.23	7,915,965.17
50,712.77	OTHER RECEIVABLES	50,712.77	0.00	0.00
63,517.12	FEE OFFICE RECEIVABLE	0.00	1,676.69	61,840.43
<u>68,551,638.38</u>	RESTRICTED ASSETS	<u>0.00</u>	<u>68,551,478.38</u>	<u>160.00</u>
<u>\$145,278,857.95</u>	TOTAL ASSETS	<u>\$5,683,907.05</u>	<u>\$131,616,985.30</u>	<u>\$7,977,965.60</u>
LIABILITIES AND FUND BALANCE				
\$94,213.40	ACCOUNTS PAYABLE	\$5,169.38	\$29,250.00	\$59,794.02
<u>145,184,644.55</u>	OTHER LIABILITIES	<u>5,678,737.67</u>	<u>131,587,735.30</u>	<u>7,918,171.58</u>
<u>\$145,278,857.95</u>	TOTAL LIABILITIES AND FUND BALANCE	<u>\$5,683,907.05</u>	<u>\$131,616,985.30</u>	<u>\$7,977,965.60</u>

TARRANT COUNTY, TEXAS
NOTES TO COMBINED FINANCIAL STATEMENTS
FOR THE TEN (10) MONTHS ENDED 7/31/2018

I. SUMMARY OF SIGNIFICANT ACCOUNTING POLICIES:

Reporting Entity

The accompanying financial statements reflect the funds and accounts of the financial reporting entity Tarrant County, Texas (the "County"), as of July 2018 and for the ten months then ended. Other components of the County not included in the accompanying financial statements include, Tarrant County Hospital District, Tarrant County Mental Health and Mental Retardation Services, Tarrant County Industrial Development Corporation, Tarrant County Health Facilities Development Corporation, Tarrant County Cultural Education Facilities Finance Corporation, and Tarrant County Housing Financing Corporation. These components are technically a part of the "reporting entity" because of the budgetary oversight responsibility by the Commissioners' Court of Tarrant County. These components however are unrelated to the financial condition and results of operations of the County, and have been excluded from the accompanying financial statements. Separate financial statements of these entities are available upon request.

Revenue Recognition

Revenue is generally recognized on the modified accrual basis. Under this method of accounting, revenues are recognized when susceptible to accrual, i.e., both measurable and available. The primary revenue sources susceptible to accrual are property taxes, fines and fees due to fee offices which are recognized as unavailable revenue until cash is received. Other sources are generally not measurable until received in cash.

Expenditure Recognition

Expenditures are recorded when incurred. Expenditures for principal and interest on long-term debt are recorded when due. The accrual basis of accounting is utilized in the proprietary funds. Encumbrances are not included as expenditures.

Budget Basis Reporting

The budget is prepared utilizing a modified cash basis of accounting, with adjustments for encumbrances, as allowed by state statutes. Budget basis information is presented in the accompanying "Budgetary Information" section at a summary level. Budget information at the legal level of control is available upon request.

Investment Income Allocation

To maximize investment earnings on "idle" cash and cash equivalents, a "pooled cash" concept is utilized. Under this concept nearly all deposits are maintained in the same bank account and are invested on a daily basis. Generally, interest earnings are allocated to each fund based on the funds relative percentage of the total pool.

Pension Liability

The net pension liability was actuarially valued as of December 31, 2016. The net pension liability recorded in the Resource Connection is \$1,192,289. The amount for the governmental funds is \$372,565,900, which is reported in the comprehensive annual financial report.

Compensated Absences

Accumulated unpaid vacation leave and vested sick pay have been recorded in the Enterprise Fund for the Resource Connection. An additional amount has been accrued for salary related payments associated with the payment of compensated absences. The amount of compensated absences for the remaining governmental funds is \$44,671,293 which is reported in the comprehensive annual financial report.

TARRANT COUNTY, TEXAS
NOTES TO COMBINED FINANCIAL STATEMENTS
FOR THE TEN (10) MONTHS ENDED 7/31/2018

I. SUMMARY OF SIGNIFICANT ACCOUNTING POLICIES (CONT'D):

Deferred Outflows/Inflows of Resources

Deferred outflows of resources apply to future periods and so will not be recognized as an expense/ expenditure until then. Deferred inflows of resources apply to future periods and will be recognized as a revenue at that time.

Incurring but Not Reported

Included in the "Other Liabilities" of the Internal Service fund's Employee Benefits is \$3,900,000 of incurred but not reported medical and drug claims.

II. BASIS OF PRESENTATION:

The accounts of the County are organized and operated on the basis of funds, each of which is considered a separate accounting entity. Government resources are allocated to and accounted for in individual funds based on the purpose for which they are to be spent and the means by which spending activities are controlled.

Funds are classified into three categories: Governmental, Proprietary and Fiduciary. Each category is divided into separate fund types. The following fund types are used by the County.

Governmental Funds: Used to account for all or most of a government's general activity.

General Fund – used to account for the general operations of the County.

Road and Bridge Fund – used to account for the collection and expenditure of those monies designated to be spent for acquisition, construction and maintenance of county roads and bridges.

Debt Service Fund – used to account for accumulation of resources and for the payment of general long-term debt principal, interest, and related costs.

Capital Projects Funds – used to account for financial resources to be used for the acquisition and/or construction of major capital facilities.

Grant Funds – used to account for the activities conducted under the many grant agreements between the County and various state and federal organizations.

Other Governmental Funds – used to account for specific revenue sources which are legally restricted to expenditures for specified purposes.

Proprietary Funds: Used to account for operations that are financed in a manner similar to those in the private sector, where the determination of net income is appropriate for sound financial administration.

Enterprise Fund – used to account for operations that are financed and operated in a manner similar to private enterprise where the County's intent is to provide goods or services to the public on a continuing basis financed primarily through user charges. The County operates two enterprise funds, the Resource Connection and Oil and Gas Royalty.

Internal Service Funds – used to account for the various self-insurance activities for the County.

**TARRANT COUNTY, TEXAS
NOTES TO COMBINED FINANCIAL STATEMENTS
FOR THE TEN (10) MONTHS ENDED 7/31/2018**

II. BASIS OF PRESENTATION (CONT'D):

Fiduciary Funds: Used to account for assets held by the County in a trustee or agency capacity for others and therefore cannot be used to support the government's own programs.

Payroll Clearing – used to account for deductions and matching contributions from employees paychecks to be remitted to third parties.

Fee Office funds – used to account for monies still in the custody of the fee officers. It includes tax collections on behalf of other taxing jurisdictions and restricted assets of court ordered trust funds administered by the County Clerk and District Clerk.

Community Supervision and Corrections – used to account for the State agency funds in the County depository.

III. NEGATIVE CASH BALANCES:

The following funds have negative cash balances at the balance sheet date. This occurs when expenditures exceed revenue collection. The General Fund has advanced money to these Funds thereby, allowing for continued operation of the related programs. These advances by the General Fund have been reflected in the accompanying combined balance sheet as Due from other funds. The advances also represent a loss of investment earnings to the General Fund and are not a reimbursable item by the grantor under reimbursing grant agreements.

Most negative cash balances arise in the County's reimbursing grant programs. These programs require the payment of expenditures prior to the reimbursement by the grantor. These cash deficits have existed for years and do not create any major concerns. However, this information is helpful to the reader of the financial statements to provide a fuller understanding of the details of County operations.

<u>FUND</u>	<u>DEFICIT</u>
F0025 DHHS-RYAN WHITE TITLE IV PART D - WOMEN, INFANTS, CHILDREN	\$ 17,252.46
F0027 RYAN WHITE PART C - OUTPATIENT EIS PROGRAM	12,053.79
F0028 RYAN WHITE HIV/AIDS TREATMENT MODERNIZATION ACT PART A	272,929.20
F0031 HIV/STAT SERVICES	469,665.23
F0032 RYAN WHITE PART B	191,741.93
F0033 SURVEILLANCE	17,293.70
F0034 INFECTIOUS DISEASE SURVEILLANCE AND EPIDEMIOLOGY	54,050.33
F0035 HIV PREVENTION	72,516.76
F0037 HIV/HOPWA	8,880.96
F0038 STD/HIV OPER	310,025.85
F0040 TDFPS-COMMUNITY YOUTH DEVELOPMENT	44,783.47
F0042 BIOTERRORISM PREPAREDNESS - LAB	64,009.91
F0043 BIOTERRORISM FORMULA	216,945.17
F0044 DSHS-C.R.I - CITIES READINESS INITIATIVE	66,642.82
F0045 TB/PC-TB CONTROL & PREVENTION (CLINIC)	176,268.09
F0046 TUBERCULOSIS - PREVENTION AND CONTROL	132,321.62
F0051 IMMUNIZATIONS	50,036.95
F0054 INFECTIOUS DISEASE CONTROL UNIT/FLU-LAB	599.75
F0058 DFCHS - HEALTHY TEXAS BABIES	17,124.77
F0059 DSH-IDCU/SUREB-EBOLA ACTIVITIES	375.00
F0060 WIC CARD PARTICIPATION	1,592,966.86
F0062 ESSENTIAL HEALTH SERVICES OFFICE OF PUBLIC HEALTH PRACTICE	112,257.69
F0076 ELC-ZIKA RESPONSE ACTIVITIES-PHPR	276,124.57

**TARRANT COUNTY, TEXAS
NOTES TO COMBINED FINANCIAL STATEMENTS
FOR THE TEN (10) MONTHS ENDED 7/31/2018**

III. NEGATIVE CASH BALANCES (CONT'D):

<u>FUND</u>	<u>DEFICIT</u>
F0078 ELC-ZIKA RESPONSE ACTIVITIES-LRN	\$ 13,234.44
F0087 USCRI - REFUGEE MEDICAL SCREENING	148,759.29
F0088 LET'S TALK HEALTH GRANT PROGRAM	21,201.88
F0093 NURSE FAMILY PARTNERSHIP GRANT	108,834.24
F0095 CDC-UNTHSC-TUBERCULOSIS EPIDEMIOLOGIC RESEARCH	54.98
G0008 CJD - FAMILY DRUG COURT	4,583.32
G0012 VETERANS COURT PROGRAM	526.81
G0018 CJD-REACHING INDEPENDENCE THROUGH SELF EMPOWERMENT (RISE)	6,048.29
G0019 CJD-RIFLE RESISTENT BODY ARMOR PROJECT (BAGP)	84,987.00
G0061 LIFESKILLS TRAINING	6,536.00
G0062 FIRST OFFENDER PROGRAM	14,285.74
G0065 VICTIMS ASSISTANCE GRANT-VOCA	4,929.91
G0081 VAWA - PROTECTIVE ORDER UNIT	6,529.17
G0082 CJD-BILINGUAL VICTIM ASSISTANCE COORDINATOR	3,894.61
G0085 MENTAL HEALTH DIVERSION COURT PROGRAM	5,522.86
G0087 CJD-INTIMATE PARTNER-FAMILY VIOLENCE VICTIM ADVOCATES	11,560.53
H0001 COMMUNITY DEVELOPMENT SALARY ALLOCATION FUND	5,920.19
H0041 HOME ADMINISTRATIVE FUNDS	47,724.26
H0042 COMMUNITY DEVELOPMENT BLOCK GRANT ADMIN	1,410,309.82
H0061 HOUSING OPPORTUNITIES FOR PERSONS WITH AIDS (HOPWA)	66,670.79
H0071 EMERGENCY SHELTER PROGRAM	33,885.05
H0500 SUPPORTIVE HOUSING PROGRAM	515,686.66
L0013 OJP-DOJ-NIJ FORENSIC BACKLOG REDUCTION GRANT	60,411.88
M0008 CITY OF FORT WORTH-JAG (MENTAL HEALTH LIAISON)	10,474.69
M0014 ACCESS AND VISITATION GRANT	12,133.34
M0022 AUTO THEFT TASK FORCE	314,231.01
M0040 HOMELAND SECURITY GRANT PROGRAM	60,229.91
M0044 TXDOT COURTESY PATROL PROGRAM	482,800.03
M0048 BILINGUAL VICTIMS ASSISTANCE COORDINATOR	3,530.59
M0058 TC 9-1-1 DISTRICT - PUBLIC SAFETY ANSWERING POINTS	20,382.96
M0066 TXDOT-TRAFFIC SAFETY FOR EXPANSION OF THE DWI NO REFUSAL	7,410.00
M0085 DHHS-SUBSTANCE ABUSE AND MENTAL HEALTH SERVICES (SAMSHA)	32,479.50
M0210 TRANSPORTATION INFRASTRUCTURE - RETTA MANSFIELD ROAD (CERTZ)	163,404.05
M0440 HOMELAND SECURITY GRANT PROGRAM EOC	450.12
P0011 STATE FINANCIAL ASSISTANCE FUND (BPS)	331,161.22
P0014 TJPC-STATE AID - JUVENILE SUPPLEMENTAL PAY	346,522.94
P0016 TJJD-SPECIAL NEEDS DIVERSIONARY PROGRAM	42,023.78
P0026 REGIONAL DIVERSION ALTERNATIVES PROGRAM (REIMBURSEMENT)	45,020.45
P0027 TJPC-JJAEP	643,095.66
P0052 TDA-NATIONAL SCHOOL LUNCH PROGRAM (EQUIPMENT)	12,251.32
R0013 HUD-SECTION 8 FUND BALANCE	1,699,501.95
R0025 FAMILY SELF SUFFICIENCY	12,689.51
R0032 SHELTER PLUS CARE	19,418.27
SUB-TOTAL GRANTS	<u>11,018,175.90</u>
D8400 EMISSIONS TASK FORCE	20.00
G1100 8TH ADMINISTRATIVE JUDICIAL REGION	13,988.92
T3000 DA-JPS CONTRACT	57,314.96
T3100 TC EMERGENCY SERVICE DISTRICT #1	10,438.82
T7300 ELECTIONS CHAPTER 19	20,992.34
	<u>\$ 11,120,930.94</u>

**TARRANT COUNTY, TEXAS
NOTES TO COMBINED FINANCIAL STATEMENTS
FOR THE TEN (10) MONTHS ENDED 7/31/2018**

IV. INVESTMENTS:

All investment securities are purchased on the basis of "Delivery vs. Payment" and are held at JPMorgan Chase Bank – New York by the Safekeeping Department in a segregated account in the name of Tarrant County. "Delivery vs. Payment" means that the County's money is not released until the securities are delivered to the Safekeeping Department.

All securities held and transactions executed during the period conform to the requirements of the Government Code Section 2256, The Public Funds Investment Act, and the Tarrant County Investment Policy, as adopted by the Commissioners Court on November 21, 2017.

<u>DESCRIPTION/ COUPON RATE</u>	<u>PAR</u>	<u>PURCHASE DATE</u>	<u>MATURITY DATE</u>	<u>YIELD TO MATURITY</u>	<u>CARRYING VALUE</u>
FHLMC 0.875% non callable	\$ 5,000,000	03/20/18	10/12/18	1.946%	\$ 5,001,768
FNMA 1.625% non callable	5,000,000	03/20/18	11/27/18	2.012%	5,005,572
FNMA 1.625% non callable	5,000,000	06/08/18	11/27/18	2.069%	5,005,458
FNMA 1.125% non callable	5,000,000	06/08/18	12/14/18	2.083%	<u>4,988,377</u>
Total Securities					20,001,175
				Average Rate	
JPMorgan Chase Savings				1.95%	175,948,095
JPMorgan Chase Savings II				1.95%	31,103,081
JPMorgan Chase Checking				1.97%	85,966,622
Lone Star Investment Pool				1.91%	40,342,393
Texas CLASS Investment Pool				1.98%	1,526,320
TexStar Investment Pool				1.90%	37,175,385
TexPool Investment Pool				1.89%	<u>37,701,062</u>
TOTAL INVESTMENTS					<u><u>\$ 429,764,133</u></u>

The County's US Agency Obligations of \$20,001,175 are valued using quoted prices for similar assets in markets that are not active. The carrying value of the securities listed above has been decreased by \$7,261 to reflect the current market value at July 31, 2018. The recorded position of the pools for TexPool and Lone Star are measured at amortized cost as the pool meets the requirements of GASB Statement No. 79. The recorded position of the pools for TexStar and Texas CLASS are measured at net asset value and is designed to approximate the share value.

**TARRANT COUNTY, TEXAS
NOTES TO COMBINED FINANCIAL STATEMENTS
FOR THE TEN (10) MONTHS ENDED 7/31/2018**

V. CAPITAL ASSETS:

A summary of the Governmental Funds' capital assets follows:

	<u>Balance</u> <u>October 1, 2017</u>	<u>Additions</u>	<u>Disposals/ Adjustments</u>	<u>Balance</u> <u>July 31, 2018</u>
Land and land improvements	\$ 65,747,309.01	\$ 517,539.88	\$ (110,000.00)	\$ 66,154,848.89
Construction in progress	5,507,867.29	9,533,012.87	-	15,040,880.16
Software in development	12,446,920.56	7,125,145.53	-	19,572,066.09
Buildings and improvements	491,887,453.24	77,533.18	-	491,964,986.42
Furnishings and equipment	91,724,080.42	4,682,621.72	(4,671,566.09)	91,735,136.05
Software	48,846,769.11	306,759.58	-	49,153,528.69
Infrastructure	120,902,387.26	-	-	120,902,387.26
	<u>\$ 837,062,786.89</u>	<u>\$ 22,242,612.76</u>	<u>\$ (4,781,566.09)</u>	<u>\$ 854,523,833.56</u>

VI. SCHEDULE OF OUTSTANDING BONDED DEBT:

	<u>AMOUNT</u>	<u>INTEREST RATES</u>
2010 - Limited Tax Refunding & Improvement Bonds	\$ 11,655,000	5.00%
2013 - Limited Tax Refunding & Improvement Bonds	52,630,000	5.00%
2015 - Limited Tax Refunding & Improvement Bonds	64,475,000	3.00% to 5.00%
2015A - Limited Tax Refunding & Improvement Bonds	63,205,000	1.97%
2016 - Limited Tax Refunding Bonds	66,310,000	1.48%
2017 - Limited Tax Refunding Bonds	36,225,000	2.13%
Total Outstanding Bonded Debt	<u>\$ 294,500,000</u>	

Arbitrage provisions of the Internal Revenue Tax Act of 1986 require the County to rebate excess arbitrage earnings from bond proceeds to the federal government. This amount was estimated to be \$0 as of September 30, 2017.

VII. FEE OFFICE FINANCIAL STATUS:

These financial statements reflect financial balances as of the date indicated below for the fee offices of the County:

<u>OFFICE</u>	<u>AS OF</u>	<u>OFFICE</u>	<u>AS OF</u>
Tax Assessor/Collector	June 30, 2018	Child Support	June 30, 2018
County Clerk	June 30, 2018	Child Support – Trust	June 30, 2018
Sheriff	June 30, 2018	Justice of Peace 1	June 30, 2018
Constable 1	June 30, 2018	Justice of Peace 2	June 30, 2018
Constable 2	June 30, 2018	Justice of Peace 3	June 30, 2018
Constable 3	June 30, 2018	Justice of Peace 4	June 30, 2018
Constable 4	June 30, 2018	Justice of Peace 5	June 30, 2018
Constable 5	June 30, 2018	Justice of Peace 6	June 30, 2018
Constable 6	June 30, 2018	Justice of Peace 7	June 30, 2018
Constable 7	June 30, 2018	Justice of Peace 8	June 30, 2018
Constable 8	June 30, 2018	Community Supervision	
District Attorney	June 30, 2018	& Corrections	June 30, 2018
District Clerk	June 30, 2018	Domestic Relations	June 30, 2018
Public Probate Administrator	July 31, 2018		

TARRANT COUNTY, TEXAS
NOTES TO COMBINED FINANCIAL STATEMENTS
FOR THE TEN (10) MONTHS ENDED 7/31/2018

VIII. CONTINGENCIES:

The County is self-insured for workers' compensation, automobile bodily injury and property damage, comprehensive general liability and all self-insured retentions for existing policies. At July 31, 2018, \$8,602,582 has been accrued, based on an actuarial assessment, to provide for potential losses resulting from pending or threatened litigation, asserted claims and claims incurred but not reported.



**TARRANT COUNTY, TEXAS
CAPITAL PROJECT FUNDS
FUND DESCRIPTIONS**

FUND 45100 - NON-DEBT CAPITAL FUND

This fund was established to account for capital acquisitions funded from County auction proceeds, operating transfers from general fund, gas signing bonuses and gas royalties.

FUND 47500 – 1998 BOND ELECTION FUND

This fund was established to account for the expenditure of the proceeds of General Obligation Bonds issued to fund capital acquisitions originally approved by the voters, primarily for the construction of the law center.

FUND 47600 – 2006 BOND ELECTION FUND

This fund was established to account for the expenditure of the proceeds of General Obligation Bonds issued to fund capital acquisitions originally approved by the voters.

FUND 47700 – 2006 BOND ELECTION-TRANSPORTATION FUND

This fund was established to account for the expenditure of the proceeds of General Obligation Bonds issued to fund transportation projects originally approved by the voters.

**TARRANT COUNTY, TEXAS
COMBINING BALANCE SHEET
CAPITAL PROJECTS FUNDS
AS OF 7/31/2018**

<u>COMBINED TOTAL</u>		<u>NON-DEBT CAPITAL</u>	<u>1998 BOND ELECTION</u>	<u>2006 BOND ELECTION</u>
ASSETS				
\$153,430,450.92	CASH AND INVESTMENTS	\$58,776,896.09	\$1,168.14	\$40,021,820.09
0.00	OTHER RECEIVABLES	0.00	0.00	0.00
348,854.67	ADVANCE TO ENTERPRISE FUND	348,854.67	0.00	0.00
6,043.66	PREPAID EXPENSES & INVENTORY	6,043.66	0.00	0.00
<u>\$153,785,349.25</u>	TOTAL ASSETS	<u>\$59,131,794.42</u>	<u>\$1,168.14</u>	<u>\$40,021,820.09</u>
LIABILITIES AND FUND BALANCE				
LIABILITIES:				
\$1,796,468.87	ACCOUNTS PAYABLE	\$1,372,021.66	\$0.00	\$38,641.71
6,632.99	OTHER LIABILITIES	6,632.99	0.00	0.00
1,803,101.86	TOTAL LIABILITIES	1,378,654.65	0.00	38,641.71
FUND BALANCE :				
151,982,247.39	FUND BALANCE	57,753,139.77	1,168.14	39,983,178.38
<u>\$153,785,349.25</u>	TOTAL LIABILITIES AND FUND BALANCE	<u>\$59,131,794.42</u>	<u>\$1,168.14</u>	<u>\$40,021,820.09</u>

2006
BOND ELECTION
TRANSPORTATION

\$54,630,566.60
0.00
0.00
0.00

\$54,630,566.60

\$385,805.50
0.00

385,805.50

54,244,761.10

\$54,630,566.60

TARRANT COUNTY, TEXAS
COMBINING STATEMENT OF REVENUES AND EXPENDITURES
AND CHANGES IN FUND BALANCE
CAPITAL PROJECTS FUNDS
FOR THE TEN (10) MONTHS ENDED 7/31/2018

<u>COMBINED TOTAL</u>		<u>NON-DEBT CAPITAL</u>	<u>1998 BOND ELECTION</u>	<u>2006 BOND ELECTION</u>
	REVENUES:			
\$1,989,009.72	INVESTMENT INCOME	\$722,841.98	\$0.00	\$512,646.32
<u>521,210.74</u>	MISCELLANEOUS	<u>521,210.74</u>	<u>0.00</u>	<u>0.00</u>
2,510,220.46	TOTAL REVENUES	1,244,052.72	0.00	512,646.32
	EXPENDITURES:			
<u>46,295,795.98</u>	CAPITAL/CONSTRUCTION	<u>27,388,404.21</u>	<u>33,235.29</u>	<u>3,258,288.13</u>
<u>46,295,795.98</u>	TOTAL EXPENDITURES	<u>27,388,404.21</u>	<u>33,235.29</u>	<u>3,258,288.13</u>
(43,785,575.52)	EXCESS (DEFICIT) OF REVENUES OVER EXPENDITURES	(26,144,351.49)	(33,235.29)	(2,745,641.81)
	OTHER FINANCING SOURCES (USES):			
<u>27,456,155.84</u>	OPERATING TRANSFERS IN	<u>27,456,155.84</u>	<u>0.00</u>	<u>0.00</u>
(16,329,419.68)	EXCESS (DEFICIT) OF REVENUES AND OPERATING TRANSFERS OVER EXPENDITURES	1,311,804.35	(33,235.29)	(2,745,641.81)
	FUND BALANCE (DEFICIT):			
<u>168,311,667.07</u>	BEGINNING OF PERIOD	<u>56,441,335.42</u>	<u>34,403.43</u>	<u>42,728,820.19</u>
<u>\$151,982,247.39</u>	END OF PERIOD	<u>\$57,753,139.77</u>	<u>\$1,168.14</u>	<u>\$39,983,178.38</u>

2006
BOND ELECTION
TRANSPORTATION

\$753,521.42
0.00

753,521.42

15,615,868.35

15,615,868.35


(14,862,346.93)

0.00

(14,862,346.93)

69,107,108.03

\$54,244,761.10



**TARRANT COUNTY, TEXAS
OTHER GOVERNMENTAL FUNDS
FUND DESCRIPTION**

FUND 24100 - LAW LIBRARY FUND

This fund was established, pursuant to State statutes, to account for the collection and expenditure of monies collected in civil cases supporting the Tarrant County Law Library.

FUND 25100 - VEHICLE INVENTORY TAX FUND

This fund was established, pursuant to State statutes, to account for any interest earnings generated from the vehicle inventory tax, which the collector shall retain to defray the cost of collecting this tax. The Tax Assessor has discretion over the use of this fund.

RECORDS PRESERVATION FUNDS

These funds were established, pursuant to State statutes, to account for the collection and expenditure of monies collected for the preservation and automation of County records. These funds are further described on page 27.

FUND 24200 - EDUCATION FUND

This fund was established, pursuant to State statutes, to account for the collection and expenditure of monies collected to provide for the continuing education of those officials and employees associated with the probate courts and certain law enforcement offices.

FUND T0400 - PUBLIC HEALTH FUND

The Tarrant County Hospital District provides funding for the operation of the Tarrant County Health Department in an effort to aggregate the cost of health service to Tarrant County residents. This funding arrangement began in 1999. These costs were previously paid from the County's General fund. This fund also includes the Medicaid 1115 Waiver, this waiver is to enhance access to health care, increase the quality of care, improve the cost-effectiveness of care provided and better serve the health of the patients and their families.

FUND 22300 - CONSUMER HEALTH FUND

This fund was established, pursuant to State statutes, to account for the collection of food permit fees and expenditures incurred in connection with issuing permits and conducting inspections.

COURT DESIGNATED FUNDS

These funds were established to account for the collection and expenditures of court ordered fees, pursuant to State statutes. These funds are further described on page 33.

FUNDS (D6200-D8700) - DISTRICT ATTORNEY CONTRACTS

These funds are used to account for monies collected by the District Attorney which are used in the investigation of criminal activities. These monies consist primarily of fees for bad checks and forfeited monies resulting from narcotics related convictions.

FUNDS (S4300-S9700) – SHERIFF CONTRACTS

These funds are used to account for monies collected by activities in the Sheriff Department. These activities include fees from operation of the jail commissary which are used for the benefit of the jail inmates. Some of these funds are the custody of the Sheriff. Monies are also collected from forfeitures resulting from narcotics related activities.

FUNDS (G1100,T0500-T9900) – MISCELLANEOUS CONTRACTS

These funds are used to account for monies received by Tarrant County as contributions for specified purposes.

TARRANT COUNTY, TEXAS
COMBINING BALANCE SHEET
OTHER GOVERNMENTAL FUNDS
AS OF 7/31/2018

<u>COMBINED TOTAL</u>		<u>LAW LIBRARY</u>	<u>VEHICLE INVENTORY TAX</u>	<u>RECORDS PRESERVATION FUNDS</u>	<u>EDUCATION</u>
ASSETS					
\$64,129,456.87	CASH AND INVESTMENTS	\$914,296.82	\$1,154,700.02	\$18,031,177.26	\$219,315.02
192,360.76	OTHER RECEIVABLES	7,774.00	0.00	58,729.05	300.00
<u>54,099.73</u>	PREPAID EXPENSES AND INVENTORY	<u>167.12</u>	<u>0.00</u>	<u>5,605.33</u>	<u>0.00</u>
<u><u>\$64,375,917.36</u></u>	TOTAL ASSETS	<u><u>\$922,237.94</u></u>	<u><u>\$1,154,700.02</u></u>	<u><u>\$18,095,511.64</u></u>	<u><u>\$219,615.02</u></u>
LIABILITIES AND FUND BALANCE					
LIABILITIES:					
\$207,106.74	ACCOUNTS PAYABLE	\$57,313.98	\$0.00	\$7,133.44	\$3,092.83
3,432,925.45	OTHER LIABILITIES	15,414.84	843.98	116,969.49	0.00
102,755.04	DUE TO OTHER FUNDS	0.00	0.00	0.00	0.00
<u>4,225.00</u>	UNEARNED REVENUE	<u>0.00</u>	<u>0.00</u>	<u>0.00</u>	<u>0.00</u>
3,747,012.23	TOTAL LIABILITIES	72,728.82	843.98	124,102.93	3,092.83
FUND BALANCE :					
<u>60,628,905.13</u>	FUND BALANCES	<u>849,509.12</u>	<u>1,153,856.04</u>	<u>17,971,408.71</u>	<u>216,522.19</u>
<u><u>\$64,375,917.36</u></u>	TOTAL LIABILITIES AND FUND BALANCE	<u><u>\$922,237.94</u></u>	<u><u>\$1,154,700.02</u></u>	<u><u>\$18,095,511.64</u></u>	<u><u>\$219,615.02</u></u>


<u>PUBLIC HEALTH</u>	<u>CONSUMER HEALTH</u>	<u>COURT DESIGNATED FUNDS</u>	<u>DISTRICT ATTORNEY CONTRACTS</u>	<u>SHERIFF CONTRACTS</u>	<u>MISCELLANEOUS CONTRACTS</u>
\$25,887,906.74	\$573,078.92	\$2,345,182.19	\$3,812,239.00	\$4,699,601.33	\$6,491,959.57
0.00	0.00	5,621.58	0.00	0.00	119,936.13
15,214.77	0.00	0.00	0.00	33,112.51	0.00
<u>\$25,903,121.51</u>	<u>\$573,078.92</u>	<u>\$2,350,803.77</u>	<u>\$3,812,239.00</u>	<u>\$4,732,713.84</u>	<u>\$6,611,895.70</u>

\$34,900.95	\$165.00	\$0.00	\$3,698.32	\$73,394.45	\$27,407.77
506,468.89	40,718.50	19,007.73	2,546,356.30	132,105.95	55,039.77
0.00	0.00	0.00	20.00	0.00	102,735.04
0.00	0.00	0.00	0.00	0.00	4,225.00
541,369.84	40,883.50	19,007.73	2,550,074.62	205,500.40	189,407.58
<u>25,361,751.67</u>	<u>532,195.42</u>	<u>2,331,796.04</u>	<u>1,262,164.38</u>	<u>4,527,213.44</u>	<u>6,422,488.12</u>
<u>\$25,903,121.51</u>	<u>\$573,078.92</u>	<u>\$2,350,803.77</u>	<u>\$3,812,239.00</u>	<u>\$4,732,713.84</u>	<u>\$6,611,895.70</u>

TARRANT COUNTY, TEXAS
COMBINING STATEMENT OF REVENUES AND EXPENDITURES
AND CHANGES IN FUND BALANCE
OTHER GOVERNMENTAL FUNDS
FOR THE TEN (10) MONTHS ENDED 7/31/2018

<u>COMBINED TOTAL</u>		<u>LAW LIBRARY</u>	<u>VEHICLE INVENTORY TAX</u>	<u>RECORDS PRESERVATION FUNDS</u>	<u>EDUCATION</u>
	REVENUES:				
\$351,519.62	TAXES & LICENSES	\$0.00	\$351,519.62	\$0.00	\$0.00
11,095,608.37	FEES OF OFFICE	1,056,776.41	108,331.60	3,878,956.06	23,070.00
31,072,564.84	INTERGOVERNMENTAL	0.00	0.00	0.00	98,914.15
706,660.74	INVESTMENT INCOME	10,299.81	11,351.11	217,223.84	0.00
2,976,536.57	MISCELLANEOUS	26,582.12	0.00	416.08	0.00
46,202,890.14	TOTAL REVENUES	1,093,658.34	471,202.33	4,096,595.98	121,984.15
	EXPENDITURES:				
	CURRENT:				
5,247,791.96	GENERAL GOVERNMENT	0.00	67,558.37	1,880,405.27	0.00
2,514,280.30	PUBLIC SAFETY	0.00	0.00	0.00	90,317.67
2,327,387.88	JUDICIAL	106,250.85	0.00	809,799.57	22,192.83
24,676,582.30	COMMUNITY SERVICES	875,875.77	0.00	0.00	0.00
1,774,473.49	CAPITAL/CONSTRUCTION	0.00	2,570.54	166,628.77	0.00
36,540,515.93	TOTAL EXPENDITURES	982,126.62	70,128.91	2,856,833.61	112,510.50
9,662,374.21	EXCESS (DEFICIT) OF REVENUES OVER EXPENDITURES	111,531.72	401,073.42	1,239,762.37	9,473.65
	OTHER FINANCING SOURCES (USES):				
940,337.60	OPERATING TRANSFERS IN	0.00	0.00	0.00	0.00
(1,085,450.31)	OPERATING TRANSFERS OUT	0.00	0.00	0.00	0.00
9,517,261.50	EXCESS (DEFICIT) OF REVENUES AND OPERATING TRANSFERS OVER EXPENDITURES	111,531.72	401,073.42	1,239,762.37	9,473.65
	FUND BALANCES:				
51,111,643.63	BEGINNING OF PERIOD	737,977.40	752,782.62	16,731,646.34	207,048.54
\$60,628,905.13	END OF PERIOD	\$849,509.12	\$1,153,856.04	\$17,971,408.71	\$216,522.19

<u>PUBLIC HEALTH</u>	<u>CONSUMER HEALTH</u>	<u>COURT DESIGNATED FUNDS</u>	<u>DISTRICT ATTORNEY CONTRACTS</u>	<u>SHERIFF CONTRACTS</u>	<u>MISCELLANEOUS CONTRACTS</u>
\$0.00	\$0.00	\$0.00	\$0.00	\$0.00	\$0.00
905,117.37	887,477.12	1,371,557.83	7,018.16	0.00	2,857,303.82
28,098,404.84	0.00	80,000.00	0.00	0.00	2,795,245.85
274,911.14	6,820.52	29,832.35	16,886.71	58,532.30	80,802.96
<u>39,745.22</u>	<u>1,932.00</u>	<u>104.60</u>	<u>421,026.58</u>	<u>1,762,435.42</u>	<u>724,294.55</u>
29,318,178.57	896,229.64	1,481,494.78	444,931.45	1,820,967.72	6,457,647.18
113,078.52	0.00	365,695.80	0.00	0.00	2,821,054.00
0.00	0.00	62,396.50	0.00	1,732,773.87	628,792.26
0.00	0.00	532,291.60	201,998.47	0.00	654,854.56
20,531,938.78	893,003.63	0.00	0.00	0.00	2,375,764.12
<u>197,374.49</u>	<u>84,432.00</u>	<u>14,780.80</u>	<u>422,244.12</u>	<u>417,553.42</u>	<u>468,889.35</u>
20,842,391.79	977,435.63	975,164.70	624,242.59	2,150,327.29	6,949,354.29
8,475,786.78	(81,205.99)	506,330.08	(179,311.14)	(329,359.57)	(491,707.11)
549,000.00	0.00	0.00	0.00	300,000.00	91,337.60
<u>(549,000.00)</u>	<u>0.00</u>	<u>(493,915.85)</u>	<u>0.00</u>	<u>0.00</u>	<u>(42,534.46)</u>
8,475,786.78	(81,205.99)	12,414.23	(179,311.14)	(29,359.57)	(442,903.97)
16,885,964.89	613,401.41	2,319,381.81	1,441,475.52	4,556,573.01	6,865,392.09
<u>\$25,361,751.67</u>	<u>\$532,195.42</u>	<u>\$2,331,796.04</u>	<u>\$1,262,164.38</u>	<u>\$4,527,213.44</u>	<u>\$6,422,488.12</u>



**TARRANT COUNTY, TEXAS
RECORDS PRESERVATION FUNDS
FUND DESCRIPTION**

FUND 21100 - RECORDS PRESERVATION & AUTOMATION FUND - FILINGS

This fund was established, pursuant to State statutes, to account for the collection and expenditure of monies collected from filing fees to allow for the preservation and automation of County records. The County Clerk has discretion over the use of this fund.

FUND 21200 - RECORDS PRESERVATION & AUTOMATION FUND - CONVICTIONS

This fund was established, pursuant to State statutes, to account for the collection and expenditure of monies collected in court for the preservation and automation of County records.

FUND 21300 - RECORDS PRESERVATION & RESTORATION FUND

This fund was established, pursuant to State statutes, to account for the collection and expenditure of monies collected from filing fees for the preservation and restoration of County records.

FUND 21400 - COURT RECORD PRESERVATION FUND

This fund was established, pursuant to State statutes, to account for the collection and expenditure of monies collected from filing fees for the preservation and restoration of County records.

FUND 21500 – DISTRICT COURT RECORDS TECHNOLOGY (ARCHIVE) FUND

This fund was established, pursuant to State statutes, to account for the collection and expenditure of monies collected from filing fees for the preservation and restoration of district court records archives.

TARRANT COUNTY, TEXAS
COMBINING BALANCE SHEET
RECORD PRESERVATION FUNDS
AS OF 7/31/2018

<u>COMBINED TOTAL</u>		<u>RECORDS PRESERVATION & AUTOMATION -FILINGS</u>	<u>RECORDS PRESERVATION & AUTOMATION -CONVICTIONS</u>	<u>RECORDS PRESERVATION & RESTORATION</u>
ASSETS				
\$18,031,177.26	CASH AND INVESTMENTS	\$7,209,144.07	\$768,980.41	\$7,955,288.90
58,729.05	OTHER RECEIVABLES	22,928.00	5,043.43	21,595.00
<u>5,605.33</u>	PREPAID EXPENSES AND INVENTORY	<u>0.00</u>	<u>0.00</u>	<u>5,605.33</u>
<u>\$18,095,511.64</u>	TOTAL ASSETS	<u>\$7,232,072.07</u>	<u>\$774,023.84</u>	<u>\$7,982,489.23</u>
LIABILITIES AND FUND BALANCE				
LIABILITIES:				
\$7,133.44	ACCOUNTS PAYABLE	\$6,900.69	\$0.00	\$232.75
<u>116,969.49</u>	OTHER LIABILITIES	<u>47,177.41</u>	<u>18,057.23</u>	<u>22,927.75</u>
124,102.93	TOTAL LIABILITIES	54,078.10	18,057.23	23,160.50
FUND BALANCE :				
<u>17,971,408.71</u>	FUND BALANCES	<u>7,177,993.97</u>	<u>755,966.61</u>	<u>7,959,328.73</u>
<u>\$18,095,511.64</u>	TOTAL LIABILITIES AND FUND BALANCE	<u>\$7,232,072.07</u>	<u>\$774,023.84</u>	<u>\$7,982,489.23</u>

<u>COURT RECORD PRESERVATION</u>	<u>DISTRICT COURT RECORDS TECHNOLOGY (ARCHIVE)</u>
\$1,359,333.51	\$738,430.37
5,100.66	4,061.96
<u>0.00</u>	<u>0.00</u>
<u>\$1,364,434.17</u>	<u>\$742,492.33</u>

\$0.00	\$0.00
<u>9,185.83</u>	<u>19,621.27</u>
9,185.83	19,621.27

<u>1,355,248.34</u>	<u>722,871.06</u>
<u>\$1,364,434.17</u>	<u>\$742,492.33</u>

TARRANT COUNTY, TEXAS
COMBINING STATEMENT OF REVENUES AND EXPENDITURES
AND CHANGES IN FUND BALANCE
RECORDS PRESERVATION FUNDS
FOR THE TEN (10) MONTHS ENDED 7/31/2018

<u>COMBINED TOTAL</u>		<u>RECORDS PRESERVATION & AUTOMATION -FILINGS</u>	<u>RECORDS PRESERVATION & AUTOMATION -CONVICTIONS</u>	<u>RECORDS PRESERVATION RESTORATION</u>
	REVENUES:			
\$3,878,956.06	FEES OF OFFICE	\$1,440,006.83	\$515,508.25	\$1,347,981.00
217,223.84	INVESTMENT INCOME	86,815.03	9,077.67	94,153.84
416.08	MISCELLANEOUS	395.98	0.00	0.00
<u>4,096,595.98</u>	TOTAL REVENUES	<u>1,527,217.84</u>	<u>524,585.92</u>	<u>1,442,134.84</u>
	EXPENDITURES:			
	CURRENT:			
1,880,405.27	GENERAL GOVERNMENT	887,150.70	398,523.43	594,731.14
809,799.57	JUDICIAL	216,101.32	0.00	37,758.41
166,628.77	CAPITAL/CONSTRUCTION	22,147.72	49,698.04	0.00
<u>2,856,833.61</u>	TOTAL EXPENDITURES	<u>1,125,399.74</u>	<u>448,221.47</u>	<u>632,489.55</u>
1,239,762.37	EXCESS (DEFICIT) OF REVENUES OVER EXPENDITURES	401,818.10	76,364.45	809,645.29
	OTHER FINANCING SOURCES (USES):			
<u>0.00</u>	OPERATING TRANSFERS OUT	<u>0.00</u>	<u>0.00</u>	<u>0.00</u>
1,239,762.37	EXCESS (DEFICIT) OF REVENUES AND OPERATING TRANSFERS OVER EXPENDITURES	401,818.10	76,364.45	809,645.29
	FUND BALANCES:			
<u>16,731,646.34</u>	BEGINNING OF PERIOD	<u>6,776,175.87</u>	<u>679,602.16</u>	<u>7,149,683.44</u>
<u>\$17,971,408.71</u>	END OF PERIOD	<u>\$7,177,993.97</u>	<u>\$755,966.61</u>	<u>\$7,959,328.73</u>

<u>COURT RECORD PRESERVATION</u>	<u>DISTRICT COURT RECORDS TECHNOLOGY (ARCHIVE)</u>
\$332,220.96	\$243,239.02
16,386.48	10,790.82
<u>20.10</u>	<u>0.00</u>
348,627.54	254,029.84
0.00	0.00
209,545.12	346,394.72
<u>39,655.17</u>	<u>55,127.84</u>
<u>249,200.29</u>	<u>401,522.56</u>
99,427.25	(147,492.72)
<u>0.00</u>	<u>0.00</u>
99,427.25	(147,492.72)
<u>1,255,821.09</u>	<u>870,363.78</u>
<u><u>\$1,355,248.34</u></u>	<u><u>\$722,871.06</u></u>



**TARRANT COUNTY, TEXAS
COURT DESIGNATED FUNDS
FUND DESCRIPTION**

FUND 22100 - COURTHOUSE SECURITY FUND

This fund was established, pursuant to State statutes, to account for the collection of Courthouse security fees assessed in court cases. Revenue is subsequently transferred to the general fund where expenditures for Courthouse security are recorded.

FUND 22400 – JUVENILE DELINQUENCY PREVENTION FUND

This fund was established, pursuant to State statutes, to account for the collection of a fee related to graffiti court cases. The revenues in this fund are to be used to repair damages, provide educational and intervention programs, and provide rewards to the public for aiding in the apprehension and prosecution of offenders who commit graffiti offenses.

FUND 22500 - ALTERNATIVE DISPUTE RESOLUTION SYSTEM (ADRS)

This fund was established, pursuant to State statutes, to account for an alternative dispute resolution system for the peaceable and expeditious resolution of citizen disputes.

FUND 22600 – PROBATE CONTRIBUTIONS FUND

This fund was established, pursuant to State statutes, to account for the collection of a fee under Section 51.704. The revenues in this fund are to be used for court-related purposes for the support of the statutory probate courts.

FUND 24300 - APPELLATE JUDICIAL SYSTEM FUND

This fund was established, pursuant to State statutes, to account for the collection and expenditure of monies collected in civil cases to provide for a portion of the operational costs of the Court of Appeals.

FUND 22700 – JUSTICE COURT TECHNOLOGY FUND

This fund was established, pursuant to State statutes, to account for the collection and expenditure of monies to provide for technology in the justice of the peace courts.

FUND 22800 – JUSTICE COURT BUILDING SECURITY FUND

This fund was established, pursuant to State statutes, to account for the collection and expenditure of monies to provide for security in the justice court buildings.

FUND 22900 – CHILD ABUSE PREVENTION FUND

This fund was established, pursuant to State statutes, to account for the collection and expenditure of monies to provide for child abuse prevention programs.

FUND 23000 – FAMILY PROTECTION FUND

This fund was established, pursuant to State statutes, to account for the collection and expenditure of monies to provide for family protection services.

FUND 23100 – GUARDIANSHIP FUND

This fund was established, pursuant to State statutes, to account for the collection and expenditure of monies to provide compensation of a guardian ad litem, an attorney ad litem, and/or fund local guardianship programs for indigent incapacitated persons.

FUND 23200 – DRUG AND ALCOHOL COURT FUND

This fund was established, pursuant to State statutes, to account for the collection and expenditure of monies to provide for drug and alcohol court program.

FUND 23300 – COUNTY AND DISTRICT COURT TECHNOLOGY FUND

This fund was established, pursuant to State statutes, to account for the collection and expenditure of monies to provide for county and district court technology.

**TARRANT COUNTY, TEXAS
COMBINING BALANCE SHEET
COURT DESIGNATED FUNDS
AS OF 7/31/2018**


<u>COMBINED TOTAL</u>		<u>COURTHOUSE SECURITY</u>	<u>JUVENILE DELINQUENCY PREVENTION</u>	<u>ADRS</u>	<u>PROBATE CONTRIBUTION FUND</u>	<u>APPELLATE JUDICIAL SYSTEM</u>
ASSETS						
\$2,345,182.19	CASH AND INVESTMENTS	\$0.00	\$2,559.71	\$883,581.39	\$359,963.69	\$32,437.40
<u>5,621.58</u>	OTHER RECEIVABLES	<u>0.00</u>	<u>0.00</u>	<u>2,494.00</u>	<u>0.00</u>	<u>1,106.00</u>
<u>\$2,350,803.77</u>	TOTAL ASSETS	<u>\$0.00</u>	<u>\$2,559.71</u>	<u>\$886,075.39</u>	<u>\$359,963.69</u>	<u>\$33,543.40</u>
LIABILITIES AND FUND BALANCE						
LIABILITIES:						
\$0.00	ACCOUNTS PAYABLE	\$0.00	\$0.00	\$0.00	\$0.00	\$0.00
<u>19,007.73</u>	OTHER LIABILITIES	<u>0.00</u>	<u>0.00</u>	<u>0.00</u>	<u>3,642.64</u>	<u>3,696.78</u>
19,007.73	TOTAL LIABILITIES	0.00	0.00	0.00	3,642.64	3,696.78
FUND BALANCE :						
<u>2,331,796.04</u>	FUND BALANCES	<u>0.00</u>	<u>2,559.71</u>	<u>886,075.39</u>	<u>356,321.05</u>	<u>29,846.62</u>
<u>\$2,350,803.77</u>	TOTAL LIABILITIES AND FUND BALANCE	<u>\$0.00</u>	<u>\$2,559.71</u>	<u>\$886,075.39</u>	<u>\$359,963.69</u>	<u>\$33,543.40</u>

JUSTICE COURT TECHNOLOGY FUND	JUSTICE COURT BLDG SECURITY FUND	CHILD ABUSE PREVENTION FUND	FAMILY PROTECTION FUND	GUARDIANSHIP FUND	DRUG & ALCOHOL COURT	COUNTY AND DISTRICT COURT TECHNOLOGY FUND
\$165,724.40	\$0.00	\$69,238.14	\$144,670.50	\$70,865.35	\$487,902.62	\$128,238.99
0.00	0.00	100.90	495.00	1,200.00	184.42	41.26
<u>\$165,724.40</u>	<u>\$0.00</u>	<u>\$69,339.04</u>	<u>\$145,165.50</u>	<u>\$72,065.35</u>	<u>\$488,087.04</u>	<u>\$128,280.25</u>
\$0.00	\$0.00	\$0.00	\$0.00	\$0.00	\$0.00	\$0.00
0.00	0.00	0.00	0.00	0.00	11,668.31	0.00
0.00	0.00	0.00	0.00	0.00	11,668.31	0.00
<u>165,724.40</u>	<u>0.00</u>	<u>69,339.04</u>	<u>145,165.50</u>	<u>72,065.35</u>	<u>476,418.73</u>	<u>128,280.25</u>
<u>\$165,724.40</u>	<u>\$0.00</u>	<u>\$69,339.04</u>	<u>\$145,165.50</u>	<u>\$72,065.35</u>	<u>\$488,087.04</u>	<u>\$128,280.25</u>

TARRANT COUNTY, TEXAS
COMBINING STATEMENT OF REVENUES AND EXPENDITURES
AND CHANGES IN FUND BALANCE
COURT DESIGNATED FUNDS
FOR THE TEN (10) MONTHS ENDED 7/31/2018

<u>COMBINED TOTAL</u>		<u>COURTHOUSE SECURITY</u>	<u>JUVENILE DELINQUENCY PREVENTION</u>	<u>ADRS</u>	<u>PROBATE CONTRIBUTION FUND</u>	<u>APPELLATE JUDICIAL SYSTEM</u>
	REVENUES:					
\$1,371,557.83	FEES OF OFFICE	\$487,642.70	\$50.00	\$348,852.30	\$0.00	\$137,619.00
80,000.00	INTERGOVERNMENTAL	0.00	0.00	0.00	80,000.00	0.00
29,832.35	INVESTMENT INCOME	0.00	31.13	10,869.13	4,653.37	394.41
104.60	MISCELLANEOUS	0.00	0.00	0.00	0.00	0.00
<u>1,481,494.78</u>	TOTAL REVENUES	<u>487,642.70</u>	<u>81.13</u>	<u>359,721.43</u>	<u>84,653.37</u>	<u>138,013.41</u>
	EXPENDITURES:					
	CURRENT:					
365,695.80	GENERAL GOVERNMENT	0.00	0.00	275,695.80	0.00	0.00
62,396.50	PUBLIC SAFETY	0.00	0.00	0.00	0.00	0.00
532,291.60	JUDICIAL	0.00	0.00	0.00	90,800.33	133,167.52
14,780.80	CAPITAL/CONSTRUCTION	0.00	0.00	0.00	0.00	0.00
<u>975,164.70</u>	TOTAL EXPENDITURES	<u>0.00</u>	<u>0.00</u>	<u>275,695.80</u>	<u>90,800.33</u>	<u>133,167.52</u>
506,330.08	EXCESS (DEFICIT) OF REVENUES OVER EXPENDITURES	487,642.70	81.13	84,025.63	(6,146.96)	4,845.89
	OTHER FINANCING SOURCES (USES):					
<u>(493,915.85)</u>	OPERATING TRANSFERS OUT	<u>(487,642.70)</u>	<u>0.00</u>	<u>0.00</u>	<u>0.00</u>	<u>0.00</u>
12,414.23	EXCESS (DEFICIT) OF REVENUES AND OPERATING TRANSFERS OVER EXPENDITURES	0.00	81.13	84,025.63	(6,146.96)	4,845.89
	FUND BALANCES:					
<u>2,319,381.81</u>	BEGINNING OF PERIOD	<u>0.00</u>	<u>2,478.58</u>	<u>802,049.76</u>	<u>362,468.01</u>	<u>25,000.73</u>
<u>\$2,331,796.04</u>	END OF PERIOD	<u>\$0.00</u>	<u>\$2,559.71</u>	<u>\$886,075.39</u>	<u>\$356,321.05</u>	<u>\$29,846.62</u>

<u>JUSTICE COURT TECHNOLOGY FUND</u>	<u>JUSTICE COURT BUILDING SECURITY</u>	<u>CHILD ABUSE PREVENTION FUND</u>	<u>FAMILY PROTECTION FUND</u>	<u>GUARDIANSHIP FUND</u>	<u>DRUG & ALCOHOL COURT</u>	<u>COUNTY AND DISTRICT COURT TECHNOLOGY FUND</u>
\$25,097.05	\$6,273.15	\$6,810.68	\$101,537.50	\$94,200.00	\$129,152.96	\$34,322.49
0.00	0.00	0.00	0.00	0.00	0.00	0.00
1,925.34	0.00	820.09	2,294.63	856.42	6,557.43	1,430.40
104.60	0.00	0.00	0.00	0.00	0.00	0.00
<u>27,126.99</u>	<u>6,273.15</u>	<u>7,630.77</u>	<u>103,832.13</u>	<u>95,056.42</u>	<u>135,710.39</u>	<u>35,752.89</u>
0.00	0.00	0.00	0.00	90,000.00	0.00	0.00
0.00	0.00	0.00	0.00	0.00	62,396.50	0.00
0.00	0.00	0.00	152,330.81	0.00	155,992.94	0.00
<u>11,858.08</u>	<u>0.00</u>	<u>0.00</u>	<u>0.00</u>	<u>0.00</u>	<u>0.00</u>	<u>2,922.72</u>
<u>11,858.08</u>	<u>0.00</u>	<u>0.00</u>	<u>152,330.81</u>	<u>90,000.00</u>	<u>218,389.44</u>	<u>2,922.72</u>
15,268.91	6,273.15	7,630.77	(48,498.68)	5,056.42	(82,679.05)	32,830.17
<u>0.00</u>	<u>(6,273.15)</u>	<u>0.00</u>	<u>0.00</u>	<u>0.00</u>	<u>0.00</u>	<u>0.00</u>
15,268.91	0.00	7,630.77	(48,498.68)	5,056.42	(82,679.05)	32,830.17
<u>150,455.49</u>	<u>0.00</u>	<u>61,708.27</u>	<u>193,664.18</u>	<u>67,008.93</u>	<u>559,097.78</u>	<u>95,450.08</u>
<u>\$165,724.40</u>	<u>\$0.00</u>	<u>\$69,339.04</u>	<u>\$145,165.50</u>	<u>\$72,065.35</u>	<u>\$476,418.73</u>	<u>\$128,280.25</u>



**TARRANT COUNTY, TEXAS
ENTERPRISE FUNDS
FUND DESCRIPTIONS**

FUND 51100 – RESOURCE CONNECTION

This fund was established to account for activities of the Resource Connection.

FUND 51200 – OIL & GAS ROYALTY FUND

This fund was established to account for proceeds from the lease of County mineral rights on the Resource Connection campus.

TARRANT COUNTY, TEXAS
STATEMENT OF NET POSITION
ENTERPRISE FUNDS
AS OF 7/31/2018

<u>COMBINED TOTAL</u>		<u>RESOURCE CONNECTION</u>	<u>OIL & GAS ROYALTY</u>
ASSETS			
\$2,879,551.96	CASH AND INVESTMENTS	\$1,616,833.92	\$1,262,718.04
35,409.50	OTHER RECEIVABLES (NET)	35,409.50	0.00
5,249.87	PREPAID EXPENSES & INVENTORY	5,249.87	0.00
<u>4,143,738.75</u>	FIXED ASSETS (NET)	<u>3,338,755.66</u>	<u>804,983.09</u>
<u>7,063,950.08</u>	TOTAL ASSETS	<u>4,996,248.95</u>	<u>2,067,701.13</u>
DEFERRED OUTFLOWS OF RESOURCES			
111,556.00	PENSION CONTRIBUTIONS AFTER MEASUREMENT DATE	111,556.00	0.00
209,783.00	DIFFERENCE IN PROJECTED AND ACTUAL EARNINGS	209,783.00	0.00
<u>42,450.00</u>	CHANGES IN ASSUMPTIONS	<u>42,450.00</u>	<u>0.00</u>
<u>363,789.00</u>	TOTAL DEFERRED OUTFLOWS OF RESOURCES	<u>363,789.00</u>	<u>0.00</u>
LIABILITIES			
12,520.25	ACCOUNTS PAYABLE	12,001.55	518.70
47,123.21	OTHER LIABILITIES	47,123.21	0.00
348,854.67	ADVANCE FROM CAPITAL PROJECTS FUND	348,854.67	0.00
99,300.48	UNEARNED REVENUE	99,300.48	0.00
1,192,289.00	NET PENSION LIABILITY	1,192,289.00	0.00
<u>97,048.82</u>	COMPENSATED ABSENCES	<u>97,048.82</u>	<u>0.00</u>
<u>1,797,136.43</u>	TOTAL LIABILITIES	<u>1,796,617.73</u>	<u>518.70</u>
DEFERRED INFLOWS OF RESOURCES			
<u>39,386.00</u>	DIFFERENCE IN EXPECTED AND ACTUAL EXPERIENCE	<u>39,386.00</u>	<u>0.00</u>
<u>39,386.00</u>	TOTAL DEFERRED INFLOWS OF RESOURCES	<u>39,386.00</u>	<u>0.00</u>
NET POSITION			
<u>5,591,216.65</u>	NET POSITION	<u>3,524,034.22</u>	<u>2,067,182.43</u>
<u>\$5,591,216.65</u>	TOTAL NET POSITION	<u>\$3,524,034.22</u>	<u>\$2,067,182.43</u>

TARRANT COUNTY, TEXAS
COMBINING STATEMENT OF REVENUES, EXPENSES
AND CHANGES IN FUND NET POSITION
ENTERPRISE FUNDS
FOR THE TEN (10) MONTHS ENDED 7/31/2018

<u>COMBINED TOTAL</u>		<u>RESOURCE CONNECTION</u>	<u>OIL & GAS ROYALTY</u>
	OPERATING REVENUES:		
\$2,697,488.96	BUILDING RENTALS	\$2,697,488.96	\$0.00
<u>105,938.50</u>	OTHER REVENUES	<u>6,690.13</u>	<u>99,248.37</u>
2,803,427.46	TOTAL OPERATING REVENUES	2,704,179.09	99,248.37
	OPERATING EXPENSES:		
1,036,107.53	PERSONNEL	1,036,107.53	0.00
1,162,138.22	BUILDING AND EQUIPMENT	1,160,638.22	1,500.00
239,026.10	DEPRECIATION AND AMORTIZATION	173,370.48	65,655.62
29,917.35	INSURANCE PREMIUMS	29,917.35	0.00
<u>136,828.27</u>	OTHER EXPENSES	<u>136,828.27</u>	<u>0.00</u>
<u>2,604,017.47</u>	TOTAL OPERATING EXPENSES	<u>2,536,861.85</u>	<u>67,155.62</u>
199,409.99	OPERATING INCOME (LOSS)	167,317.24	32,092.75
	NON-OPERATING REVENUE (EXPENSE):		
<u>34,338.67</u>	INTEREST INCOME	<u>18,847.11</u>	<u>15,491.56</u>
233,748.66	NET INCOME (LOSS) BEFORE TRANSFERS	186,164.35	47,584.31
	OPERATING TRANSFERS:		
0.00	OPERATING TRANSFERS IN	0.00	0.00
<u>0.00</u>	OPERATING TRANSFERS OUT	<u>0.00</u>	<u>0.00</u>
233,748.66	NET INCOME (LOSS)	186,164.35	47,584.31
	NET POSITION:		
<u>5,357,467.99</u>	BEGINNING OF PERIOD	<u>3,337,869.87</u>	<u>2,019,598.12</u>
<u><u>\$5,591,216.65</u></u>	END OF PERIOD	<u><u>\$3,524,034.22</u></u>	<u><u>\$2,067,182.43</u></u>



**TARRANT COUNTY, TEXAS
INTERNAL SERVICE FUNDS
FUND DESCRIPTIONS**

FUND 61500 - SELF INSURANCE FUND

This fund was established to account for expenditures of bond proceeds received in fiscal year 1998 for the county self insured general liability claims.

FUND 61900 - WORKERS COMPENSATION

This fund was established to account for workers compensation claims. Prior to the establishment of fund 615, this fund was used for general liability and automobile/property damage claims.

FUND 62100 - COUNTY CLERK PROFESSIONAL LIABILITY FUND

This fund was established to account for the County Clerk's errors and omissions self insurance.

FUND 62200 - DISTRICT CLERK PROFESSIONAL LIABILITY FUND

This fund was established to account for the District Clerk's errors and omissions self insurance.

FUND 65100 - EMPLOYEE BENEFITS FUND

This fund was established to account for Tarrant County employee benefits.

TARRANT COUNTY, TEXAS
STATEMENT OF NET POSITION
INTERNAL SERVICE FUNDS
AS OF 7/31/2018

<u>COMBINED TOTAL</u>		<u>SELF INSURANCE</u>	<u>WORKERS COMPENSATION</u>	<u>COUNTY CLERK PROFESSIONAL LIABILITY</u>
ASSETS				
\$22,395,359.10	CASH AND INVESTMENTS	\$1,594,565.08	\$2,636,229.92	\$690,763.71
1,813,536.85	OTHER RECEIVABLES	2,299.78	1,221.75	0.00
<u>194,000.00</u>	PREPAID EXPENSES AND INVENTORY	<u>0.00</u>	<u>0.00</u>	<u>0.00</u>
<u>24,402,895.95</u>	TOTAL ASSETS	<u>1,596,864.86</u>	<u>2,637,451.67</u>	<u>690,763.71</u>
LIABILITIES				
370,135.66	ACCOUNTS PAYABLE	17,971.22	4,697.79	0.00
12,560,286.05	OTHER LIABILITIES	690,838.28	7,953,276.00	0.00
<u>75,034.79</u>	UNEARNED REVENUE	<u>0.00</u>	<u>0.00</u>	<u>0.00</u>
<u>13,005,456.50</u>	TOTAL LIABILITIES	<u>708,809.50</u>	<u>7,957,973.79</u>	<u>0.00</u>
NET POSITION				
<u>11,397,439.45</u>	NET POSITION	<u>888,055.36</u>	<u>(5,320,522.12)</u>	<u>690,763.71</u>
<u>\$11,397,439.45</u>	TOTAL NET POSITION	<u>\$888,055.36</u>	<u>(\$5,320,522.12)</u>	<u>\$690,763.71</u>

<u>DISTRICT CLERK PROFESSIONAL LIABILITY</u>	<u>EMPLOYEE BENEFITS</u>
\$597,041.32	\$16,876,759.07
0.00	1,810,015.32
0.00	194,000.00
<u>597,041.32</u>	<u>18,880,774.39</u>
0.00	347,466.65
0.00	3,916,171.77
0.00	75,034.79
<u>0.00</u>	<u>4,338,673.21</u>
<u>597,041.32</u>	<u>14,542,101.18</u>
<u><u>\$597,041.32</u></u>	<u><u>\$14,542,101.18</u></u>

TARRANT COUNTY, TEXAS
COMBINING STATEMENT OF REVENUES, EXPENSES
AND CHANGES IN FUND NET POSITION
INTERNAL SERVICE FUNDS
FOR THE TEN (10) MONTHS ENDED 7/31/2018

<u>COMBINED TOTAL</u>		<u>SELF INSURANCE</u>	<u>WORKERS COMPENSATION</u>	<u>COUNTY CLERK PROFESSIONAL LIABILITY</u>
	OPERATING REVENUES:			
\$18,480,361.08	USER FEES	\$0.00	\$0.00	\$5.00
51,099,732.93	COUNTY CONTRIBUTIONS	0.00	1,995,239.65	0.00
307,889.39	OTHER REVENUES	15,173.99	100,763.60	0.00
69,887,983.40	TOTAL OPERATING REVENUES	15,173.99	2,096,003.25	5.00
	OPERATING EXPENSES:			
95,315.52	BUILDING AND EQUIPMENT	95,246.24	0.00	0.00
56,273,996.72	SELF INSURANCE CLAIMS	62,030.78	1,881,512.55	0.00
6,085,839.02	INSURANCE PREMIUMS	0.00	0.00	0.00
2,996,156.75	ADMINISTRATION	0.00	0.00	0.00
968,464.76	OTHER EXPENSES	94,570.56	138,940.07	0.00
66,419,772.77	TOTAL OPERATING EXPENSES	251,847.58	2,020,452.62	0.00
3,468,210.63	OPERATING INCOME (LOSS)	(236,673.59)	75,550.63	5.00
	NON-OPERATING REVENUE (EXPENSE):			
251,584.20	INTEREST INCOME	20,964.91	29,780.34	8,524.64
3,719,794.83	NET INCOME (LOSS) BEFORE TRANSFERS	(215,708.68)	105,330.97	8,529.64
	OPERATING TRANSFERS:			
500,000.00	OPERATING TRANSFERS IN	500,000.00	0.00	0.00
0.00	OPERATING TRANSFERS OUT	0.00	0.00	0.00
4,219,794.83	NET INCOME (LOSS)	284,291.32	105,330.97	8,529.64
	NET POSITION:			
7,177,644.62	BEGINNING OF PERIOD	603,764.04	(5,425,853.09)	682,234.07
\$11,397,439.45	END OF PERIOD	\$888,055.36	(\$5,320,522.12)	\$690,763.71

DISTRICT CLERK PROFESSIONAL LIABILITY	EMPLOYEE BENEFITS
\$145.00	\$18,480,211.08
0.00	49,104,493.28
0.00	191,951.80
<hr/>	<hr/>
145.00	67,776,656.16
0.00	69.28
208.32	54,330,245.07
0.00	6,085,839.02
0.00	2,996,156.75
8,248.60	726,705.53
<hr/>	<hr/>
8,456.92	64,139,015.65
(8,311.92)	3,637,640.51
7,414.25	184,900.06
<hr/>	<hr/>
(897.67)	3,822,540.57
0.00	0.00
0.00	0.00
<hr/>	<hr/>
(897.67)	3,822,540.57
597,938.99	10,719,560.61
<hr/>	<hr/>
<u>\$597,041.32</u>	<u>\$14,542,101.18</u>



**TARRANT COUNTY
BUDGETARY INFORMATION**



TARRANT COUNTY, TEXAS
SUMMARY BUDGET VERSUS ACTUAL (BUDGET BASIS) REVENUE AND EXPENDITURES
TAX SUPPORTED FUNDS
FOR THE TEN (10) MONTHS ENDED 07/31/2018

	CURRENT MONTH ACTUAL	YTD ACTUAL	BUDGET	PERCENT	LAST YEAR PERCENT
<u>GENERAL FUND</u>					
REVENUES:					
Taxes	(\$1,116,913)	\$365,567,997	\$361,384,520	OVER 100%	99.95%
Licenses	81,994	980,441	1,115,400	87.90%	79.99%
Fees of Office	3,154,343	53,642,169	56,741,700	94.54%	94.30%
Intergovernmental	3,925,841	18,368,205	20,765,952	88.45%	90.16%
Investment Income	289,480	2,390,759	1,220,000	OVER 100%	91.19%
Other Revenues	888,417	9,114,478	10,955,435	83.20%	85.53%
Transfers	50,832	536,450	650,000	82.53%	85.36%
Contingent			1,986,850		
Cash Carryforward		75,970,340	75,970,340		
	<u>\$7,273,994</u>	<u>\$526,570,839</u>	<u>\$530,790,197</u>	<u>99.21%</u>	<u>98.61%</u>
EXPENDITURES:					
Personnel	\$27,671,561	\$271,477,849	\$338,607,503	80.17%	80.06%
Other	6,118,591	82,005,395	96,068,369	85.36%	83.78%
Transfers	3,478,483	35,597,908	42,583,839	83.59%	83.45%
Grant Match and Subsidy	49,762	1,817,899	4,321,382	42.07%	48.10%
Undesignated			5,906,106		
Contingent			1,986,850		
Reserves			41,316,148		
	<u>\$37,318,397</u>	<u>\$390,899,052</u>	<u>\$530,790,197</u>	<u>73.64%</u>	<u>72.83%</u>
<u>ROAD & BRIDGE FUND</u>					
REVENUES:					
Taxes	\$20	\$711	\$0	OVER 100%	OVER 100%
Fees of Office	1,814,338	15,013,598	17,823,600	84.23%	79.93%
Intergovernmental	0	174,453	30,000	OVER 100%	OVER 100%
Investment Income	19,138	137,186	70,550	OVER 100%	OVER 100%
Other Revenues	1,019	297,747	72,000	OVER 100%	OVER 100%
Transfers	725,042	7,250,415	8,700,498	83.33%	83.33%
Cash Carryforward		7,834,895	6,397,471		
	<u>\$2,559,557</u>	<u>\$30,709,005</u>	<u>\$33,094,119</u>	<u>92.79%</u>	<u>91.73%</u>
EXPENDITURES:					
Personnel	\$1,664,241	\$16,373,449	\$20,846,722	78.54%	80.40%
Other	720,440	6,116,945	11,859,418	51.58%	52.31%
Grant Match and Subsidy	0	40,851	41,174	99.22%	77.69%
Undesignated			346,805		
	<u>\$2,384,681</u>	<u>\$22,531,245</u>	<u>\$33,094,119</u>	<u>68.08%</u>	<u>69.11%</u>
<u>DEBT SERVICE FUND</u>					
REVENUES:					
Taxes	\$169,794	\$37,268,648	\$36,906,684	OVER 100%	99.72%
Investment Income	28,339	275,106	121,757	OVER 100%	OVER 100%
Cash Carryforward		1,408,191	1,264,093		
	<u>\$198,133</u>	<u>\$38,951,945</u>	<u>\$38,292,534</u>	<u>OVER 100%</u>	<u>OVER 100%</u>
EXPENDITURES:					
Principal	\$27,295,000	\$27,295,000	\$27,295,000	100.00%	100.00%
Interest	5,065,055	9,990,533	9,990,534	100.00%	100.00%
Other Expenditures	600	3,650	7,000	52.14%	50.00%
Reserves			1,000,000		
	<u>\$32,360,655</u>	<u>\$37,289,183</u>	<u>\$38,292,534</u>	<u>97.38%</u>	<u>97.41%</u>

**TARRANT COUNTY, TEXAS
GENERAL FUND FEES OF OFFICE ANALYSIS
FOR THE TEN (10) MONTHS ENDED 07/31/2018
(BUDGET BASIS)**

<u>FEE OFFICE</u>	<u>ACTUAL REVENUE</u>	<u>ANNUAL BUDGET</u>	<u>PERCENT COLLECTED</u>	<u>LAST YEAR PERCENT</u>
Tax Assessor/Collector	\$31,145,068	\$31,081,500	OVER 100%	95.87%
County Clerk	9,177,335	10,456,700	87.77%	93.33%
Sheriff	517,840	669,000	77.41%	80.33%
Constable 1	703,059	800,000	87.88%	92.14%
Constable 2	602,148	680,000	88.55%	89.94%
Constable 3	689,379	800,000	86.17%	OVER 100%
Constable 4	469,602	530,000	88.60%	93.74%
Constable 5	267,877	320,000	83.71%	98.58%
Constable 6	421,293	485,000	86.86%	85.80%
Constable 7	543,499	625,000	86.96%	84.78%
Constable 8	585,426	700,000	83.63%	86.99%
District Clerk	3,822,680	4,335,000	88.18%	92.58%
Domestic Relations	1,095,553	1,407,000	77.86%	76.49%
District Attorney	90,635	105,000	86.32%	72.85%
Justice of Peace 1	166,244	170,000	97.79%	98.26%
Justice of Peace 2	174,173	190,000	91.67%	96.87%
Justice of Peace 3	133,163	145,000	91.84%	99.93%
Justice of Peace 4	164,126	180,000	91.18%	OVER 100%
Justice of Peace 5	80,738	93,000	86.82%	87.51%
Justice of Peace 6	180,925	190,000	95.22%	92.32%
Justice of Peace 7	172,993	175,000	98.85%	85.07%
Justice of Peace 8	116,167	127,000	91.47%	85.87%
County Courts	18,010	20,000	90.05%	94.39%
Elections	1,725	1,500	OVER 100%	OVER 100%
Medical Examiner	1,885,785	2,066,000	91.28%	99.76%
Other	416,726	390,000	OVER 100%	OVER 100%
TOTAL	<u>\$53,642,169</u>	<u>\$56,741,700</u>	94.54%	94.30%

RATABLE COLLECTION PERCENTAGE

83.33%

**TARRANT COUNTY, TEXAS
BUDGET REPORT
FOR THE TEN (10) MONTHS ENDED 07/31/2018**

GENERAL FUND	CURRENT MONTH EXPENDITURES	ENCUMBRANCES AND COMMITMENTS	TOTAL EXPENDITURES ENCUMBRANCES & COMMITMENTS	TOTAL BUDGET	UNEXPENDED BUDGET	% BUDGET USED
County Judge	90,281.85	91.79	842,171.54	1,075,363.00	233,191.46	78.32%
County Administrator	240,120.72	29,291.73	2,237,956.74	2,911,752.00	673,795.26	76.86%
Non-Departmental	4,746,383.78	384,089.20	48,313,229.72	57,331,761.00	9,018,531.28	84.27%
Auditor	602,817.95	14,457.78	6,011,649.42	7,323,428.00	1,311,778.58	82.09%
Budget/Risk Management	70,942.09	922.02	683,986.03	845,873.00	161,886.97	80.86%
Tax Assessor / Collector	1,386,058.81	192,578.03	12,860,275.66	15,907,026.00	3,046,750.34	80.85%
Elections Administration	291,714.09	33,095.00	5,161,989.46	6,417,435.00	1,255,445.54	80.44%
Information Technology	2,391,451.98	1,363,803.19	33,589,807.07	41,962,667.00	8,372,859.93	80.05%
Human Resources	262,226.12	29,720.51	2,673,483.45	3,312,405.00	638,921.55	80.71%
Purchasing	187,999.29	139.62	1,905,566.67	2,466,344.00	560,777.33	77.26%
Facilities	365,199.07	159,420.45	3,707,616.63	4,790,475.00	1,082,858.37	77.40%
Sheriff	3,720,199.16	259,091.63	38,375,516.42	48,005,253.00	9,629,736.58	79.94%
Sheriff - Confinement	6,629,977.67	1,461,447.76	68,923,015.27	84,454,493.00	15,531,477.73	81.61%
Constable Precinct 1	113,364.57	601.65	1,113,226.05	1,349,826.00	236,599.95	82.47%
Constable Precinct 2	102,076.99	7,864.64	1,049,322.38	1,264,567.00	215,244.62	82.98%
Constable Precinct 3	118,775.83	4,179.00	1,185,013.85	1,435,021.00	250,007.15	82.58%
Constable Precinct 4	86,944.80	1,251.36	883,613.79	1,072,164.00	188,550.21	82.41%
Constable Precinct 5	73,553.75	3,318.49	721,672.11	911,500.00	189,827.89	79.17%
Constable Precinct 6	78,096.24	2,863.47	776,865.68	936,566.00	159,700.32	82.95%
Constable Precinct 7	109,775.10	5,735.78	1,110,336.19	1,367,763.00	257,426.81	81.18%
Constable Precinct 8	95,975.60	2,906.34	951,425.54	1,227,697.00	276,271.46	77.50%
Medical Examiner	777,699.72	282,200.25	8,281,841.95	9,839,818.00	1,557,976.05	84.17%
Fire Marshal	35,725.84	437.94	347,844.54	421,121.00	73,276.46	82.60%
Community Supervision	11,372.28	-	92,680.20	146,046.00	53,365.80	63.46%
Juvenile Services	1,576,952.91	433,011.03	15,470,193.17	18,592,564.00	3,122,370.83	83.21%
Pretrial Services	149,281.06	260.20	1,296,985.46	1,708,115.00	411,129.54	75.93%
Buildings	1,962,576.84	1,947,416.05	19,413,770.14	23,125,262.00	3,711,491.86	83.95%
17TH District Court	25,100.45	-	254,081.72	308,306.00	54,224.28	82.41%
48TH District Court	24,799.16	10.66	237,901.21	290,163.00	52,261.79	81.99%
67TH District Court	23,823.42	-	240,933.12	291,167.00	50,233.88	82.75%
96TH District Court	23,698.74	-	235,752.77	289,020.00	53,267.23	81.57%
141ST District Court	23,677.17	-	233,944.02	287,140.00	53,195.98	81.47%
153RD District Court	24,365.07	-	241,765.35	299,300.00	57,534.65	80.78%
236TH District Court	24,331.17	-	237,973.91	302,187.00	64,213.09	78.75%
342ND District Court	21,163.58	608.00	213,990.60	290,767.00	76,776.40	73.60%
348TH District Court	23,723.45	-	236,570.77	287,590.00	51,019.23	82.26%
352ND District Court	24,416.09	54.02	265,507.30	304,514.00	39,006.70	87.19%
Criminal District Court 1	148,756.84	-	1,601,873.46	1,790,398.00	188,524.54	89.47%
Criminal District Court 2	122,718.30	414.17	1,244,012.89	1,420,935.00	176,922.11	87.55%
Criminal District Court 3	125,245.46	-	1,603,455.85	1,850,650.00	247,194.15	86.64%
Criminal District Court 4	136,686.32	-	1,236,592.98	1,366,183.00	129,590.02	90.51%
213TH District Court	118,761.33	447.65	1,279,674.11	1,562,888.00	283,213.89	81.88%
297TH District Court	145,807.20	-	1,367,237.16	1,530,893.00	163,655.84	89.31%
371ST District Court	170,598.35	759.23	1,549,925.87	1,736,756.00	186,830.13	89.24%
372ND District Court	236,299.19	-	1,539,058.70	1,671,247.33	132,188.63	92.09%
396TH District Court	162,311.89	-	1,593,458.95	1,794,893.00	201,434.05	88.78%
432ND District Court	110,530.60	473.00	1,827,498.86	2,170,487.00	342,988.14	84.20%
Magistrate Court	131,620.39	617.98	1,064,473.91	1,311,995.00	247,521.09	81.13%
231ST District Court	48,368.12	123.62	516,563.62	641,891.00	125,327.38	80.48%
233RD District Court	58,948.04	-	638,671.21	796,897.00	158,225.79	80.14%
322ND District Court	50,833.36	218.21	505,590.21	638,985.00	133,394.79	79.12%
323RD District Court	257,842.56	179.94	2,665,290.93	3,198,158.00	532,867.07	83.34%
324TH District Court	58,081.14	72.60	569,322.94	733,331.00	164,008.06	77.64%
325TH District Court	49,524.50	243.54	475,731.01	659,310.00	183,578.99	72.16%
360TH District Court	58,191.80	-	471,628.96	624,037.00	152,408.04	75.58%
Special Judges	5,025.23	-	302,351.14	311,462.00	9,110.86	97.07%
Criminal Court Administration	229,398.49	9.00	1,820,662.80	2,254,772.50	434,109.70	80.75%
Grand Jury	16,693.36	14.61	164,022.30	198,162.00	34,139.70	82.77%
Criminal Attorney Appointment	32,389.17	69.09	451,228.23	507,262.50	56,034.27	88.95%
Criminal Mental Health Court	21,158.60	-	187,960.37	259,457.00	71,496.63	72.44%
County Court at Law #1	50,474.34	50.02	487,356.31	598,069.00	110,712.69	81.49%
County Court at Law #2	53,891.14	-	493,765.37	597,704.00	103,938.63	82.61%
County Court at Law #3	49,424.54	-	484,936.56	597,402.00	112,465.44	81.17%
County Criminal Court 1	84,085.56	-	811,640.29	974,125.00	162,484.71	83.32%

**TARRANT COUNTY, TEXAS
BUDGET REPORT
FOR THE TEN (10) MONTHS ENDED 07/31/2018**

	CURRENT MONTH EXPENDITURES	ENCUMBRANCES AND COMMITMENTS	TOTAL EXPENDITURES ENCUMBRANCES & COMMITMENTS	TOTAL BUDGET	UNEXPENDED BUDGET	% BUDGET USED
GENERAL FUND (cont'd)						
County Criminal Court 2	91,009.16	16.50	823,530.21	966,229.00	142,698.79	85.23%
County Criminal Court 3	71,775.23	199.92	711,689.79	862,816.00	151,126.21	82.48%
County Criminal Court 4	94,094.43	-	778,927.86	916,225.67	137,297.81	85.01%
County Criminal Court 5	102,932.01	37,410.32	1,000,683.45	1,235,841.00	235,157.55	80.97%
County Criminal Court 6	70,348.85	194.40	645,677.85	765,251.00	119,573.15	84.37%
County Criminal Court 7	94,026.96	26.01	780,169.42	913,910.00	133,740.58	85.37%
County Criminal Court 8	71,187.67	-	673,439.87	795,393.00	121,953.13	84.67%
County Criminal Court 9	56,006.13	163.25	658,698.01	777,203.00	118,504.99	84.75%
County Criminal Court 10	75,526.74	-	700,283.24	820,426.00	120,142.76	85.36%
Probate Court 1	174,382.47	27.46	1,826,793.38	2,235,389.00	408,595.62	81.72%
Probate Court 2	194,400.98	-	2,007,013.87	2,398,468.00	391,454.13	83.68%
Justice of the Peace Pct 1	64,582.82	589.99	627,437.03	774,095.00	146,657.97	81.05%
Justice of the Peace Pct 2	63,877.41	105.33	633,648.48	764,867.00	131,218.52	82.84%
Justice of the Peace Pct 3	65,428.69	309.41	626,095.37	736,062.00	109,966.63	85.06%
Justice of the Peace Pct 4	63,347.76	209.80	606,610.32	737,003.00	130,392.68	82.31%
Justice of the Peace Pct 5	48,427.80	118.00	460,576.85	566,905.00	106,328.15	81.24%
Justice of the Peace Pct 6	56,728.85	87.85	562,972.58	690,132.00	127,159.42	81.57%
Justice of the Peace Pct 7	67,351.38	-	635,230.75	790,412.00	155,181.25	80.37%
Justice of the Peace Pct 8	64,439.05	232.00	604,692.26	726,433.00	121,740.74	83.24%
District Attorney	3,350,822.15	48,322.62	32,659,806.19	40,853,237.00	8,193,430.81	79.94%
District Clerk	903,095.63	1,347.50	8,901,092.07	10,874,082.00	1,972,989.93	81.86%
County Clerk	886,244.38	1,479.94	8,896,219.22	11,221,559.00	2,325,339.78	79.28%
Domestic Relations	673,392.35	2,988.54	6,417,782.09	7,964,868.00	1,547,085.91	80.58%
Jury Services	147,186.81	591.99	1,636,009.32	2,126,846.00	490,836.68	76.92%
Courts / Judiciary	34,275.60	-	502,977.43	1,095,508.00	592,530.57	45.91%
Human Services	295,533.49	24,869.13	2,972,557.71	4,830,609.00	1,858,051.29	61.54%
Child Protective Services	25,554.89	1,215,651.00	2,557,236.61	2,660,433.00	103,196.39	96.12%
Public Assistance	-	-	721,604.00	721,604.00	-	100.00%
Texas AgriLife Extension	54,063.66	1,159.57	569,388.24	804,677.00	235,288.76	70.76%
Veterans Services	39,652.17	11.80	391,420.75	477,228.00	85,807.25	82.02%
Historical Commission	18,631.03	517.66	157,428.48	205,190.00	47,761.52	76.72%
10010-2018 General Fund - Cash Match						
Non-Departmental	-	-	-	45,000.00	45,000.00	0.00%
Sheriff	-	-	10,365.00	25,390.00	15,025.00	40.82%
District Attorney	38,538.95	-	177,481.07	186,500.00	9,018.93	95.16%
10020-2018 General Fund - Oper Sub						
Sheriff	-	-	112,592.98	147,715.00	35,122.02	76.22%
Juvenile Services	11,223.27	-	1,517,459.89	3,916,777.00	2,399,317.11	38.74%
SUBTOTAL	37,318,397.00	7,961,190.24	390,899,052.53	481,581,093.00	90,682,040.47	81.17%
UNDESIGNATED				5,906,106.00	5,906,106.00	
CONTINGENT				1,986,850.00	1,986,850.00	
RESERVES				41,316,148.00	41,316,148.00	
FUND TOTAL	\$ 37,318,397.00	\$ 7,961,190.24	\$ 390,899,052.53	\$ 530,790,197.00	\$ 139,891,144.47	73.64%

**TARRANT COUNTY, TEXAS
BUDGET REPORT
FOR THE TEN (10) MONTHS ENDED 07/31/2018**

	CURRENT MONTH EXPENDITURES	ENCUMBRANCES AND COMMITMENTS	TOTAL EXPENDITURES ENCUMBRANCES & COMMITMENTS	TOTAL BUDGET	UNEXPENDED BUDGET	% BUDGET USED
ROAD AND BRIDGE (26100)						
Buildings	1,276.50	2,014.98	22,186.25	33,392.00	11,205.75	66.44%
Commissioner Precinct 1	701,018.51	460,507.84	6,160,091.44	8,383,869.00	2,223,777.56	73.48%
Commissioner Precinct 2	313,780.94	233,666.97	3,423,366.78	4,753,494.00	1,330,127.22	72.02%
Commissioner Precinct 3	418,223.34	80,959.19	4,049,717.55	5,242,310.00	1,192,592.45	77.25%
Commissioner Precinct 4	696,608.21	537,289.28	5,472,543.51	7,572,033.00	2,099,489.49	72.27%
Right of Way	28,174.94	1,000.00	492,292.99	2,930,108.00	2,437,815.01	16.80%
Transportation	203,675.72	309,979.17	2,436,291.30	3,377,374.00	941,082.70	72.14%
Road & Bridge Non-Department	21,923.28	1,760.00	433,904.62	413,560.00	(20,344.62)	104.92%
26110-2018 Road & Bridge Grant Match						
Transportation	-	-	40,851.02	41,174.00	322.98	99.22%
SUBTOTAL	<u>2,384,681.44</u>	<u>1,627,177.43</u>	<u>22,531,245.46</u>	<u>32,747,314.00</u>	<u>10,216,068.54</u>	<u>68.80%</u>
UNDESIGNATED				346,805.00	346,805.00	
FUND TOTAL	<u>\$ 2,384,681.44</u>	<u>\$ 1,627,177.43</u>	<u>\$ 22,531,245.46</u>	<u>\$ 33,094,119.00</u>	<u>\$ 10,562,873.54</u>	<u>68.08%</u>
DEBT SERVICE (32100)						
Interest and Sinking	32,360,655.00	-	37,289,183.47	37,292,534.00	3,350.53	99.99%
RESERVES				1,000,000.00	1,000,000.00	
FUND TOTAL	<u>\$ 32,360,655.00</u>	<u>\$ -</u>	<u>\$ 37,289,183.47</u>	<u>\$ 38,292,534.00</u>	<u>\$ 1,003,350.53</u>	<u>97.38%</u>

TARRANT COUNTY, TEXAS
SPECIAL BUDGETS
BUDGET VERSUS ACTUAL (BUDGET BASIS) REVENUE
FOR THE TEN (10) MONTHS ENDED 07/31/2018

FUND #	FUND NAME	ACTUAL REVENUE	BUDGETED REVENUE	PERCENT COLLECTED
21100	Records Preservation/Automation-Filing	\$ 1,527,218	\$ 1,764,555	86.55%
21200	Records Preservation/Automation-Conviction	524,586	631,863	83.02%
21300	Records Preservation/Restoration	1,442,135	1,643,256	87.76%
21400	Court Record Preservation Fund	348,628	377,464	92.36%
21500	District Court Records Technology Fund	254,030	281,368	90.28%
22100	Courthouse Security Fund	487,643	580,000	84.08%
22300	Consumer Health Fund	896,215	983,423	91.13%
22400	Juvenile Delinquency Prevention	81	-	OVER 100%
22500	Alternative Dispute Resolution	359,721	390,183	92.19%
22600	Probate Contributions Fund	84,653	141,574	59.79%
22700	Justice Court Technology Fund	27,127	26,838	OVER 100%
22800	Justice Court Building Security	6,273	6,500	96.51%
22900	Child Abuse Prevention Fund	7,631	7,846	97.26%
23000	Family Protection	103,832	121,018	85.80%
23100	Guardianship	95,056	95,236	99.81%
23200	Drug & Alcohol Court	135,710	165,025	82.24%
23300	County and District Court Technology Fund	35,753	45,546	78.50%
24100	Law Library	1,093,658	1,209,673	90.41%
24200	Education Fund	121,984	121,908	OVER 100%
24300	Appellate Judicial System	138,013	156,188	88.36%
25100	Vehicle Inventory Tax	471,202	343,356	OVER 100%
45100	Non-Debt Capital	28,759,732	33,351,479	86.23%
47600	2006 Bond Election - Buildings	512,646	293,448	OVER 100%
47700	2006 Bond Election - Transportation	753,521	462,577	OVER 100%
51100	Resource Connection	2,733,094	3,262,519	83.77%
51200	Oil & Gas Royalty Resource Connection	114,740	57,430	OVER 100%
61500	Self Insurance	536,139	506,133	OVER 100%
61900	Workers Compensation	2,125,784	2,360,595	90.05%
62100	County Clerk Professional Liability	8,530	4,245	OVER 100%
62200	District Clerk Professional Liability	7,559	3,821	OVER 100%
65100	Employee Group Insurance - Medical	67,961,556	82,148,789	82.73%
D6200	DA Restitution Collection Fee	7,415	147	OVER 100%
D8700	DA Law Enforcement	437,516	7,352	OVER 100%
G1100	8th Admin Judicial Region	94,242	111,600	84.45%
S8700	Sheriff's Inmate Commissary Fund	1,705,583	1,522,320	OVER 100%
S9300	Combined Narcotics Enforcement Team	351,762	300,000	OVER 100%
S9500	Sheriff Federal Forfeiture-Treasury Funds	18,156	1,500	OVER 100%
S9600	Sheriff Federal Forfeiture-Non DEA	22,153	1,530	OVER 100%
S9700	Sheriff Federal Forfeiture-Justice Funds	23,313	1,184	OVER 100%
T0400	Public Health	12,982,398	12,935,167	OVER 100%
T0450	Public Health 1115 Waiver	16,884,781	12,037,457	OVER 100%
T0500	Section 125 Forfeitures	16,310	6,515	OVER 100%
T0600	Children's Home Fund	3,498	1,381	OVER 100%
T0700	Bail Bond Board	18,300	28,200	64.89%
T0800	TDPRS - Title IVE	16,647	1,082	OVER 100%
T0900	Constable Forfeiture	4,488	-	OVER 100%
T0970	Constable Forfeiture - Federal	7	-	OVER 100%
T1000	Juvenile Probation District	19,801	22,200	89.19%
T1100	Unclaimed Juvenile Restitution	136	66	OVER 100%
T1300	Deferred Prosecution Program	102,011	90,900	OVER 100%
T2000	Historical Commission	72	35	OVER 100%
T2100	Historical Comm Archives	1,232	1,061	OVER 100%
T2300	Cemetery Fund	489	239	OVER 100%
T3000	DA - JPS Contract	314,976	377,971	83.33%
T3100	Emergency Services District #1	68,209	85,000	80.25%
T3300	CSCD Bond Supervision Unit	552,409	691,151	79.93%
T3400	Criminal Courts Drug Program	149,324	111,274	OVER 100%
T3700	Medical Examiner Conference Fund	671	315	OVER 100%
T4100	PMC/AHS Insured - 340B	2,648,058	1,144,083	OVER 100%

TARRANT COUNTY, TEXAS
SPECIAL BUDGETS
BUDGET VERSUS ACTUAL (BUDGET BASIS) REVENUE
FOR THE TEN (10) MONTHS ENDED 07/31/2018

<u>FUND #</u>	<u>FUND NAME</u>	<u>ACTUAL REVENUE</u>	<u>BUDGETED REVENUE</u>	<u>PERCENT COLLECTED</u>
T5200	Miscellaneous Donations-Juvenile Probation	5,670	5,897	96.15%
T5350	Donations Emergency Management	2,196	2,158	OVER 100%
T5600	Miscellaneous Donations - Human Services	40,523	40,431	OVER 100%
T5640	Human Services - Reliant Energy	1,240	1,101	OVER 100%
T5642	Human Services - Cirro	25	13	OVER 100%
T5644	Human Services - Stream	600	600	100.00%
T5646	Human Services - Direct Energy	10,000	5,000	OVER 100%
T5700	Miscellaneous Donations-CPS	38,770	46,070	84.15%
T5800	Miscellaneous Donations-Health Dept	342	227	OVER 100%
T5960	Miscellaneous Donations-Veteran Court Program	18,358	18,000	OVER 100%
T6000	Miscellaneous Donations-Family Court	15,229	15,700	97.00%
T6100	Miscellaneous Donations-CRCG	830	389	OVER 100%
T6200	Miscellaneous Donations-Peace Officers Memorial	-	126	0.00%
T6300	Miscellaneous Donations-Law Enforcement	20,395	20,274	OVER 100%
T6500	ATTF Rental Assoc Donation	7	-	OVER 100%
T7000	Sheriff's Employee Recognition and Award	66	-	OVER 100%
T7100	Contract Elections	2,005,614	3,075,000	65.22%
T7300	Elections Chapter 19	376,071	-	OVER 100%

**TARRANT COUNTY, TEXAS
BUDGET REPORT
FOR THE TEN (10) MONTHS ENDED 07/31/2018**

	<u>CURRENT MONTH EXPENDITURES</u>	<u>ENCUMBRANCES AND COMMITMENTS</u>	<u>TOTAL EXPENDITURES ENCUMBRANCES & COMMITMENTS</u>	<u>TOTAL BUDGET</u>	<u>UNEXPENDED BUDGET</u>	<u>% BUDGET USED</u>
RECORDS PRESERVATION & AUTOMATION - FILINGS (21100)						
County Clerk	108,406.02	1,582.06	1,098,129.83	8,376,855.00	7,278,725.17	13.11%
FUND TOTAL	<u>\$ 108,406.02</u>	<u>\$ 1,582.06</u>	<u>\$ 1,098,129.83</u>	<u>\$ 8,376,855.00</u>	<u>\$ 7,278,725.17</u>	<u>13.11%</u>
RECORDS PRESERVATION & AUTOMATION - CONVICTIONS (21200)						
Information Technology	40,592.56	6,655.02	450,557.84	1,287,975.00	837,417.16	34.98%
FUND TOTAL	<u>\$ 40,592.56</u>	<u>\$ 6,655.02</u>	<u>\$ 450,557.84</u>	<u>\$ 1,287,975.00</u>	<u>\$ 837,417.16</u>	<u>34.98%</u>
RECORDS PRESERVATION & RESTORATION (21300)						
County Clerk	57,762.14	11,225.41	604,850.38	8,410,907.00	7,806,056.62	7.19%
FUND TOTAL	<u>\$ 57,762.14</u>	<u>\$ 11,225.41</u>	<u>\$ 604,850.38</u>	<u>\$ 8,410,907.00</u>	<u>\$ 7,806,056.62</u>	<u>7.19%</u>
COURT RECORD PRESERVATION FUND (21400)						
Information Technology	-	-	9,655.17	1,255,909.00	1,246,253.83	0.77%
Buildings	2,411.60	-	30,000.00	30,000.00	-	100.00%
District Clerk	21,072.41	-	209,545.12	299,697.00	90,151.88	69.92%
FUND TOTAL	<u>\$ 23,484.01</u>	<u>\$ -</u>	<u>\$ 249,200.29</u>	<u>\$ 1,585,606.00</u>	<u>\$ 1,336,405.71</u>	<u>15.72%</u>
DISTRICT COURT RECORD TECHNOLOGY FUND (21500)						
Buildings	15,000.00	-	15,000.00	15,000.00	-	100.00%
District Clerk	48,877.53	-	386,522.56	1,104,053.00	717,530.44	35.01%
FUND TOTAL	<u>\$ 63,877.53</u>	<u>\$ -</u>	<u>\$ 401,522.56</u>	<u>\$ 1,119,053.00</u>	<u>\$ 717,530.44</u>	<u>35.88%</u>
COURTHOUSE SECURITY FUND (22100)						
Non-Departmental	50,130.11	-	487,642.70	580,000.00	92,357.30	84.08%
FUND TOTAL	<u>\$ 50,130.11</u>	<u>\$ -</u>	<u>\$ 487,642.70</u>	<u>\$ 580,000.00</u>	<u>\$ 92,357.30</u>	<u>84.08%</u>
CONSUMER HEALTH (22300)						
Public Health	97,334.42	25.29	893,028.92	1,409,057.00	516,028.08	63.38%
FUND TOTAL	<u>\$ 97,334.42</u>	<u>\$ 25.29</u>	<u>\$ 893,028.92</u>	<u>\$ 1,409,057.00</u>	<u>\$ 516,028.08</u>	<u>63.38%</u>
JUVENILE DELINQUENCY PREVENTION (22400)						
Facilities	-	-	-	2,477.00	2,477.00	0.00%
FUND TOTAL	<u>\$ -</u>	<u>\$ -</u>	<u>\$ -</u>	<u>\$ 2,477.00</u>	<u>\$ 2,477.00</u>	<u>0.00%</u>
ADRS (22500)						
Non-Departmental	-	-	275,695.80	1,180,567.00	904,871.20	23.35%
FUND TOTAL	<u>\$ -</u>	<u>\$ -</u>	<u>\$ 275,695.80</u>	<u>\$ 1,180,567.00</u>	<u>\$ 904,871.20</u>	<u>23.35%</u>

**TARRANT COUNTY, TEXAS
BUDGET REPORT
FOR THE TEN (10) MONTHS ENDED 07/31/2018**

	<u>CURRENT MONTH EXPENDITURES</u>	<u>ENCUMBRANCES AND COMMITMENTS</u>	<u>TOTAL EXPENDITURES ENCUMBRANCES & COMMITMENTS</u>	<u>TOTAL BUDGET</u>	<u>UNEXPENDED BUDGET</u>	<u>% BUDGET USED</u>
PROBATE CONTRIBUTIONS FUND (22600)						
Probate Court 1	4,360.24	-	49,773.19	260,896.00	211,122.81	19.08%
Probate Court 2	4,404.19	-	41,027.14	157,764.00	116,736.86	26.01%
FUND TOTAL	<u>\$ 8,764.43</u>	<u>\$ -</u>	<u>\$ 90,800.33</u>	<u>\$ 418,660.00</u>	<u>\$ 327,859.67</u>	<u>21.69%</u>
JUSTICE COURT TECHNOLOGY (22700)						
Information Technology	120.70	-	1,748.40	157,563.00	155,814.60	1.11%
FUND TOTAL	<u>\$ 120.70</u>	<u>\$ -</u>	<u>\$ 1,748.40</u>	<u>\$ 157,563.00</u>	<u>\$ 155,814.60</u>	<u>1.11%</u>
JUSTICE COURT BLDG SECURITY (22800)						
Non-Departmental	701.56	-	6,273.15	6,500.00	226.85	96.51%
FUND TOTAL	<u>\$ 701.56</u>	<u>\$ -</u>	<u>\$ 6,273.15</u>	<u>\$ 6,500.00</u>	<u>\$ 226.85</u>	<u>96.51%</u>
CHILD ABUSE PREVENTION (22900)						
Non-Departmental	-	-	-	69,719.00	69,719.00	0.00%
FUND TOTAL	<u>\$ -</u>	<u>\$ -</u>	<u>\$ -</u>	<u>\$ 69,719.00</u>	<u>\$ 69,719.00</u>	<u>0.00%</u>
FAMILY PROTECTION (23000)						
Non-Departmental	-	-	-	158,854.00	158,854.00	0.00%
323RD District Court	32,740.18	2,669.19	155,000.00	155,000.00	-	100.00%
FUND TOTAL	<u>\$ 32,740.18</u>	<u>\$ 2,669.19</u>	<u>\$ 155,000.00</u>	<u>\$ 313,854.00</u>	<u>\$ 158,854.00</u>	<u>49.39%</u>
GUARDIANSHIP (23100)						
Non-Departmental	-	-	90,000.00	161,430.00	71,430.00	55.75%
FUND TOTAL	<u>\$ -</u>	<u>\$ -</u>	<u>\$ 90,000.00</u>	<u>\$ 161,430.00</u>	<u>\$ 71,430.00</u>	<u>55.75%</u>
DRUG & ALCOHOL COURT (23200)						
Community Supervision	6,042.09	-	62,396.50	90,000.00	27,603.50	69.33%
323RD District Court	-	46,441.08	46,441.08	219,000.00	172,558.92	21.21%
Criminal Court Administration	16,023.92	-	155,992.94	267,395.00	111,402.06	58.34%
FUND TOTAL	<u>\$ 22,066.01</u>	<u>\$ 46,441.08</u>	<u>\$ 264,830.52</u>	<u>\$ 576,395.00</u>	<u>\$ 311,564.48</u>	<u>45.95%</u>
COUNTY & DISTRICT COURT TECHNOLOGY FUND (23300)						
Information Technology	-	4,005.60	6,928.32	105,066.00	98,137.68	6.59%
FUND TOTAL	<u>\$ -</u>	<u>\$ 4,005.60</u>	<u>\$ 6,928.32</u>	<u>\$ 105,066.00</u>	<u>\$ 98,137.68</u>	<u>6.59%</u>
LAW LIBRARY (24100)						
Law Library	89,923.40	185,084.45	1,026,043.45	1,598,048.00	572,004.55	64.21%
Judicial Law Library	9,909.40	38,843.60	139,714.55	175,000.00	35,285.45	79.84%
FUND TOTAL	<u>\$ 99,832.80</u>	<u>\$ 223,928.05</u>	<u>\$ 1,165,758.00</u>	<u>\$ 1,773,048.00</u>	<u>\$ 607,290.00</u>	<u>65.75%</u>

**TARRANT COUNTY, TEXAS
BUDGET REPORT
FOR THE TEN (10) MONTHS ENDED 07/31/2018**

	<u>CURRENT MONTH EXPENDITURES</u>	<u>ENCUMBRANCES AND COMMITMENTS</u>	<u>TOTAL EXPENDITURES & COMMITMENTS</u>	<u>TOTAL BUDGET</u>	<u>UNEXPENDED BUDGET</u>	<u>% BUDGET USED</u>
EDUCATION FUND (24200)						
Sheriff	8,245.92	-	78,965.67	167,423.00	88,457.33	47.17%
Sheriff - Confinement	1,894.37	-	14,058.07	20,667.00	6,608.93	68.02%
Constable Precinct 1	897.03	-	897.03	2,797.00	1,899.97	32.07%
Constable Precinct 2	-	-	-	4,369.00	4,369.00	0.00%
Constable Precinct 3	-	-	-	3,073.00	3,073.00	0.00%
Constable Precinct 4	-	-	-	9,653.00	9,653.00	0.00%
Constable Precinct 5	-	-	-	4,447.00	4,447.00	0.00%
Constable Precinct 6	-	-	-	5,788.00	5,788.00	0.00%
Constable Precinct 7	-	-	2,203.06	7,058.00	4,854.94	31.21%
Constable Precinct 8	-	-	1,390.00	2,592.00	1,202.00	53.63%
Fire Marshal	-	-	1,390.00	1,414.00	24.00	98.30%
Probate Court 1	1,350.00	-	2,763.31	30,778.00	28,014.69	8.98%
Probate Court 2	699.06	-	7,660.13	27,923.00	20,262.87	27.43%
District Attorney	150.00	-	3,183.23	4,847.00	1,663.77	65.67%
FUND TOTAL	<u>\$ 13,236.38</u>	<u>\$ -</u>	<u>\$ 112,510.50</u>	<u>\$ 292,829.00</u>	<u>\$ 180,318.50</u>	<u>38.42%</u>
APPELLATE JUDICIAL SYSTEM (24300)						
Appeals Court	15,099.11	-	133,167.52	181,188.00	48,020.48	73.50%
FUND TOTAL	<u>\$ 15,099.11</u>	<u>\$ -</u>	<u>\$ 133,167.52</u>	<u>\$ 181,188.00</u>	<u>\$ 48,020.48</u>	<u>73.50%</u>
VEHICLE INVENTORY TAX (25100)						
Tax Assessor / Collector	6,052.07	-	69,298.37	1,058,553.00	989,254.63	6.55%
FUND TOTAL	<u>\$ 6,052.07</u>	<u>\$ -</u>	<u>\$ 69,298.37</u>	<u>\$ 1,058,553.00</u>	<u>\$ 989,254.63</u>	<u>6.55%</u>
NON-DEBT CAPITAL (45100)						
County Administrator	-	-	5,480.00	5,480.00	-	100.00%
Non-Departmental	-	-	2,775.00	16,662,502.00	16,659,727.00	0.02%
Auditor	-	-	6,981.20	7,319.00	337.80	95.38%
Tax Assessor / Collector	984.46	5,230.66	95,222.29	141,341.00	46,118.71	67.37%
Information Technology	1,041,599.41	3,338,535.92	12,661,451.20	23,102,048.00	10,440,596.80	54.81%
Human Resources	-	-	955.47	8,200.00	7,244.53	11.65%
Facilities	-	-	38,524.29	39,045.00	520.71	98.67%
Sheriff	332,951.40	14,034.56	480,481.69	484,130.00	3,648.31	99.25%
Sheriff - Confinement	-	-	24,613.00	24,613.00	-	100.00%
Constable Precinct 5	-	-	2,694.58	3,108.00	413.42	86.70%
Constable Precinct 8	-	-	-	7,000.00	7,000.00	0.00%
Medical Examiner	-	2,608.00	131,793.31	132,601.00	807.69	99.39%
Fire Marshal	-	-	3,690.00	3,690.00	-	100.00%
Community Supervision	-	-	2,582.52	8,500.00	5,917.48	30.38%
Juvenile Services	-	4,579.44	7,368.46	8,690.00	1,321.54	84.79%
Buildings	406,302.41	2,466,279.81	5,380,240.80	26,028,972.00	20,648,731.20	20.67%
Criminal District Court 2	-	789.83	1,808.38	3,522.00	1,713.62	51.35%
371ST District Court	-	-	1,388.00	1,388.00	-	100.00%
372ND District Court	-	-	821.98	897.00	75.02	91.64%
Magistrate Court	-	-	1,140.00	1,140.00	-	100.00%
Criminal Court Administration	-	6,595.88	14,384.58	19,970.00	5,585.42	72.03%
County Criminal Court 3	-	-	212.68	828.00	615.32	25.69%
County Criminal Court 5	-	-	281.85	550.00	268.15	51.25%
County Criminal Court 6	-	-	-	2,865.00	2,865.00	0.00%
County Criminal Court 10	-	1,182.40	1,713.00	1,713.00	-	100.00%
Probate Court 1	3,690.00	-	3,690.00	7,930.00	4,240.00	46.53%
Probate Court 2	-	-	1,756.75	6,150.00	4,393.25	28.57%
Justice of the Peace Pct 1	-	-	-	569.00	569.00	0.00%
Justice of the Peace Pct 2	-	-	2,536.65	3,996.00	1,459.35	63.48%
Justice of the Peace Pct 3	-	-	6,430.21	9,190.00	2,759.79	69.97%
Justice of the Peace Pct 6	3,690.00	-	3,690.00	3,690.00	-	100.00%
Justice of the Peace Pct 8	-	-	681.85	1,529.00	847.15	44.59%
District Clerk	-	-	8,815.90	11,140.00	2,324.10	79.14%
County Clerk	7,277.30	6,171.00	32,998.51	43,965.00	10,966.49	75.06%
Domestic Relations	1,528.17	1,378.74	4,711.54	6,053.00	1,341.46	77.84%

**TARRANT COUNTY, TEXAS
BUDGET REPORT
FOR THE TEN (10) MONTHS ENDED 07/31/2018**

	<u>CURRENT MONTH EXPENDITURES</u>	<u>ENCUMBRANCES AND COMMITMENTS</u>	<u>TOTAL EXPENDITURES ENCUMBRANCES & COMMITMENTS</u>	<u>TOTAL BUDGET</u>	<u>UNEXPENDED BUDGET</u>	<u>% BUDGET USED</u>
NON-DEBT CAPITAL (45100) (cont'd)						
Courts / Judiciary	-	-	569.00	23,111.00	22,542.00	2.46%
Human Services	-	274.40	7,939.44	9,400.00	1,460.56	84.46%
Texas AgriLife Extension	-	395.00	1,173.00	1,173.00	-	100.00%
Commissioner Precinct 1	10,650.00	388,322.35	715,621.83	3,395,044.00	2,679,422.17	21.08%
Commissioner Precinct 2	1,499.00	712,541.48	1,290,464.41	1,374,240.00	83,775.59	93.90%
Commissioner Precinct 3	47,340.00	230,894.00	660,170.96	914,728.00	254,557.04	72.17%
Commissioner Precinct 4	-	-	196,151.48	369,111.00	172,959.52	53.14%
Transportation	94,020.36	326,612.38	1,799,174.39	1,962,100.00	162,925.61	91.70%
FUND TOTAL	<u>\$ 1,951,532.51</u>	<u>\$ 7,506,425.85</u>	<u>\$ 23,603,180.20</u>	<u>\$ 74,843,231.00</u>	<u>\$ 51,240,050.80</u>	<u>31.54%</u>
2006 BOND ELECTION-BUILDINGS (47600)						
Non-Departmental Buildings	-	-	648.00	8,000.00	7,352.00	8.10%
	-	981,863.63	1,356,220.52	38,368,120.00	37,011,899.48	3.53%
FUND TOTAL	<u>\$ -</u>	<u>\$ 981,863.63</u>	<u>\$ 1,356,868.52</u>	<u>\$ 38,376,120.00</u>	<u>\$ 37,019,251.48</u>	<u>3.54%</u>
2006 BOND ELECTION-TRANSPORTATION (47700)						
Non-Departmental Right of Way Transportation	-	-	1,452.00	805,102.00	803,650.00	0.18%
	-	-	-	550,000.00	550,000.00	0.00%
	83,019.31	3,259,315.06	3,575,103.90	37,018,550.00	33,443,446.10	9.66%
FUND TOTAL	<u>\$ 83,019.31</u>	<u>\$ 3,259,315.06</u>	<u>\$ 3,576,555.90</u>	<u>\$ 38,373,652.00</u>	<u>\$ 34,797,096.10</u>	<u>9.32%</u>
RESOURCE CONNECTION (51100)						
Non-Departmental Resource Connection	-	-	-	680,247.00	680,247.00	0.00%
	258,199.82	216,950.87	2,531,297.41	3,626,778.00	1,095,480.59	69.79%
FUND TOTAL	<u>\$ 258,199.82</u>	<u>\$ 216,950.87</u>	<u>\$ 2,531,297.41</u>	<u>\$ 4,307,025.00</u>	<u>\$ 1,775,727.59</u>	<u>58.77%</u>
OIL & GAS ROYALTY (51200)						
Resource Connection	-	-	-	1,204,889.00	1,204,889.00	0.00%
FUND TOTAL	<u>\$ -</u>	<u>\$ -</u>	<u>\$ -</u>	<u>\$ 1,204,889.00</u>	<u>\$ 1,204,889.00</u>	<u>0.00%</u>
SELF INSURANCE (61500)						
Self Insurance	45,740.07	100,860.79	352,708.37	1,733,812.00	1,381,103.63	20.34%
FUND TOTAL	<u>\$ 45,740.07</u>	<u>\$ 100,860.79</u>	<u>\$ 352,708.37</u>	<u>\$ 1,733,812.00</u>	<u>\$ 1,381,103.63</u>	<u>20.34%</u>
WORKERS COMPENSATION (61900)						
Self Insurance	168,668.55	2,475.00	2,022,927.62	4,656,563.00	2,633,635.38	43.44%
FUND TOTAL	<u>\$ 168,668.55</u>	<u>\$ 2,475.00</u>	<u>\$ 2,022,927.62</u>	<u>\$ 4,656,563.00</u>	<u>\$ 2,633,635.38</u>	<u>43.44%</u>
COUNTY CLERK PROFESSIONAL LIABILITY (62100)						
County Clerk	-	-	-	686,262.00	686,262.00	0.00%
FUND TOTAL	<u>\$ -</u>	<u>\$ -</u>	<u>\$ -</u>	<u>\$ 686,262.00</u>	<u>\$ 686,262.00</u>	<u>0.00%</u>

**TARRANT COUNTY, TEXAS
BUDGET REPORT
FOR THE TEN (10) MONTHS ENDED 07/31/2018**

	<u>CURRENT MONTH EXPENDITURES</u>	<u>ENCUMBRANCES AND COMMITMENTS</u>	<u>TOTAL EXPENDITURES & COMMITMENTS</u>	<u>TOTAL BUDGET</u>	<u>UNEXPENDED BUDGET</u>	<u>% BUDGET USED</u>
DISTRICT CLERK						
PROFESSIONAL LIABILITY (62200)						
District Clerk	208.32	50,000.00	50,208.32	591,230.00	541,021.68	8.49%
FUND TOTAL	<u>\$ 208.32</u>	<u>\$ 50,000.00</u>	<u>\$ 50,208.32</u>	<u>\$ 591,230.00</u>	<u>\$ 541,021.68</u>	<u>8.49%</u>
EMPLOYEE INSURANCE (65100)						
Non-Departmental	51,432.00	102,864.00	609,744.28	12,610,000.00	12,000,255.72	4.84%
Self Insurance	5,893,912.66	-	63,707,967.58	78,089,761.00	14,381,793.42	81.58%
FUND TOTAL	<u>\$ 5,945,344.66</u>	<u>\$ 102,864.00</u>	<u>\$ 64,317,711.86</u>	<u>\$ 90,699,761.00</u>	<u>\$ 26,382,049.14</u>	<u>70.91%</u>
DISTRICT ATTORNEY RESTITUTION						
COLLECTION FEE (D6200)						
District Attorney	-	-	2,133.22	25,529.00	23,395.78	8.36%
FUND TOTAL	<u>\$ -</u>	<u>\$ -</u>	<u>\$ 2,133.22</u>	<u>\$ 25,529.00</u>	<u>\$ 23,395.78</u>	<u>8.36%</u>
DISTRICT ATTORNEY LAW ENFORCEMENT (D8700)						
Facilities	-	-	263,498.00	263,498.00	-	100.00%
Sheriff	-	-	-	47,264.00	47,264.00	0.00%
Buildings	-	-	6,957.65	45,000.00	38,042.35	15.46%
District Attorney	13,835.34	18,788.73	300,300.45	899,854.00	599,553.55	33.37%
FUND TOTAL	<u>\$ 13,835.34</u>	<u>\$ 18,788.73</u>	<u>\$ 570,756.10</u>	<u>\$ 1,255,616.00</u>	<u>\$ 684,859.90</u>	<u>45.46%</u>
8TH ADMIN JUDICIAL REGION (G1100)						
8th Admin Judicial Region	9,291.05	-	94,241.77	111,600.00	17,358.23	84.45%
FUND TOTAL	<u>\$ 9,291.05</u>	<u>\$ -</u>	<u>\$ 94,241.77</u>	<u>\$ 111,600.00</u>	<u>\$ 17,358.23</u>	<u>84.45%</u>
SHERIFFS INMATE COMMISSARY (S8700)						
Sheriff - Confinement	178,895.01	53,165.02	1,596,636.48	4,730,338.00	3,133,701.52	33.75%
FUND TOTAL	<u>\$ 178,895.01</u>	<u>\$ 53,165.02</u>	<u>\$ 1,596,636.48</u>	<u>\$ 4,730,338.00</u>	<u>\$ 3,133,701.52</u>	<u>33.75%</u>
COMBINED NARCOTICS ENFORCEMENT TEAM (S9300)						
Sheriff	20,597.07	13,626.41	197,987.95	300,000.00	102,012.05	66.00%
FUND TOTAL	<u>\$ 20,597.07</u>	<u>\$ 13,626.41</u>	<u>\$ 197,987.95</u>	<u>\$ 300,000.00</u>	<u>\$ 102,012.05</u>	<u>66.00%</u>
SHERIFF FEDERAL FORFEITURE-TREASURY (S9500)						
Sheriff	30,000.54	3,977.00	78,273.57	240,355.00	162,081.43	32.57%
FUND TOTAL	<u>\$ 30,000.54</u>	<u>\$ 3,977.00</u>	<u>\$ 78,273.57</u>	<u>\$ 240,355.00</u>	<u>\$ 162,081.43</u>	<u>32.57%</u>
SHERIFF FEDERAL FORFEITURE-NON DEA (S9600)						
Sheriff	8,748.43	-	93,711.96	200,890.00	107,178.04	46.65%
FUND TOTAL	<u>\$ 8,748.43</u>	<u>\$ -</u>	<u>\$ 93,711.96</u>	<u>\$ 200,890.00</u>	<u>\$ 107,178.04</u>	<u>46.65%</u>

**TARRANT COUNTY, TEXAS
BUDGET REPORT
FOR THE TEN (10) MONTHS ENDED 07/31/2018**

	<u>CURRENT MONTH EXPENDITURES</u>	<u>ENCUMBRANCES AND COMMITMENTS</u>	<u>TOTAL EXPENDITURES ENCUMBRANCES & COMMITMENTS</u>	<u>TOTAL BUDGET</u>	<u>UNEXPENDED BUDGET</u>	<u>% BUDGET USED</u>
SHERIFF FEDERAL FORFEITURE-JUSTICE (\$9700)						
Sheriff	312.95	21,688.00	37,880.99	175,804.00	137,923.01	21.55%
FUND TOTAL	<u>\$ 312.95</u>	<u>\$ 21,688.00</u>	<u>\$ 37,880.99</u>	<u>\$ 175,804.00</u>	<u>\$ 137,923.01</u>	<u>21.55%</u>
PUBLIC HEALTH (T0400)						
T0400-2018 Public Health						
Buildings	9,690.97	31,258.00	140,008.24	301,437.00	161,428.76	46.45%
Public Health	951,118.51	213,423.96	9,944,648.13	13,521,970.00	3,577,321.87	73.54%
T0410-2018 Public Health - Cash Match						
Public Health	32,742.97	-	377,858.18	448,771.00	70,912.82	84.20%
T0420-2018 Public Health-Op Sub						
Public Health	200,056.01	-	480,621.33	1,112,989.00	632,367.67	43.18%
T0450-2018 Public Health 1115 Wavier						
Non-Departmental	-	-	549,000.00	10,974,897.00	10,425,897.00	5.00%
Public Health	1,732,159.55	466,131.35	10,541,834.13	13,868,122.00	3,326,287.87	76.01%
FUND TOTAL	<u>\$ 2,925,768.01</u>	<u>\$ 710,813.31</u>	<u>\$ 22,033,970.01</u>	<u>\$ 40,228,186.00</u>	<u>\$ 18,194,215.99</u>	<u>54.77%</u>
SECTION 125 FORFEITURES (T0500)						
Self Insurance	1,987.00	16,467.46	70,517.89	1,226,882.00	1,156,364.11	5.75%
FUND TOTAL	<u>\$ 1,987.00</u>	<u>\$ 16,467.46</u>	<u>\$ 70,517.89</u>	<u>\$ 1,226,882.00</u>	<u>\$ 1,156,364.11</u>	<u>5.75%</u>
CHILDREN'S HOME FUND (T0600)						
Juvenile Services	-	-	-	63,888.00	63,888.00	0.00%
FUND TOTAL	<u>\$ -</u>	<u>\$ -</u>	<u>\$ -</u>	<u>\$ 63,888.00</u>	<u>\$ 63,888.00</u>	<u>0.00%</u>
BAIL BOND BOARD (T0700)						
Non-Departmental	395.00	-	3,880.00	29,200.00	25,320.00	13.29%
FUND TOTAL	<u>\$ 395.00</u>	<u>\$ -</u>	<u>\$ 3,880.00</u>	<u>\$ 29,200.00</u>	<u>\$ 25,320.00</u>	<u>13.29%</u>
TDRPS - TITLE IVE (T0800)						
Child Protective Services	20,954.40	2,420.28	56,929.88	124,638.00	67,708.12	45.68%
FUND TOTAL	<u>\$ 20,954.40</u>	<u>\$ 2,420.28</u>	<u>\$ 56,929.88</u>	<u>\$ 124,638.00</u>	<u>\$ 67,708.12</u>	<u>45.68%</u>
CONSTABLE FORFEITURE (T0900)						
Constable Precinct 7	-	7,667.88	7,667.88	11,648.00	3,980.12	65.83%
FUND TOTAL	<u>\$ -</u>	<u>\$ 7,667.88</u>	<u>\$ 7,667.88</u>	<u>\$ 11,648.00</u>	<u>\$ 3,980.12</u>	<u>65.83%</u>
CONSTABLE FORFEITURE - FEDERAL (T0970)						
Constable Precinct 7	-	-	-	549.00	549.00	0.00%
FUND TOTAL	<u>\$ -</u>	<u>\$ -</u>	<u>\$ -</u>	<u>\$ 549.00</u>	<u>\$ 549.00</u>	<u>0.00%</u>

**TARRANT COUNTY, TEXAS
BUDGET REPORT
FOR THE TEN (10) MONTHS ENDED 07/31/2018**

	<u>CURRENT MONTH EXPENDITURES</u>	<u>ENCUMBRANCES AND COMMITMENTS</u>	<u>TOTAL EXPENDITURES ENCUMBRANCES & COMMITMENTS</u>	<u>TOTAL BUDGET</u>	<u>UNEXPENDED BUDGET</u>	<u>% BUDGET USED</u>
JUVENILE PROBATION DISTRICT (T1000)						
Juvenile Services	882.79	-	10,452.64	209,134.00	198,681.36	5.00%
FUND TOTAL	<u>\$ 882.79</u>	<u>\$ -</u>	<u>\$ 10,452.64</u>	<u>\$ 209,134.00</u>	<u>\$ 198,681.36</u>	<u>5.00%</u>
UNCLAIMED JUVENILE RESTITUTION (T1100)						
Juvenile Services	-	-	4.71	10,712.00	10,707.29	0.04%
FUND TOTAL	<u>\$ -</u>	<u>\$ -</u>	<u>\$ 4.71</u>	<u>\$ 10,712.00</u>	<u>\$ 10,707.29</u>	<u>0.04%</u>
DEFERRED PROSECUTION (T1300)						
District Attorney	4,632.00	-	78,590.01	90,900.00	12,309.99	86.46%
FUND TOTAL	<u>\$ 4,632.00</u>	<u>\$ -</u>	<u>\$ 78,590.01</u>	<u>\$ 90,900.00</u>	<u>\$ 12,309.99</u>	<u>86.46%</u>
HISTORICAL COMMISSION (T2000)						
Historical Commission	-	-	-	5,785.00	5,785.00	0.00%
FUND TOTAL	<u>\$ -</u>	<u>\$ -</u>	<u>\$ -</u>	<u>\$ 5,785.00</u>	<u>\$ 5,785.00</u>	<u>0.00%</u>
HISTORICAL COMMISSION ARCHIVES (T2100)						
Historical Commission	-	-	-	11,563.00	11,563.00	0.00%
FUND TOTAL	<u>\$ -</u>	<u>\$ -</u>	<u>\$ -</u>	<u>\$ 11,563.00</u>	<u>\$ 11,563.00</u>	<u>0.00%</u>
CEMETERY FUND (T2300)						
Historical Commission	-	-	-	25,488.00	25,488.00	0.00%
FUND TOTAL	<u>\$ -</u>	<u>\$ -</u>	<u>\$ -</u>	<u>\$ 25,488.00</u>	<u>\$ 25,488.00</u>	<u>0.00%</u>
DISTRICT ATTORNEY JPS CONTRACT (T3000)						
District Attorney	13,872.96	-	345,370.42	377,971.00	32,600.58	91.37%
FUND TOTAL	<u>\$ 13,872.96</u>	<u>\$ -</u>	<u>\$ 345,370.42</u>	<u>\$ 377,971.00</u>	<u>\$ 32,600.58</u>	<u>91.37%</u>
EMERGENCY SERVICES DISTRICT (T3100)						
Fire Marshal	6,958.02	-	68,208.87	85,000.00	16,791.13	80.25%
FUND TOTAL	<u>\$ 6,958.02</u>	<u>\$ -</u>	<u>\$ 68,208.87</u>	<u>\$ 85,000.00</u>	<u>\$ 16,791.13</u>	<u>80.25%</u>
CSCD BOND SUPERVISION UNIT (T3300)						
Community Supervision	54,479.11	100.00	552,409.11	691,151.00	138,741.89	79.93%
FUND TOTAL	<u>\$ 54,479.11</u>	<u>\$ 100.00</u>	<u>\$ 552,409.11</u>	<u>\$ 691,151.00</u>	<u>\$ 138,741.89</u>	<u>79.93%</u>
CRIMINAL COURTS DRUG PROGRAM (T3400)						
Criminal Court Administration	11,173.50	-	71,030.59	417,367.00	346,336.41	17.02%
FUND TOTAL	<u>\$ 11,173.50</u>	<u>\$ -</u>	<u>\$ 71,030.59</u>	<u>\$ 417,367.00</u>	<u>\$ 346,336.41</u>	<u>17.02%</u>

**TARRANT COUNTY, TEXAS
BUDGET REPORT
FOR THE TEN (10) MONTHS ENDED 07/31/2018**

	<u>CURRENT MONTH EXPENDITURES</u>	<u>ENCUMBRANCES AND COMMITMENTS</u>	<u>TOTAL EXPENDITURES ENCUMBRANCES & COMMITMENTS</u>	<u>TOTAL BUDGET</u>	<u>UNEXPENDED BUDGET</u>	<u>% BUDGET USED</u>
MEDICAL EXAMINER CONFERENCE (T3700)						
Medical Examiner	-	-	628.05	49,467.00	48,838.95	1.27%
FUND TOTAL	<u>\$ -</u>	<u>\$ -</u>	<u>\$ 628.05</u>	<u>\$ 49,467.00</u>	<u>\$ 48,838.95</u>	<u>1.27%</u>
PMC INSURED - 340B (T4100)						
Public Health	418,838.40	201,102.57	2,389,368.28	3,157,840.00	768,471.72	75.66%
FUND TOTAL	<u>\$ 418,838.40</u>	<u>\$ 201,102.57</u>	<u>\$ 2,389,368.28</u>	<u>\$ 3,157,840.00</u>	<u>\$ 768,471.72</u>	<u>75.66%</u>
MISCELLANEOUS DONATIONS - JUVENILE PROBATION (T5200)						
Juvenile Services	898.99	622.72	5,338.97	27,718.00	22,379.03	19.26%
FUND TOTAL	<u>\$ 898.99</u>	<u>\$ 622.72</u>	<u>\$ 5,338.97</u>	<u>\$ 27,718.00</u>	<u>\$ 22,379.03</u>	<u>19.26%</u>
DONATIONS EMERGENCY MANAGEMENT (T5350)						
County Administrator	\$ -	-	-	2,158.00	2,158.00	0.00%
FUND TOTAL	<u>\$ -</u>	<u>\$ -</u>	<u>\$ -</u>	<u>\$ 2,158.00</u>	<u>\$ 2,158.00</u>	<u>0.00%</u>
MISCELLANEOUS DONATIONS - HUMAN SERVICES-TXU (T5600)						
Human Services	9,165.36	-	81,951.50	108,076.00	26,124.50	75.83%
FUND TOTAL	<u>\$ 9,165.36</u>	<u>\$ -</u>	<u>\$ 81,951.50</u>	<u>\$ 108,076.00</u>	<u>\$ 26,124.50</u>	<u>75.83%</u>
MISCELLANEOUS DONATIONS - HUMAN SERVICES-RELIANT (T5640)						
Human Services	2,319.61	-	19,716.24	29,515.00	9,798.76	66.80%
FUND TOTAL	<u>\$ 2,319.61</u>	<u>\$ -</u>	<u>\$ 19,716.24</u>	<u>\$ 29,515.00</u>	<u>\$ 9,798.76</u>	<u>66.80%</u>
MISCELLANEOUS DONATIONS - HUMAN SERVICES-CIRRO (T5642)						
Human Services	-	-	400.00	2,250.00	1,850.00	17.78%
FUND TOTAL	<u>\$ -</u>	<u>\$ -</u>	<u>\$ 400.00</u>	<u>\$ 2,250.00</u>	<u>\$ 1,850.00</u>	<u>17.78%</u>
HUMAN SERVICES-STREAM (T5644)						
Human Services	-	-	1,080.64	1,220.00	139.36	88.58%
FUND TOTAL	<u>\$ -</u>	<u>\$ -</u>	<u>\$ 1,080.64</u>	<u>\$ 1,220.00</u>	<u>\$ 139.36</u>	<u>88.58%</u>
HUMAN SERVICES-DIRECT ENERGY (T5646)						
Human Services	2,324.21	-	13,141.08	20,529.00	7,387.92	64.01%
FUND TOTAL	<u>\$ 2,324.21</u>	<u>\$ -</u>	<u>\$ 13,141.08</u>	<u>\$ 20,529.00</u>	<u>\$ 7,387.92</u>	<u>64.01%</u>
MISCELLANEOUS DONATIONS - CPS (T5700)						
Child Protective Services	16,899.41	21,482.60	53,609.84	88,341.00	34,731.16	60.69%
FUND TOTAL	<u>\$ 16,899.41</u>	<u>\$ 21,482.60</u>	<u>\$ 53,609.84</u>	<u>\$ 88,341.00</u>	<u>\$ 34,731.16</u>	<u>60.69%</u>

**TARRANT COUNTY, TEXAS
BUDGET REPORT
FOR THE TEN (10) MONTHS ENDED 07/31/2018**

	<u>CURRENT MONTH EXPENDITURES</u>	<u>ENCUMBRANCES AND COMMITMENTS</u>	<u>TOTAL EXPENDITURES ENCUMBRANCES & COMMITMENTS</u>	<u>TOTAL BUDGET</u>	<u>UNEXPENDED BUDGET</u>	<u>% BUDGET USED</u>
MISCELLANEOUS DONATIONS - HEALTH DEPT (T5800)						
Public Health	-	-	144.97	25,650.00	25,505.03	0.57%
FUND TOTAL	<u>\$ -</u>	<u>\$ -</u>	<u>\$ 144.97</u>	<u>\$ 25,650.00</u>	<u>\$ 25,505.03</u>	<u>0.57%</u>
MISCELLANEOUS DONATIONS - VETERAN COURT PROGRAM (T5960)						
Veterans Diversion Court	-	-	4,804.64	24,206.00	19,401.36	19.85%
FUND TOTAL	<u>\$ -</u>	<u>\$ -</u>	<u>\$ 4,804.64</u>	<u>\$ 24,206.00</u>	<u>\$ 19,401.36</u>	<u>19.85%</u>
MISCELLANEOUS DONATIONS - FAMILY COURT SERVICES (T6000)						
Information Technology	-	-	-	10,000.00	10,000.00	0.00%
Domestic Relations	-	-	11,649.24	15,253.00	3,603.76	76.37%
FUND TOTAL	<u>\$ -</u>	<u>\$ -</u>	<u>\$ 11,649.24</u>	<u>\$ 25,253.00</u>	<u>\$ 13,603.76</u>	<u>46.13%</u>
MISCELLANEOUS DONATIONS - CRCG (T6100)						
Public Assistance	-	-	18,860.23	79,319.00	60,458.77	23.78%
FUND TOTAL	<u>\$ -</u>	<u>\$ -</u>	<u>\$ 18,860.23</u>	<u>\$ 79,319.00</u>	<u>\$ 60,458.77</u>	<u>23.78%</u>
MISCELLANEOUS DONATIONS - PEACE OFFICERS MEMORIAL (T6200)						
Peace Officers Memorial	-	-	20,643.60	20,782.00	138.40	99.33%
FUND TOTAL	<u>\$ -</u>	<u>\$ -</u>	<u>\$ 20,643.60</u>	<u>\$ 20,782.00</u>	<u>\$ 138.40</u>	<u>99.33%</u>
MISCELLANEOUS DONATIONS - LAW ENFORCEMENT (T6300)						
Sheriff	410.00	-	9,472.53	17,500.00	8,027.47	54.13%
Constable Precinct 3	2,774.00	-	2,774.00	2,774.00	-	100.00%
FUND TOTAL	<u>\$ 3,184.00</u>	<u>\$ -</u>	<u>\$ 12,246.53</u>	<u>\$ 20,274.00</u>	<u>\$ 8,027.47</u>	<u>60.41%</u>
ATTF RENTAL ASSOC DONATION (T6500)						
Sheriff	233.75	-	233.75	718.00	484.25	32.56%
FUND TOTAL	<u>\$ 233.75</u>	<u>\$ -</u>	<u>\$ 233.75</u>	<u>\$ 718.00</u>	<u>\$ 484.25</u>	<u>32.56%</u>
SHERIFF'S EMPLOYEE RECOGNITION AND AWARD (T7000)						
Sheriff	1,653.56	-	7,002.48	8,211.00	1,208.52	85.28%
FUND TOTAL	<u>\$ 1,653.56</u>	<u>\$ -</u>	<u>\$ 7,002.48</u>	<u>\$ 8,211.00</u>	<u>\$ 1,208.52</u>	<u>85.28%</u>
CONTRACT ELECTIONS (T7100)						
Elections Administration	22,975.10	47,472.23	2,640,783.70	3,625,000.00	984,216.30	72.85%
FUND TOTAL	<u>\$ 22,975.10</u>	<u>\$ 47,472.23</u>	<u>\$ 2,640,783.70</u>	<u>\$ 3,625,000.00</u>	<u>\$ 984,216.30</u>	<u>72.85%</u>
ELECTIONS CHAPTER 19 (T7300)						
Elections Administration	113,065.43	-	402,046.51	452,252.00	50,205.49	88.90%
FUND TOTAL	<u>\$ 113,065.43</u>	<u>\$ -</u>	<u>\$ 402,046.51</u>	<u>\$ 452,252.00</u>	<u>\$ 50,205.49</u>	<u>88.90%</u>

