


COUNTY AUDITOR

**TARRANT COUNTY FINANCIAL STATEMENTS
FOR THE MONTH OF AUGUST 2019**



TARRANT COUNTY, TEXAS



TARRANT COUNTY

**TARRANT COUNTY ADMINISTRATION BUILDING - ROOM 506
100 E. WEATHERFORD
FORT WORTH, TEXAS 76196-0103
817/884-1205
Fax 817/884-1104**

**S. RENEE TIDWELL, CPA
COUNTY AUDITOR
rtidwell@tarrantcounty.com**

**CRAIG MAXWELL
FIRST ASSISTANT COUNTY AUDITOR
cmaxwell@tarrantcounty.com**

October 15, 2019

The Honorable District Judges
The Honorable Commissioners Court
Tarrant County, Texas

RE: County Auditor's August 2019 Financial Reports

I herewith submit the financial report of Tarrant County, Texas as of and for the eleven months ending August 31, 2019.

If you have any questions concerning this report or the financial well-being of the County, please call.

Sincerely,

S. Renée Tidwell, CPA
County Auditor

TARRANT COUNTY, TEXAS
COMBINED BALANCE SHEET
GOVERNMENTAL FUNDS
AS OF 8/31/2019

<u>COMBINED TOTAL</u>		<u>GENERAL</u>	<u>ROAD & BRIDGE</u>	<u>DEBT SERVICE</u>
ASSETS				
\$375,555,308.47	CASH AND INVESTMENTS	\$120,726,987.50	\$12,863,184.05	\$1,151,084.47
7,725,504.36	TAXES RECEIVABLE (NET)	6,975,436.57	6,780.72	743,287.07
6,877,679.00	OTHER RECEIVABLES (NET)	1,461,809.71	83,267.23	15,056.66
3,609,604.46	FEE OFFICE RECEIVABLE	3,609,604.46	0.00	0.00
12,021,899.44	DUE FROM OTHER FUNDS	12,021,899.44	0.00	0.00
606,576.89	ADVANCE TO ENTERPRISE FUND	0.00	0.00	0.00
<u>1,723,067.03</u>	PREPAID EXPENSES AND INVENTORY	<u>841,730.00</u>	<u>716,209.88</u>	<u>0.00</u>
<u>\$408,119,639.65</u>	TOTAL ASSETS	<u>\$145,637,467.68</u>	<u>\$13,669,441.88</u>	<u>\$1,909,428.20</u>
LIABILITIES				
\$4,271,925.37	ACCOUNTS PAYABLE	\$2,823,113.26	\$422,474.36	\$0.00
13,637,604.89	OTHER LIABILITIES	10,058,216.95	323,675.03	0.00
12,021,899.44	DUE TO OTHER FUNDS	0.00	0.00	0.00
<u>2,600,013.08</u>	UNEARNED REVENUE	<u>0.00</u>	<u>0.00</u>	<u>0.00</u>
32,531,442.78	TOTAL LIABILITIES	12,881,330.21	746,149.39	0.00
DEFERRED INFLOWS OF RESOURCES				
7,725,504.36	UNAVAILABLE REVENUE - PROPERTY TAXES	6,975,436.57	6,780.72	743,287.07
<u>3,609,604.46</u>	UNAVAILABLE REVENUE - FEE OFFICE	<u>3,609,604.46</u>	<u>0.00</u>	<u>0.00</u>
11,335,108.82	TOTAL DEFERRED INFLOWS OF RESOURCES	10,585,041.03	6,780.72	743,287.07
FUND BALANCES				
<u>364,253,088.05</u>	FUND BALANCES	<u>122,171,096.44</u>	<u>12,916,511.77</u>	<u>1,166,141.13</u>
<u>364,253,088.05</u>	TOTAL FUND BALANCES	<u>122,171,096.44</u>	<u>12,916,511.77</u>	<u>1,166,141.13</u>
<u>\$408,119,639.65</u>	TOTAL LIABILITIES, DEFERRED INFLOWS OF RESOURCES, AND FUND BALANCES	<u>\$145,637,467.68</u>	<u>\$13,669,441.88</u>	<u>\$1,909,428.20</u>

CAPITAL PROJECTS	GRANT FUNDS	OTHER GOVERNMENTAL FUNDS
\$153,670,968.11	\$11,082,686.66	\$76,060,397.68
0.00	0.00	0.00
0.00	4,857,591.32	459,954.08
0.00	0.00	0.00
0.00	0.00	0.00
606,576.89	0.00	0.00
0.00	91,534.73	73,592.42
<u>\$154,277,545.00</u>	<u>\$16,031,812.71</u>	<u>\$76,593,944.18</u>
\$480,541.31	\$135,280.12	\$410,516.32
4,987.31	1,321,152.06	1,929,573.54
0.00	11,975,367.45	46,531.99
0.00	2,600,013.08	0.00
<u>485,528.62</u>	<u>16,031,812.71</u>	<u>2,386,621.85</u>
0.00	0.00	0.00
0.00	0.00	0.00
0.00	0.00	0.00
153,792,016.38	0.00	74,207,322.33
<u>153,792,016.38</u>	<u>0.00</u>	<u>74,207,322.33</u>
<u>\$154,277,545.00</u>	<u>\$16,031,812.71</u>	<u>\$76,593,944.18</u>

TARRANT COUNTY, TEXAS
COMBINED STATEMENT OF REVENUES AND EXPENDITURES
AND CHANGES IN FUND BALANCE
GOVERNMENTAL FUNDS
FOR THE ELEVEN (11) MONTHS ENDED 8/31/2019

<u>COMBINED TOTAL</u>		<u>GENERAL</u>	<u>ROAD & BRIDGE</u>	<u>DEBT SERVICE</u>
	REVENUES:			
\$418,190,997.75	TAXES, LICENSES AND PERMITS	\$381,816,432.81	\$1,264.37	\$36,181,747.89
97,973,669.04	FEES OF OFFICE	60,761,499.85	16,982,460.00	0.00
3,861,177.70	FINES	3,861,177.70	0.00	0.00
123,163,156.94	INTERGOVERNMENTAL	21,702,119.50	86,766.69	0.00
9,747,786.01	INVESTMENT INCOME	4,265,190.75	254,268.16	426,561.33
11,421,262.05	MISCELLANEOUS	6,193,660.90	217,917.29	0.00
<u>664,358,049.49</u>	TOTAL REVENUES	<u>478,600,081.51</u>	<u>17,542,676.51</u>	<u>36,608,309.22</u>
	EXPENDITURES:			
	CURRENT:			
119,344,907.08	GENERAL GOVERNMENT	110,034,665.75	3,677,934.53	0.00
137,584,788.24	PUBLIC SAFETY	130,360,876.36	0.00	0.00
168,284,639.28	JUDICIAL	155,758,769.63	0.00	0.00
88,970,043.39	COMMUNITY SERVICES	5,328,696.50	0.00	0.00
19,995,033.09	TRANSPORTATION	0.00	19,995,033.09	0.00
29,150,775.82	CAPITAL/CONSTRUCTION	12,987.56	0.00	0.00
37,283,419.00	DEBT SERVICE	0.00	0.00	37,283,419.00
<u>600,613,605.90</u>	TOTAL EXPENDITURES	<u>401,495,995.80</u>	<u>23,672,967.62</u>	<u>37,283,419.00</u>
63,744,443.59	EXCESS (DEFICIT) OF REVENUES OVER EXPENDITURES	77,104,085.71	(6,130,291.11)	(675,109.78)
	OTHER FINANCING SOURCES (USES):			
38,454,354.81	OPERATING TRANSFERS IN	551,645.00	7,613,090.83	0.00
<u>(38,543,117.81)</u>	OPERATING TRANSFERS OUT	<u>(37,019,860.23)</u>	0.00	0.00
63,655,680.59	EXCESS (DEFICIT) OF REVENUES AND OPERATING TRANSFERS OVER EXPENDITURES	40,635,870.48	1,482,799.72	(675,109.78)
	FUND BALANCES:			
<u>300,597,407.46</u>	BEGINNING OF PERIOD	<u>81,535,225.96</u>	<u>11,433,712.05</u>	<u>1,841,250.91</u>
<u>\$364,253,088.05</u>	END OF PERIOD	<u>\$122,171,096.44</u>	<u>\$12,916,511.77</u>	<u>\$1,166,141.13</u>

<u>CAPITAL PROJECTS</u>	<u>GRANT FUNDS</u>	<u>OTHER GOVERNMENTAL FUNDS</u>
\$0.00	\$0.00	\$191,552.68
0.00	752,161.93	19,477,547.26
0.00	0.00	0.00
0.00	71,072,366.56	30,301,904.19
3,202,262.37	228,105.62	1,371,397.78
699,508.92	220,628.89	4,089,546.05
<u>3,901,771.29</u>	<u>72,273,263.00</u>	<u>55,431,947.96</u>
0.00	423,241.65	5,209,065.15
0.00	3,567,385.85	3,656,526.03
0.00	9,846,720.33	2,679,149.32
0.00	54,872,211.63	28,769,135.26
0.00	0.00	0.00
24,020,761.76	3,563,703.54	1,553,322.96
0.00	0.00	0.00
<u>24,020,761.76</u>	<u>72,273,263.00</u>	<u>41,867,198.72</u>
(20,118,990.47)	0.00	13,564,749.24
28,471,279.42	422,612.58	1,395,726.98
0.00	(422,612.58)	(1,100,645.00)
8,352,288.95	0.00	13,859,831.22
<u>145,439,727.43</u>	<u>0.00</u>	<u>60,347,491.11</u>
<u>\$153,792,016.38</u>	<u>\$0.00</u>	<u>\$74,207,322.33</u>

TARRANT COUNTY, TEXAS
STATEMENT OF NET POSITION
PROPRIETARY FUNDS
AS OF 8/31/2019

<u>COMBINED TOTAL</u>		<u>ENTERPRISE</u>	<u>INTERNAL SERVICE</u>
ASSETS			
\$31,143,203.36	CASH AND INVESTMENTS	\$3,040,043.01	\$28,103,160.35
17,117.00	OTHER RECEIVABLES (NET)	10,072.23	7,044.77
245,682.79	PREPAID EXPENSES AND INVENTORY	4,682.79	241,000.00
<u>4,180,559.38</u>	FIXED ASSETS (NET)	<u>4,180,559.38</u>	<u>0.00</u>
<u>35,586,562.53</u>	TOTAL ASSETS	<u>7,235,357.41</u>	<u>28,351,205.12</u>
DEFERRED OUTFLOWS OF RESOURCES			
112,371.00	PENSION CONTRIBUTIONS AFTER MEASUREMENT DATE	112,371.00	0.00
31,838.00	CHANGES IN PENSION ASSUMPTIONS	31,838.00	0.00
<u>24,494.00</u>	OPEB CONTRIBUTIONS AFTER MEASUREMENT DATE	<u>24,494.00</u>	<u>0.00</u>
<u>168,703.00</u>	TOTAL DEFERRED OUTFLOWS OF RESOURCES	<u>168,703.00</u>	<u>0.00</u>
LIABILITIES			
1,012,626.58	ACCOUNTS PAYABLE	54,310.84	958,315.74
13,530,660.07	OTHER LIABILITIES	16,966.18	13,513,693.89
606,576.89	ADVANCE FROM CAPITAL PROJECTS FUND	606,576.89	0.00
143,553.47	UNEARNED REVENUE	57,671.65	85,881.82
815,827.00	NET PENSION LIABILITY	815,827.00	0.00
705,823.00	OTHER POST EMPLOYMENT BENEFIT LIABILITY	705,823.00	0.00
<u>111,735.03</u>	COMPENSATED ABSENCES	<u>111,735.03</u>	<u>0.00</u>
<u>16,926,802.04</u>	TOTAL LIABILITIES	<u>2,368,910.59</u>	<u>14,557,891.45</u>
DEFERRED INFLOWS OF RESOURCES			
70,347.00	DIFFERENCE IN EXPECTED & ACTUAL PENSION EXPERIENCE	70,347.00	0.00
50,447.00	DIFFERENCE IN PROJECTED & ACTUAL PENSION EARNINGS	50,447.00	0.00
24,667.00	CHANGES IN PENSION ASSUMPTIONS	24,667.00	0.00
<u>50,080.00</u>	CHANGES IN OPEB ASSUMPTIONS	<u>50,080.00</u>	<u>0.00</u>
<u>195,541.00</u>	TOTAL DEFERRED INFLOWS OF RESOURCES	<u>195,541.00</u>	<u>0.00</u>
NET POSITION			
<u>18,632,922.49</u>	NET POSITION	<u>4,839,608.82</u>	<u>13,793,313.67</u>
<u>\$18,632,922.49</u>	TOTAL NET POSITION	<u>\$4,839,608.82</u>	<u>\$13,793,313.67</u>

TARRANT COUNTY, TEXAS
COMBINED STATEMENT OF REVENUES, EXPENSES
AND CHANGES IN FUND NET POSITION
PROPRIETARY FUNDS
FOR THE ELEVEN (11) MONTHS ENDED 8/31/2019

<u>COMBINED TOTAL</u>		<u>ENTERPRISE</u>	<u>INTERNAL SERVICE</u>
	OPERATING REVENUES:		
\$2,972,886.67	BUILDING RENTALS	\$2,972,886.67	\$0.00
20,604,992.57	USER FEES	0.00	20,604,992.57
56,741,660.99	COUNTY CONTRIBUTIONS	0.00	56,741,660.99
<u>1,969,929.46</u>	OTHER REVENUES	<u>100,041.86</u>	<u>1,869,887.60</u>
82,289,469.69	TOTAL OPERATING REVENUES	3,072,928.53	79,216,541.16
	OPERATING EXPENSES:		
1,124,054.81	PERSONNEL	1,124,054.81	0.00
1,374,658.95	BUILDING AND EQUIPMENT	1,290,443.28	84,215.67
277,652.74	DEPRECIATION AND AMORTIZATION	277,652.74	0.00
68,229,965.03	SELF INSURANCE CLAIMS	0.00	68,229,965.03
6,699,789.84	INSURANCE PREMIUMS	29,765.10	6,670,024.74
3,551,198.62	ADMINISTRATION	0.00	3,551,198.62
<u>1,367,634.40</u>	OTHER EXPENSES	<u>210,439.03</u>	<u>1,157,195.37</u>
<u>82,624,954.39</u>	TOTAL OPERATING EXPENSES	<u>2,932,354.96</u>	<u>79,692,599.43</u>
(335,484.70)	OPERATING INCOME (LOSS)	140,573.57	(476,058.27)
	NON-OPERATING REVENUE (EXPENSE):		
<u>604,394.74</u>	INTEREST INCOME	<u>66,649.43</u>	<u>537,745.31</u>
268,910.04	NET INCOME (LOSS) BEFORE TRANSFERS	207,223.00	61,687.04
	OPERATING TRANSFERS:		
375,000.00	OPERATING TRANSFERS IN	0.00	375,000.00
<u>(286,237.00)</u>	OPERATING TRANSFERS OUT	<u>(286,237.00)</u>	<u>0.00</u>
357,673.04	NET INCOME (LOSS)	(79,014.00)	436,687.04
	NET POSITION:		
<u>18,275,249.45</u>	BEGINNING OF PERIOD	<u>4,918,622.82</u>	<u>13,356,626.63</u>
<u>\$18,632,922.49</u>	END OF PERIOD	<u>\$4,839,608.82</u>	<u>\$13,793,313.67</u>

TARRANT COUNTY, TEXAS
COMBINED BALANCE SHEET
AGENCY FUNDS
AS OF 8/31/2019

<u>COMBINED TOTAL</u>		<u>PAYROLL CLEARING</u>	<u>FEE OFFICE</u>	<u>COMMUNITY SUPERVISION & CORRECTIONS</u>
ASSETS				
\$49,464,076.41	CASH AND INVESTMENTS	\$8,763,426.38	\$34,719,328.44	\$5,981,321.59
56,981.80	OTHER RECEIVABLES	56,981.80	0.00	0.00
150,031.11	FEE OFFICE RECEIVABLE	0.00	1,749.51	148,281.60
<u>55,500,648.38</u>	RESTRICTED ASSETS	<u>0.00</u>	<u>55,496,578.34</u>	<u>4,070.04</u>
<u>\$105,171,737.70</u>	TOTAL ASSETS	<u>\$8,820,408.18</u>	<u>\$90,217,656.29</u>	<u>\$6,133,673.23</u>
LIABILITIES AND FUND BALANCE				
\$91,570.14	ACCOUNTS PAYABLE	\$0.00	\$8,727.00	\$82,843.14
<u>105,080,167.56</u>	OTHER LIABILITIES	<u>8,820,408.18</u>	<u>90,208,929.29</u>	<u>6,050,830.09</u>
<u>\$105,171,737.70</u>	TOTAL LIABILITIES AND FUND BALANCE	<u>\$8,820,408.18</u>	<u>\$90,217,656.29</u>	<u>\$6,133,673.23</u>

TARRANT COUNTY, TEXAS
NOTES TO COMBINED FINANCIAL STATEMENTS
FOR THE ELEVEN (11) MONTHS ENDED 8/31/2019

I. SUMMARY OF SIGNIFICANT ACCOUNTING POLICIES:

Reporting Entity

The accompanying financial statements reflect the funds and accounts of the financial reporting entity Tarrant County, Texas (the "County"), as of August 2019 and for the eleven months then ended. Other components of the County not included in the accompanying financial statements include, Tarrant County Hospital District, Tarrant County Mental Health and Mental Retardation Services, Tarrant County Industrial Development Corporation, Tarrant County Health Facilities Development Corporation, Tarrant County Cultural Education Facilities Finance Corporation, and Tarrant County Housing Financing Corporation. These components are technically a part of the "reporting entity" because of the budgetary oversight responsibility by the Commissioners' Court of Tarrant County. These components however are unrelated to the financial condition and results of operations of the County, and have been excluded from the accompanying financial statements. Separate financial statements of these entities are available upon request.

Revenue Recognition

Revenue is generally recognized on the modified accrual basis. Under this method of accounting, revenues are recognized when susceptible to accrual, i.e., both measurable and available. The primary revenue sources susceptible to accrual are property taxes, fines and fees due to fee offices which are recognized as unavailable revenue until cash is received. Other sources are generally not measurable until received in cash.

Expenditure Recognition

Expenditures are recorded when incurred. Expenditures for principal and interest on long-term debt are recorded when due. The accrual basis of accounting is utilized in the proprietary funds. Encumbrances are not included as expenditures.

Budget Basis Reporting

The budget is prepared utilizing a modified cash basis of accounting, with adjustments for encumbrances, as allowed by state statutes. Budget basis information is presented in the accompanying "Budgetary Information" section at a summary level. Budget information at the legal level of control is available upon request.

Investment Income Allocation

To maximize investment earnings on "idle" cash and cash equivalents, a "pooled cash" concept is utilized. Under this concept nearly all deposits are maintained in the same bank account and are invested on a daily basis. Generally, interest earnings are allocated to each fund based on the funds relative percentage of the total pool.

Pension Liability

The net pension liability was actuarially valued as of December 31, 2017. The net pension liability recorded in the Resource Connection is \$815,827. The amount for the governmental funds is \$272,951,756, which is reported in the comprehensive annual financial report.

OPEB Liability

The total OPEB liability was actuarially measured as of September 30, 2017. The total OPEB liability recorded in the Resource Connection is \$705,823. The amount for the governmental funds is \$218,855,179, which is reported in the comprehensive annual financial report.

TARRANT COUNTY, TEXAS
NOTES TO COMBINED FINANCIAL STATEMENTS
FOR THE ELEVEN (11) MONTHS ENDED 8/31/2019

I. SUMMARY OF SIGNIFICANT ACCOUNTING POLICIES (CONT'D):

Compensated Absences

Accumulated unpaid vacation leave and vested sick pay have been recorded in the Enterprise Fund for the Resource Connection. An additional amount has been accrued for salary related payments associated with the payment of compensated absences. The amount of compensated absences for the remaining governmental funds is \$50,887,619 which is reported in the comprehensive annual financial report.

Deferred Outflows/Inflows of Resources

Deferred outflows of resources apply to future periods and so will not be recognized as an expense/ expenditure until then. Deferred inflows of resources apply to future periods and will be recognized as a revenue at that time.

Incurred but Not Reported

Included in the "Other Liabilities" of the Internal Service fund's Employee Benefits is \$4,000,000 of incurred but not reported medical and drug claims.

II. BASIS OF PRESENTATION:

The accounts of the County are organized and operated on the basis of funds, each of which is considered a separate accounting entity. Government resources are allocated to and accounted for in individual funds based on the purpose for which they are to be spent and the means by which spending activities are controlled.

Funds are classified into three categories: Governmental, Proprietary and Fiduciary. Each category is divided into separate fund types. The following fund types are used by the County.

Governmental Funds: Used to account for all or most of a government's general activity.

General Fund – used to account for the general operations of the County.

Road and Bridge Fund – used to account for the collection and expenditure of those monies designated to be spent for acquisition, construction and maintenance of county roads and bridges.

Debt Service Fund – used to account for accumulation of resources and for the payment of general long-term debt principal, interest, and related costs.

Capital Projects Funds – used to account for financial resources to be used for the acquisition and/or construction of facilities, equipment, software and infrastructure.

Grant Funds – used to account for the activities conducted under the many grant agreements between the County and various state and federal organizations.

Other Governmental Funds – used to account for specific revenue sources which are legally restricted to expenditures for specified purposes.

Proprietary Funds: Used to account for operations that are financed in a manner similar to those in the private sector, where the determination of net income is appropriate for sound financial administration.

**TARRANT COUNTY, TEXAS
 NOTES TO COMBINED FINANCIAL STATEMENTS
 FOR THE ELEVEN (11) MONTHS ENDED 8/31/2019**

Enterprise Fund – used to account for operations that are financed and operated in a manner similar to private enterprise where the County’s intent is to provide goods or services to the public on a continuing basis financed primarily through user charges. The County operates two enterprise funds, the Resource Connection and Oil and Gas Royalty.

Internal Service Funds – used to account for the various self-insurance activities for the County.

II. BASIS OF PRESENTATION (CONT'D):

Fiduciary Funds: Used to account for assets held by the County in a trustee or agency capacity for others and therefore cannot be used to support the government’s own programs.

Payroll Clearing – used to account for deductions and matching contributions from employees paychecks to be remitted to third parties.

Fee Office funds – used to account for monies still in the custody of the fee officers. It includes tax collections on behalf of other taxing jurisdictions and restricted assets of court ordered trust funds administered by the County Clerk and District Clerk.

Community Supervision and Corrections – used to account for the State agency funds in the County depository.

III. NEGATIVE CASH BALANCES:

The following funds have negative cash balances at the balance sheet date. This occurs when expenditures exceed revenue collection. The General Fund has advanced money to these Funds thereby, allowing for continued operation of the related programs. These advances by the General Fund have been reflected in the accompanying combined balance sheet as Due from other funds. The advances also represent a loss of investment earnings to the General Fund and are not a reimbursable item by the grantor under reimbursing grant agreements.

Most negative cash balances arise in the County's reimbursing grant programs. These programs require the payment of expenditures prior to the reimbursement by the grantor. These cash deficits have existed for years and do not create any major concerns. However, this information is helpful to the reader of the financial statements to provide a fuller understanding of the details of County operations.

<u>FUND</u>	<u>DEFICIT</u>
F0025 DHHS-RYAN WHITE TITLE IV PART D - WOMEN, INFANTS, CHILDREN	\$ 72,561.14
F0027 RYAN WHITE PART C - OUTPATIENT EIS PROGRAM	106,045.87
F0028 RYAN WHITE HIV/AIDS TREATMENT MODERNIZATION ACT PART A	494,897.55
F0031 HIV/STAT SERVICES	229,255.20
F0032 RYAN WHITE PART B	298,635.44
F0033 SURVEILLANCE	23,537.65
F0034 INFECTIOUS DISEASE SURVEILLANCE AND EPIDEMIOLOGY	39,263.18
F0035 HIV PREVENTION	75,946.42
F0037 HIV/HOPWA	29,701.47
F0038 STD/HIV OPER	500,891.66
F0040 TDFPS-COMMUNITY YOUTH DEVELOPMENT	92,253.72
F0042 BIOTERRORISM PREPAREDNESS - LAB	36,272.93
F0043 BIOTERRORISM FORMULA	220,394.52
F0044 DSHS-C.R.I - CITIES READINESS INITIATIVE	44,850.15

**TARRANT COUNTY, TEXAS
 NOTES TO COMBINED FINANCIAL STATEMENTS
 FOR THE ELEVEN (11) MONTHS ENDED 8/31/2019**

III. NEGATIVE CASH BALANCES (CONT'D):

<u>FUND</u>	<u>DEFICIT</u>
F0045 TB/PC-TB CONTROL & PREVENTION (CLINIC)	\$ 88,592.22
F0046 TUBERCULOSIS - PREVENTION AND CONTROL	121,837.16
F0054 INFECTIOUS DISEASE CONTROL UNIT/FLU-LAB	382.38
F0058 DFCHS - HEALTHY TEXAS BABIES	6,778.95
F0060 WIC CARD PARTICIPATION	1,089,050.70
F0062 ESSENTIAL HEALTH SERVICES OFFICE OF PUBLIC HEALTH PRACTICE	31,005.46
F0076 ELC-ZIKA RESPONSE ACTIVITIES-PHPR	48,592.07
F0085 PRITZKER FAMILY FOUNDATION-PRITZKER COMMUNITY FELLOW	23,462.27
F0087 USCRI - REFUGEE MEDICAL SCREENING	93,432.18
F0093 NURSE FAMILY PARTNERSHIP GRANT	165,726.74
F0095 CDC-UNTHSC-TUBERCULOSIS EPIDEMIOLOGIC RESEARCH	6,842.95
G0008 CJD - FAMILY DRUG COURT	7,499.98
G0012 VETERANS COURT PROGRAM	32,270.71
G0018 CJD-REACHING INDEPENDENCE THROUGH SELF EMPOWERMENT (RISE)	22,285.86
G0065 VICTIMS ASSISTANCE GRANT-VOCA	18,043.40
G0082 CJD-BILINGUAL VICTIM ASSISTANCE COORDINATOR	13,981.44
G0084 D.I.R.E.C.T. PROGRAM	17,954.11
G0085 MENTAL HEALTH DIVERSION COURT PROGRAM	14,997.73
G0087 CJD-INTIMATE PARTNER-FAMILY VIOLENCE VICTIM ADVOCATES	38,905.41
G8100 VAWA - PROTECTIVE ORDER UNIT	24,840.12
H0001 COMMUNITY DEVELOPMENT SALARY ALLOCATION FUND	3,005.73
H0042 COMMUNITY DEVELOPMENT BLOCK GRANT ADMIN	1,852,921.99
H0061 HOUSING OPPORTUNITIES FOR PERSONS WITH AIDS (HOPWA)	10,957.32
H0071 EMERGENCY SHELTER PROGRAM	7,497.49
H0500 SUPPORTIVE HOUSING PROGRAM	896,543.11
L0013 OJP-DOJ-NIJ FORENSIC BACKLOG REDUCTION	14,379.78
L0017 OJP-DOJ-BJA TARRANT COUNTY STOP SCHOOL VIOLENCE PROJECT	18,510.90
M0008 CITY OF FORT WORTH-JAG (MENTAL HEALTH LIAISON)	9,599.91
M0014 ACCESS AND VISITATION GRANT	4,744.99
M0022 AUTO THEFT TASK FORCE	622,399.10
M0040 HOMELAND SECURITY GRANT PROGRAM	13,807.59
M0044 TXDOT COURTESY PATROL PROGRAM	680,283.52
M0046 INTERNET CRIMES AGAINST CHILDREN	8,000.00
M0048 BILINGUAL VICTIMS ASSISTANCE COORDINATOR	5,492.60
M0061 TVC-VETERAN'S TREATMENT COURT	44,050.33
M0085 DHHS-SUBSTANCE ABUSE AND MENTAL HEALTH SERVICES (SAMSHA)	23,350.05
M0087 GENERATOR FOR SHERIFF SUB STATION PROJECT	46,488.60
M0089 TEXAS CHILDREN'S JUSTICE ACT PROGRAM	1,366.95
P0011 STATE FINANCIAL ASSISTANCE FUND (BPS)	715,183.95
P0014 TJPC-STATE AID - JUVENILE SUPPLEMENTAL PAY	353,370.77
P0016 TJJD-SPECIAL NEEDS DIVERSIONARY PROGRAM	81,597.30
P0027 TJPC-JJAEP	631,210.77
P0028 TJJD-MENTAL HEALTH SERVICES (MHS)	81,891.68
P0111 STATE FINANCIAL ASSISTANCE FUND	69,869.93
R0013 HUD-SECTION 8 FUND BALANCE	952,154.10
R0017 HUD-VASH - VETERANS AFFAIRS SUPPORTIVE HOUSING VOUCHERS	581,313.75
R0025 FAMILY SELF SUFFICIENCY	80,891.55
R0032 SHELTER PLUS CARE	15,691.99
T0048 BIOSENSE REDESIGN PROJECT APC-INTERIM	17,802.96
	11,975,367.45
SUB-TOTAL GRANTS	
G1100 8TH ADMINISTRATIVE JUDICIAL REGION	18,477.78
T3100 TC EMERGENCY SERVICE DISTRICT #1	13,441.02
T7300 ELECTIONS CHAPTER 19	14,613.19
	\$ 12,021,899.44

**TARRANT COUNTY, TEXAS
NOTES TO COMBINED FINANCIAL STATEMENTS
FOR THE ELEVEN (11) MONTHS ENDED 8/31/2019**

IV. INVESTMENTS:

All investment securities are purchased on the basis of "Delivery vs. Payment" and are held at JPMorgan Chase Bank – New York by the Safekeeping Department in a segregated account in the name of Tarrant County. "Delivery vs. Payment" means that the County's money is not released until the securities are delivered to the Safekeeping Department.

All securities held and transactions executed during the period conform to the requirements of the Government Code Section 2256, The Public Funds Investment Act, and the Tarrant County Investment Policy, as adopted by the Commissioners Court on November 20, 2018.

<u>DESCRIPTION/ COUPON RATE</u>	<u>PAR</u>	<u>PURCHASE DATE</u>	<u>MATURITY DATE</u>	<u>YIELD TO MATURITY</u>	<u>CARRYING VALUE</u>
FNMA 1.75% non callable	\$ 5,000,000	01/09/19	09/12/19	2.577%	<u>\$ 5,040,635</u>
Total Securities					5,040,635
				Average Rate	
JPMorgan Chase Savings				2.20%	180,398,608
JPMorgan Chase Savings II				2.20%	31,889,412
JPMorgan Chase Checking				2.23%	88,171,633
Lone Star Investment Pool				2.16%	30,941,015
Texas CLASS Investment Pool				2.19%	5,427,059
TexStar Investment Pool				2.13%	39,632,490
TexPool Investment Pool				2.17%	<u>40,028,739</u>
TOTAL INVESTMENTS					<u><u>\$ 421,529,591</u></u>

The County's US Agency Obligations of \$5,040,635 are valued using quoted prices for similar assets in markets that are not active. The carrying value of the securities listed above has been increased by \$732 to reflect the current market value at August 31, 2019. The recorded position of the pools for TexPool and Lone Star are measured at amortized cost as the pool meets the requirements of GASB Statement No. 79. The recorded position of the pools for TexStar and Texas CLASS are measured at net asset value and is designed to approximate the share value.

**TARRANT COUNTY, TEXAS
NOTES TO COMBINED FINANCIAL STATEMENTS
FOR THE ELEVEN (11) MONTHS ENDED 8/31/2019**

V. CAPITAL ASSETS:

A summary of the Governmental Funds' capital assets follows:

	<u>Balance October 1, 2018</u>	<u>Additions</u>	<u>Disposals/ Adjustments</u>	<u>Balance August 31, 2019</u>
Land and land improvements	\$ 66,310,900.88	\$ -	\$ (4,750.00)	\$ 66,306,150.88
Construction in progress	2,001,730.14	422,066.64	(229,632.72)	2,194,164.06
Software in development	19,182,613.41	5,384,216.96	(387,595.70)	24,179,234.67
Buildings and improvements	507,036,996.92	1,415,869.52	(892,104.37)	507,560,762.07
Furnishings and equipment	91,048,904.93	5,269,408.85	(3,253,281.50)	93,065,032.28
Software	49,436,953.69	424,276.80	387,595.70	50,248,826.19
Infrastructure	123,630,325.07	448,035.39	97,723.98	124,176,084.44
	<u>\$ 858,648,425.04</u>	<u>\$ 13,363,874.16</u>	<u>\$ (4,282,044.61)</u>	<u>\$ 867,730,254.59</u>

VI. SCHEDULE OF OUTSTANDING BONDED DEBT:

	<u>AMOUNT</u>	<u>INTEREST RATES</u>
2010 - Limited Tax Refunding & Improvement Bonds	\$ 7,690,000	5.00%
2013 - Limited Tax Refunding & Improvement Bonds	47,120,000	5.00%
2015 - Limited Tax Refunding & Improvement Bonds	61,895,000	3.00% to 5.00%
2015A - Limited Tax Refunding & Improvement Bonds	55,095,000	1.97%
2016 - Limited Tax Refunding Bonds	58,855,000	1.48%
2017 - Limited Tax Refunding Bonds	35,720,000	2.13%
Total Outstanding Bonded Debt	<u>\$ 266,375,000</u>	

Arbitrage provisions of the Internal Revenue Tax Act of 1986 require the County to rebate excess arbitrage earnings from bond proceeds to the federal government. This amount was estimated to be \$0 as of September 30, 2018.

VII. FEE OFFICE FINANCIAL STATUS:

These financial statements reflect financial balances as of the date indicated below for the fee offices of the County:

<u>OFFICE</u>	<u>AS OF</u>	<u>OFFICE</u>	<u>AS OF</u>
Tax Assessor/Collector	July 31, 2019	Child Support	July 31, 2019
County Clerk	July 31, 2019	Child Support – Trust	July 31, 2019
Sheriff	July 31, 2019	Justice of Peace 1	July 31, 2019
Constable 1	July 31, 2019	Justice of Peace 2	July 31, 2019
Constable 2	July 31, 2019	Justice of Peace 3	July 31, 2019
Constable 3	July 31, 2019	Justice of Peace 4	July 31, 2019
Constable 4	July 31, 2019	Justice of Peace 5	July 31, 2019
Constable 5	July 31, 2019	Justice of Peace 6	July 31, 2019
Constable 6	July 31, 2019	Justice of Peace 7	July 31, 2019
Constable 7	July 31, 2019	Justice of Peace 8	July 31, 2019
Constable 8	July 31, 2019	Community Supervision & Corrections	July 31, 2019
District Attorney	July 31, 2019	Domestic Relations	July 31, 2019
District Clerk	July 31, 2019		
Public Probate Administrator	August 31, 2019		

TARRANT COUNTY, TEXAS
NOTES TO COMBINED FINANCIAL STATEMENTS
FOR THE ELEVEN (11) MONTHS ENDED 8/31/2019

VIII. CONTINGENCIES:

The County is self-insured for workers' compensation, automobile bodily injury and property damage, comprehensive general liability and all self-insured retentions for existing policies. At August 31, 2019, \$9,446,810 has been accrued, based on an actuarial assessment, to provide for potential losses resulting from pending or threatened litigation, asserted claims and claims incurred but not reported.



**TARRANT COUNTY, TEXAS
CAPITAL PROJECT FUNDS
FUND DESCRIPTIONS**

FUND 45100 - NON-DEBT CAPITAL FUND

This fund was established to account for capital acquisitions funded from County auction proceeds, operating transfers from general fund, gas signing bonuses and gas royalties.

FUND 47500 – 1998 BOND ELECTION FUND

This fund was established to account for the expenditure of the proceeds of General Obligation Bonds issued to fund capital acquisitions originally approved by the voters, primarily for the construction of the law center.

FUND 47600 – 2006 BOND ELECTION FUND

This fund was established to account for the expenditure of the proceeds of General Obligation Bonds issued to fund capital acquisitions originally approved by the voters.

FUND 47700 – 2006 BOND ELECTION-TRANSPORTATION FUND

This fund was established to account for the expenditure of the proceeds of General Obligation Bonds issued to fund transportation projects originally approved by the voters.

**TARRANT COUNTY, TEXAS
COMBINING BALANCE SHEET
CAPITAL PROJECTS FUNDS
AS OF 8/31/2019**

<u>COMBINED TOTAL</u>		<u>NON-DEBT CAPITAL</u>	<u>1998 BOND ELECTION</u>	<u>2006 BOND ELECTION</u>
ASSETS				
\$153,670,968.11	CASH AND INVESTMENTS	\$68,037,619.30	\$1,168.14	\$39,854,639.50
<u>606,576.89</u>	ADVANCE TO ENTERPRISE FUND	<u>606,576.89</u>	<u>0.00</u>	<u>0.00</u>
<u>\$154,277,545.00</u>	TOTAL ASSETS	<u>\$68,644,196.19</u>	<u>\$1,168.14</u>	<u>\$39,854,639.50</u>
LIABILITIES AND FUND BALANCES				
LIABILITIES:				
\$480,541.31	ACCOUNTS PAYABLE	\$479,094.46	\$0.00	\$1,446.85
<u>4,987.31</u>	OTHER LIABILITIES	<u>4,987.31</u>	<u>0.00</u>	<u>0.00</u>
485,528.62	TOTAL LIABILITIES	484,081.77	0.00	1,446.85
FUND BALANCES:				
<u>153,792,016.38</u>	FUND BALANCES	<u>68,160,114.42</u>	<u>1,168.14</u>	<u>39,853,192.65</u>
<u>\$154,277,545.00</u>	TOTAL LIABILITIES AND FUND BALANCES	<u>\$68,644,196.19</u>	<u>\$1,168.14</u>	<u>\$39,854,639.50</u>

2006
BOND ELECTION
TRANSPORTATION

\$45,777,541.17
0.00

\$45,777,541.17

\$0.00
0.00

0.00

45,777,541.17

\$45,777,541.17

TARRANT COUNTY, TEXAS
COMBINING STATEMENT OF REVENUES AND EXPENDITURES
AND CHANGES IN FUND BALANCE
CAPITAL PROJECTS FUNDS
FOR THE ELEVEL (11) MONTHS ENDED 8/31/2019

<u>COMBINED TOTAL</u>		<u>NON-DEBT CAPITAL</u>	<u>1998 BOND ELECTION</u>	<u>2006 BOND ELECTION</u>
REVENUES:				
\$3,202,262.37	INVESTMENT INCOME	\$1,367,905.14	\$0.00	\$852,064.51
<u>699,508.92</u>	MISCELLANEOUS	<u>699,508.92</u>	<u>0.00</u>	<u>0.00</u>
3,901,771.29	TOTAL REVENUES	2,067,414.06	0.00	852,064.51
EXPENDITURES:				
<u>24,020,761.76</u>	CAPITAL/CONSTRUCTION	<u>21,342,811.67</u>	<u>0.00</u>	<u>538,073.34</u>
<u>24,020,761.76</u>	TOTAL EXPENDITURES	<u>21,342,811.67</u>	<u>0.00</u>	<u>538,073.34</u>
(20,118,990.47)	EXCESS (DEFICIT) OF REVENUES OVER EXPENDITURES	(19,275,397.61)	0.00	313,991.17
OTHER FINANCING SOURCES (USES):				
<u>28,471,279.42</u>	OPERATING TRANSFERS IN	<u>28,471,279.42</u>	<u>0.00</u>	<u>0.00</u>
8,352,288.95	EXCESS (DEFICIT) OF REVENUES AND OPERATING TRANSFERS OVER EXPENDITURES	9,195,881.81	0.00	313,991.17
FUND BALANCE (DEFICIT):				
<u>145,439,727.43</u>	BEGINNING OF PERIOD	<u>58,964,232.61</u>	<u>1,168.14</u>	<u>39,539,201.48</u>
<u>\$153,792,016.38</u>	END OF PERIOD	<u>\$68,160,114.42</u>	<u>\$1,168.14</u>	<u>\$39,853,192.65</u>

2006
BOND ELECTION
TRANSPORTATION

\$982,292.72
0.00

982,292.72

2,139,876.75

2,139,876.75

(1,157,584.03)

0.00

(1,157,584.03)

46,935,125.20

\$45,777,541.17



**TARRANT COUNTY, TEXAS
OTHER GOVERNMENTAL FUNDS
FUND DESCRIPTION**

FUND 24100 - LAW LIBRARY FUND

This fund was established, pursuant to State statutes, to account for the collection and expenditure of monies collected in civil cases supporting the Tarrant County Law Library.

FUND 25100 - VEHICLE INVENTORY TAX FUND

This fund was established, pursuant to State statutes, to account for any interest earnings generated from the vehicle inventory tax, which the collector shall retain to defray the cost of collecting this tax. The Tax Assessor has discretion over the use of this fund.

RECORDS PRESERVATION FUNDS

These funds were established, pursuant to State statutes, to account for the collection and expenditure of monies collected for the preservation and automation of County records. These funds are further described on page 29.

FUND 24200 - EDUCATION FUND

This fund was established, pursuant to State statutes, to account for the collection and expenditure of monies collected to provide for the continuing education of those officials and employees associated with the probate courts and certain law enforcement offices.

FUND T0400 - PUBLIC HEALTH FUND

The Tarrant County Hospital District provides funding for the operation of the Tarrant County Health Department in an effort to aggregate the cost of health service to Tarrant County residents. This funding arrangement began in 1999. These costs were previously paid from the County's General fund. This fund also includes the Medicaid 1115 Waiver, this waiver is to enhance access to health care, increase the quality of care, improve the cost-effectiveness of care provided and better serve the health of the patients and their families.

FUND 22300 - CONSUMER HEALTH FUND

This fund was established, pursuant to State statutes, to account for the collection of food permit fees and expenditures incurred in connection with issuing permits and conducting inspections.

COURT DESIGNATED FUNDS

These funds were established to account for the collection and expenditures of court ordered fees, pursuant to State statutes. These funds are further described on page 35.

FUNDS (D6200-D8700) - DISTRICT ATTORNEY CONTRACTS

These funds are used to account for monies collected by the District Attorney which are used in the investigation of criminal activities. These monies consist primarily of fees for bad checks and forfeited monies resulting from narcotics related convictions.

FUNDS (S4300-S9700) – SHERIFF CONTRACTS

These funds are used to account for monies collected by activities in the Sheriff Department. These activities include fees from operation of the jail commissary which are used for the benefit of the jail inmates. Some of these funds are the custody of the Sheriff. Monies are also collected from forfeitures resulting from narcotics related activities.

FUNDS (G1100,T0500-T9900) – MISCELLANEOUS CONTRACTS

These funds are used to account for monies received by Tarrant County as contributions for specified purposes.

TARRANT COUNTY, TEXAS
COMBINING BALANCE SHEET
OTHER GOVERNMENTAL FUNDS
AS OF 8/31/2019

<u>COMBINED TOTAL</u>		<u>LAW LIBRARY</u>	<u>VEHICLE INVENTORY TAX</u>	<u>RECORDS PRESERVATION FUNDS</u>	<u>EDUCATION</u>
ASSETS					
\$76,060,397.68	CASH AND INVESTMENTS	\$1,188,247.41	\$1,406,662.70	\$19,536,060.14	\$207,404.79
459,954.08	OTHER RECEIVABLES	13,748.00	0.00	58,722.74	225.00
73,592.42	PREPAID EXPENSES AND INVENTORY	167.12	0.00	5,618.35	0.00
<u>\$76,593,944.18</u>	TOTAL ASSETS	<u>\$1,202,162.53</u>	<u>\$1,406,662.70</u>	<u>\$19,600,401.23</u>	<u>\$207,629.79</u>
LIABILITIES AND FUND BALANCES					
LIABILITIES:					
\$410,516.32	ACCOUNTS PAYABLE	\$11,436.78	\$0.00	\$40,590.46	\$2,788.53
1,929,573.54	OTHER LIABILITIES	4,570.08	974.48	45,746.38	0.00
46,531.99	DUE TO OTHER FUNDS	0.00	0.00	0.00	0.00
2,386,621.85	TOTAL LIABILITIES	16,006.86	974.48	86,336.84	2,788.53
FUND BALANCES:					
74,207,322.33	FUND BALANCES	1,186,155.67	1,405,688.22	19,514,064.39	204,841.26
<u>\$76,593,944.18</u>	TOTAL LIABILITIES AND FUND BALANCES	<u>\$1,202,162.53</u>	<u>\$1,406,662.70</u>	<u>\$19,600,401.23</u>	<u>\$207,629.79</u>

<u>PUBLIC HEALTH</u>	<u>CONSUMER HEALTH</u>	<u>COURT DESIGNATED FUNDS</u>	<u>DISTRICT ATTORNEY CONTRACTS</u>	<u>SHERIFF CONTRACTS</u>	<u>MISCELLANEOUS CONTRACTS</u>
\$29,877,379.68	\$433,605.39	\$2,496,873.95	\$3,231,847.30	\$5,127,067.47	\$12,555,248.85
0.00	0.00	8,037.83	0.00	0.00	379,220.51
15,400.62	0.00	0.00	0.00	52,406.33	0.00
<u>\$29,892,780.30</u>	<u>\$433,605.39</u>	<u>\$2,504,911.78</u>	<u>\$3,231,847.30</u>	<u>\$5,179,473.80</u>	<u>\$12,934,469.36</u>
\$128,812.62	\$560.14	\$37,859.70	\$21,955.25	\$34,359.58	\$132,153.26
223,665.49	16,875.02	5,079.06	1,557,472.12	21,132.02	54,058.89
0.00	0.00	0.00	0.00	0.00	46,531.99
352,478.11	17,435.16	42,938.76	1,579,427.37	55,491.60	232,744.14
<u>29,540,302.19</u>	<u>416,170.23</u>	<u>2,461,973.02</u>	<u>1,652,419.93</u>	<u>5,123,982.20</u>	<u>12,701,725.22</u>
<u>\$29,892,780.30</u>	<u>\$433,605.39</u>	<u>\$2,504,911.78</u>	<u>\$3,231,847.30</u>	<u>\$5,179,473.80</u>	<u>\$12,934,469.36</u>

TARRANT COUNTY, TEXAS
COMBINING STATEMENT OF REVENUES AND EXPENDITURES
AND CHANGES IN FUND BALANCE
OTHER GOVERNMENTAL FUNDS
FOR THE ELEVEL (11) MONTHS ENDED 8/31/2019

<u>COMBINED TOTAL</u>		<u>LAW LIBRARY</u>	<u>VEHICLE INVENTORY TAX</u>	<u>RECORDS PRESERVATION FUNDS</u>	<u>EDUCATION</u>
	REVENUES:				
\$191,552.68	TAXES & LICENSES	\$0.00	\$181,152.68	\$0.00	\$0.00
19,477,547.26	FEES OF OFFICE	1,279,493.08	192,111.75	4,267,609.08	23,400.00
30,301,904.19	INTERGOVERNMENTAL	0.00	0.00	0.00	88,155.48
1,371,397.78	INVESTMENT INCOME	23,356.11	26,436.06	405,148.98	0.00
4,089,546.05	MISCELLANEOUS	34,164.59	24.69	1,419.28	0.00
55,431,947.96	TOTAL REVENUES	1,337,013.78	399,725.18	4,674,177.34	111,555.48
	EXPENDITURES:				
	CURRENT:				
5,209,065.15	GENERAL GOVERNMENT	0.00	76,458.99	1,988,110.87	0.00
3,656,526.03	PUBLIC SAFETY	0.00	0.00	0.00	68,796.76
2,679,149.32	JUDICIAL	104,131.45	0.00	1,016,475.84	35,655.55
28,769,135.26	COMMUNITY SERVICES	895,005.61	0.00	0.00	0.00
1,553,322.96	CAPITAL/CONSTRUCTION	0.00	66,543.07	419,017.33	0.00
41,867,198.72	TOTAL EXPENDITURES	999,137.06	143,002.06	3,423,604.04	104,452.31
13,564,749.24	EXCESS (DEFICIT) OF REVENUES OVER EXPENDITURES	337,876.72	256,723.12	1,250,573.30	7,103.17
	OTHER FINANCING SOURCES (USES):				
1,395,726.98	OPERATING TRANSFERS IN	0.00	0.00	0.00	0.00
(1,100,645.00)	OPERATING TRANSFERS OUT	0.00	0.00	0.00	0.00
13,859,831.22	EXCESS (DEFICIT) OF REVENUES AND OPERATING TRANSFERS OVER EXPENDITURES	337,876.72	256,723.12	1,250,573.30	7,103.17
	FUND BALANCES:				
60,347,491.11	BEGINNING OF PERIOD	848,278.95	1,148,965.10	18,263,491.09	197,738.09
\$74,207,322.33	END OF PERIOD	\$1,186,155.67	\$1,405,688.22	\$19,514,064.39	\$204,841.26

<u>PUBLIC HEALTH</u>	<u>CONSUMER HEALTH</u>	<u>COURT DESIGNATED FUNDS</u>	<u>DISTRICT ATTORNEY CONTRACTS</u>	<u>SHERIFF CONTRACTS</u>	<u>MISCELLANEOUS CONTRACTS</u>
\$0.00	\$0.00	\$0.00	\$0.00	\$0.00	\$10,400.00
946,058.79	961,870.59	1,581,091.01	7,969.70	0.00	10,217,943.26
26,606,401.02	0.00	80,000.00	0.00	0.00	3,527,347.69
547,988.72	10,920.73	52,213.76	33,066.85	102,133.18	170,133.39
34,277.86	0.00	105.11	528,277.96	2,465,278.29	1,025,998.27
<u>28,134,726.39</u>	<u>972,791.32</u>	<u>1,713,409.88</u>	<u>569,314.51</u>	<u>2,567,411.47</u>	<u>14,951,822.61</u>
106,547.39	0.00	479,073.14	0.00	0.00	2,558,874.76
0.00	0.00	71,668.20	0.00	2,203,096.98	1,312,964.09
0.00	0.00	507,921.94	155,128.87	0.00	859,835.67
20,514,598.08	1,037,162.76	0.00	0.00	0.00	6,322,368.81
263,714.88	53,698.00	1,508.14	73,021.59	266,022.39	409,797.56
<u>20,884,860.35</u>	<u>1,090,860.76</u>	<u>1,060,171.42</u>	<u>228,150.46</u>	<u>2,469,119.37</u>	<u>11,463,840.89</u>
7,249,866.04	(118,069.44)	653,238.46	341,164.05	98,292.10	3,487,981.72
549,000.00	0.00	0.00	0.00	250,000.00	596,726.98
<u>(549,000.00)</u>	<u>0.00</u>	<u>(551,645.00)</u>	<u>0.00</u>	<u>0.00</u>	<u>0.00</u>
7,249,866.04	(118,069.44)	101,593.46	341,164.05	348,292.10	4,084,708.70
<u>22,290,436.15</u>	<u>534,239.67</u>	<u>2,360,379.56</u>	<u>1,311,255.88</u>	<u>4,775,690.10</u>	<u>8,617,016.52</u>
<u>\$29,540,302.19</u>	<u>\$416,170.23</u>	<u>\$2,461,973.02</u>	<u>\$1,652,419.93</u>	<u>\$5,123,982.20</u>	<u>\$12,701,725.22</u>



**TARRANT COUNTY, TEXAS
RECORDS PRESERVATION FUNDS
FUND DESCRIPTION**

FUND 21100 - RECORDS PRESERVATION & AUTOMATION FUND - FILINGS

This fund was established, pursuant to State statutes, to account for the collection and expenditure of monies collected from filing fees to allow for the preservation and automation of County records. The County Clerk has discretion over the use of this fund.

FUND 21200 - RECORDS PRESERVATION & AUTOMATION FUND - CONVICTIONS

This fund was established, pursuant to State statutes, to account for the collection and expenditure of monies collected in court for the preservation and automation of County records.

FUND 21300 - RECORDS PRESERVATION & RESTORATION FUND

This fund was established, pursuant to State statutes, to account for the collection and expenditure of monies collected from filing fees for the preservation and restoration of County records.

FUND 21400 - COURT RECORD PRESERVATION FUND

This fund was established, pursuant to State statutes, to account for the collection and expenditure of monies collected from filing fees for the preservation and restoration of County records.

FUND 21500 – DISTRICT COURT RECORDS TECHNOLOGY (ARCHIVE) FUND

This fund was established, pursuant to State statutes, to account for the collection and expenditure of monies collected from filing fees for the preservation and restoration of district court records archives.

TARRANT COUNTY, TEXAS
COMBINING BALANCE SHEET
RECORD PRESERVATION FUNDS
AS OF 8/31/2019

<u>COMBINED TOTAL</u>		<u>RECORDS PRESERVATION & AUTOMATION -FILINGS</u>	<u>RECORDS PRESERVATION & AUTOMATION -CONVICTIONS</u>	<u>RECORDS PRESERVATION & RESTORATION</u>
ASSETS				
\$19,536,060.14	CASH AND INVESTMENTS	\$7,856,946.43	\$894,812.12	\$9,117,497.93
58,722.74	OTHER RECEIVABLES	25,579.00	3,207.74	24,175.00
<u>5,618.35</u>	PREPAID EXPENSES AND INVENTORY	<u>0.00</u>	<u>0.00</u>	<u>5,618.35</u>
<u>\$19,600,401.23</u>	TOTAL ASSETS	<u>\$7,882,525.43</u>	<u>\$898,019.86</u>	<u>\$9,147,291.28</u>
LIABILITIES AND FUND BALANCES				
LIABILITIES:				
\$40,590.46	ACCOUNTS PAYABLE	\$1,587.39	\$0.01	\$39,003.06
<u>45,746.38</u>	OTHER LIABILITIES	<u>16,183.61</u>	<u>7,857.98</u>	<u>9,563.59</u>
86,336.84	TOTAL LIABILITIES	17,771.00	7,857.99	48,566.65
FUND BALANCES:				
<u>19,514,064.39</u>	FUND BALANCES	<u>7,864,754.43</u>	<u>890,161.87</u>	<u>9,098,724.63</u>
<u>\$19,600,401.23</u>	TOTAL LIABILITIES AND FUND BALANCES	<u>\$7,882,525.43</u>	<u>\$898,019.86</u>	<u>\$9,147,291.28</u>

<u>COURT RECORD PRESERVATION</u>	<u>DISTRICT COURT RECORDS TECHNOLOGY (ARCHIVE)</u>
\$1,188,087.86	\$478,715.80
4,001.00	1,760.00
<u>0.00</u>	<u>0.00</u>
<u>\$1,192,088.86</u>	<u>\$480,475.80</u>


\$0.00	\$0.00
<u>4,702.67</u>	<u>7,438.53</u>
4,702.67	7,438.53

<u>1,187,386.19</u>	<u>473,037.27</u>
<u>\$1,192,088.86</u>	<u>\$480,475.80</u>

**TARRANT COUNTY, TEXAS
COMBINING STATEMENT OF REVENUES AND EXPENDITURES
AND CHANGES IN FUND BALANCE
RECORDS PRESERVATION FUNDS
FOR THE ELEVEL (11) MONTHS ENDED 8/31/2019**

<u>COMBINED TOTAL</u>		<u>RECORDS PRESERVATION & AUTOMATION -FILINGS</u>	<u>RECORDS PRESERVATION & AUTOMATION -CONVICTIONS</u>	<u>RECORDS PRESERVATION RESTORATION</u>
	REVENUES:			
\$4,267,609.08	FEES OF OFFICE	\$1,561,431.74	\$587,698.47	\$1,443,305.00
405,148.98	INVESTMENT INCOME	160,449.22	18,201.27	183,861.19
<u>1,419.28</u>	MISCELLANEOUS	<u>303.14</u>	<u>1,094.84</u>	<u>1.33</u>
4,674,177.34	TOTAL REVENUES	1,722,184.10	606,994.58	1,627,167.52
	EXPENDITURES:			
	CURRENT:			
1,988,110.87	GENERAL GOVERNMENT	939,581.91	454,466.47	594,062.49
1,016,475.84	JUDICIAL	136,931.59	0.00	65,300.60
<u>419,017.33</u>	CAPITAL/CONSTRUCTION	<u>42,681.26</u>	<u>49,888.13</u>	<u>512.20</u>
<u>3,423,604.04</u>	TOTAL EXPENDITURES	<u>1,119,194.76</u>	<u>504,354.60</u>	<u>659,875.29</u>
1,250,573.30	EXCESS (DEFICIT) OF REVENUES OVER EXPENDITURES	602,989.34	102,639.98	967,292.23
	OTHER FINANCING SOURCES (USES):			
<u>0.00</u>	OPERATING TRANSFERS OUT	<u>0.00</u>	<u>0.00</u>	<u>0.00</u>
1,250,573.30	EXCESS (DEFICIT) OF REVENUES AND OPERATING TRANSFERS OVER EXPENDITURES	602,989.34	102,639.98	967,292.23
	FUND BALANCES:			
<u>18,263,491.09</u>	BEGINNING OF PERIOD	<u>7,261,765.09</u>	<u>787,521.89</u>	<u>8,131,432.40</u>
<u>\$19,514,064.39</u>	END OF PERIOD	<u>\$7,864,754.43</u>	<u>\$890,161.87</u>	<u>\$9,098,724.63</u>

<u>COURT RECORD PRESERVATION</u>	<u>DISTRICT COURT RECORDS TECHNOLOGY (ARCHIVE)</u>
\$397,518.30	\$277,655.57
30,125.02	12,512.28
19.97	0.00
<u>427,663.29</u>	<u>290,167.85</u>
0.00	0.00
309,539.99	504,703.66
<u>325,935.74</u>	<u>0.00</u>
<u>635,475.73</u>	<u>504,703.66</u>
(207,812.44)	(214,535.81)
<u>0.00</u>	<u>0.00</u>
(207,812.44)	(214,535.81)
<u>1,395,198.63</u>	<u>687,573.08</u>
<u>\$1,187,386.19</u>	<u>\$473,037.27</u>



**TARRANT COUNTY, TEXAS
COURT DESIGNATED FUNDS
FUND DESCRIPTION**

FUND 22100 - COURTHOUSE SECURITY FUND

This fund was established, pursuant to State statutes, to account for the collection of Courthouse security fees assessed in court cases. Revenue is subsequently transferred to the general fund where expenditures for Courthouse security are recorded.

FUND 22400 – JUVENILE DELINQUENCY PREVENTION FUND

This fund was established, pursuant to State statutes, to account for the collection of a fee related to graffiti court cases. The revenues in this fund are to be used to repair damages, provide educational and intervention programs, and provide rewards to the public for aiding in the apprehension and prosecution of offenders who commit graffiti offenses.

FUND 22500 - ALTERNATIVE DISPUTE RESOLUTION SYSTEM (ADRS)

This fund was established, pursuant to State statutes, to account for an alternative dispute resolution system for the peaceable and expeditious resolution of citizen disputes.

FUND 22600 – PROBATE CONTRIBUTIONS FUND

This fund was established, pursuant to State statutes, to account for the collection of a fee under Section 51.704. The revenues in this fund are to be used for court-related purposes for the support of the statutory probate courts.

FUND 24300 - APPELLATE JUDICIAL SYSTEM FUND

This fund was established, pursuant to State statutes, to account for the collection and expenditure of monies collected in civil cases to provide for a portion of the operational costs of the Court of Appeals.

FUND 22700 – JUSTICE COURT TECHNOLOGY FUND

This fund was established, pursuant to State statutes, to account for the collection and expenditure of monies to provide for technology in the justice of the peace courts.

FUND 22800 – JUSTICE COURT BUILDING SECURITY FUND

This fund was established, pursuant to State statutes, to account for the collection and expenditure of monies to provide for security in the justice court buildings.

FUND 22900 – CHILD ABUSE PREVENTION FUND

This fund was established, pursuant to State statutes, to account for the collection and expenditure of monies to provide for child abuse prevention programs.

FUND 23000 – FAMILY PROTECTION FUND

This fund was established, pursuant to State statutes, to account for the collection and expenditure of monies to provide for family protection services.

FUND 23100 – GUARDIANSHIP FUND

This fund was established, pursuant to State statutes, to account for the collection and expenditure of monies to provide compensation of a guardian ad litem, an attorney ad litem, and/or fund local guardianship programs for indigent incapacitated persons.

FUND 23200 – DRUG AND ALCOHOL COURT FUND

This fund was established, pursuant to State statutes, to account for the collection and expenditure of monies to provide for drug and alcohol court program.

FUND 23300 – COUNTY AND DISTRICT COURT TECHNOLOGY FUND

This fund was established, pursuant to State statutes, to account for the collection and expenditure of monies to provide for county and district court technology.

TARRANT COUNTY, TEXAS
COMBINING BALANCE SHEET
COURT DESIGNATED FUNDS
AS OF 8/31/2019


<u>COMBINED TOTAL</u>		<u>COURTHOUSE SECURITY</u>	<u>JUVENILE DELINQUENCY PREVENTION</u>	<u>ADRS</u>	<u>PROBATE CONTRIBUTION FUND</u>	<u>APPELLATE JUDICIAL SYSTEM</u>
ASSETS						
\$2,496,873.95	CASH AND INVESTMENTS	\$0.00	\$2,825.63	\$916,026.37	\$466,714.38	\$35,577.55
<u>8,037.83</u>	OTHER RECEIVABLES	<u>0.00</u>	<u>0.00</u>	<u>4,729.00</u>	<u>0.00</u>	<u>1,855.00</u>
<u>\$2,504,911.78</u>	TOTAL ASSETS	<u>\$0.00</u>	<u>\$2,825.63</u>	<u>\$920,755.37</u>	<u>\$466,714.38</u>	<u>\$37,432.55</u>
LIABILITIES AND FUND BALANCES						
LIABILITIES:						
\$37,859.70	ACCOUNTS PAYABLE	\$0.00	\$0.00	\$37,859.70	\$0.00	\$0.00
<u>5,079.06</u>	OTHER LIABILITIES	<u>0.00</u>	<u>0.00</u>	<u>0.00</u>	<u>1,526.88</u>	<u>1,320.42</u>
42,938.76	TOTAL LIABILITIES	0.00	0.00	37,859.70	1,526.88	1,320.42
FUND BALANCES:						
<u>2,461,973.02</u>	FUND BALANCES	<u>0.00</u>	<u>2,825.63</u>	<u>882,895.67</u>	<u>465,187.50</u>	<u>36,112.13</u>
<u>\$2,504,911.78</u>	TOTAL LIABILITIES AND FUND BALANCES	<u>\$0.00</u>	<u>\$2,825.63</u>	<u>\$920,755.37</u>	<u>\$466,714.38</u>	<u>\$37,432.55</u>

JUSTICE COURT TECHNOLOGY FUND	JUSTICE COURT BLDG SECURITY FUND	CHILD ABUSE PREVENTION FUND	FAMILY PROTECTION FUND	GUARDIANSHIP FUND	DRUG & ALCOHOL COURT	COUNTY AND DISTRICT COURT TECHNOLOGY FUND
\$205,680.30	\$1,310.26	\$79,227.53	\$115,699.86	\$86,336.23	\$415,369.44	\$172,106.40
0.00	0.00	14.75	390.00	920.00	90.29	38.79
<u>\$205,680.30</u>	<u>\$1,310.26</u>	<u>\$79,242.28</u>	<u>\$116,089.86</u>	<u>\$87,256.23</u>	<u>\$415,459.73</u>	<u>\$172,145.19</u>
\$0.00	\$0.00	\$0.00	\$0.00	\$0.00	\$0.00	\$0.00
0.00	0.00	0.00	0.00	0.00	2,231.76	0.00
0.00	0.00	0.00	0.00	0.00	2,231.76	0.00
<u>205,680.30</u>	<u>1,310.26</u>	<u>79,242.28</u>	<u>116,089.86</u>	<u>87,256.23</u>	<u>413,227.97</u>	<u>172,145.19</u>
<u>\$205,680.30</u>	<u>\$1,310.26</u>	<u>\$79,242.28</u>	<u>\$116,089.86</u>	<u>\$87,256.23</u>	<u>\$415,459.73</u>	<u>\$172,145.19</u>

TARRANT COUNTY, TEXAS
COMBINING STATEMENT OF REVENUES AND EXPENDITURES
AND CHANGES IN FUND BALANCE
COURT DESIGNATED FUNDS
FOR THE ELEVEL (11) MONTHS ENDED 8/31/2019

<u>COMBINED TOTAL</u>		<u>COURTHOUSE SECURITY</u>	<u>JUVENILE DELINQUENCY PREVENTION</u>	<u>ADRS</u>	<u>PROBATE CONTRIBUTION FUND</u>	<u>APPELLATE JUDICIAL SYSTEM</u>
	REVENUES:					
\$1,581,091.01	FEES OF OFFICE	\$545,539.77	\$199.00	\$427,657.37	\$0.00	\$165,538.00
80,000.00	INTERGOVERNMENTAL	0.00	0.00	0.00	80,000.00	0.00
52,213.76	INVESTMENT INCOME	0.00	58.49	18,524.08	10,115.52	704.25
105.11	MISCELLANEOUS	0.00	0.00	0.00	0.00	0.00
<u>1,713,409.88</u>	TOTAL REVENUES	<u>545,539.77</u>	<u>257.49</u>	<u>446,181.45</u>	<u>90,115.52</u>	<u>166,242.25</u>
	EXPENDITURES:					
	CURRENT:					
479,073.14	GENERAL GOVERNMENT	0.00	0.00	379,073.14	0.00	0.00
71,668.20	PUBLIC SAFETY	0.00	0.00	0.00	0.00	0.00
507,921.94	JUDICIAL	0.00	0.00	0.00	101,238.27	155,129.92
1,508.14	CAPITAL/CONSTRUCTION	0.00	0.00	0.00	0.00	0.00
<u>1,060,171.42</u>	TOTAL EXPENDITURES	<u>0.00</u>	<u>0.00</u>	<u>379,073.14</u>	<u>101,238.27</u>	<u>155,129.92</u>
653,238.46	EXCESS (DEFICIT) OF REVENUES OVER EXPENDITURES	545,539.77	257.49	67,108.31	(11,122.75)	11,112.33
	OTHER FINANCING SOURCES (USES):					
<u>(551,645.00)</u>	OPERATING TRANSFERS OUT	<u>(545,539.77)</u>	0.00	0.00	0.00	0.00
101,593.46	EXCESS (DEFICIT) OF REVENUES AND OPERATING TRANSFERS OVER EXPENDITURES	0.00	257.49	67,108.31	(11,122.75)	11,112.33
	FUND BALANCES:					
<u>2,360,379.56</u>	BEGINNING OF PERIOD	<u>0.00</u>	<u>2,568.14</u>	<u>815,787.36</u>	<u>476,310.25</u>	<u>24,999.80</u>
<u>\$2,461,973.02</u>	END OF PERIOD	<u>\$0.00</u>	<u>\$2,825.63</u>	<u>\$882,895.67</u>	<u>\$465,187.50</u>	<u>\$36,112.13</u>

JUSTICE COURT TECHNOLOGY FUND	JUSTICE COURT BUILDING SECURITY	CHILD ABUSE PREVENTION FUND	FAMILY PROTECTION FUND	GUARDIANSHIP FUND	DRUG & ALCOHOL COURT	COUNTY AND DISTRICT COURT TECHNOLOGY FUND
\$29,661.96	\$7,415.49	\$6,614.29	\$109,984.00	\$95,505.00	\$154,834.85	\$38,141.28
0.00	0.00	0.00	0.00	0.00	0.00	0.00
4,029.59	0.00	1,607.35	3,188.92	1,618.58	9,103.76	3,263.22
105.11	0.00	0.00	0.00	0.00	0.00	0.00
33,796.66	7,415.49	8,221.64	113,172.92	97,123.58	163,938.61	41,404.50
0.00	0.00	0.00	0.00	100,000.00	0.00	0.00
0.00	0.00	0.00	0.00	0.00	71,668.20	0.00
0.00	0.00	0.00	159,449.00	0.00	92,104.75	0.00
0.00	0.00	0.00	0.00	0.00	0.00	1,508.14
0.00	0.00	0.00	159,449.00	100,000.00	163,772.95	1,508.14
33,796.66	7,415.49	8,221.64	(46,276.08)	(2,876.42)	165.66	39,896.36
0.00	(6,105.23)	0.00	0.00	0.00	0.00	0.00
33,796.66	1,310.26	8,221.64	(46,276.08)	(2,876.42)	165.66	39,896.36
171,883.64	0.00	71,020.64	162,365.94	90,132.65	413,062.31	132,248.83
<u>\$205,680.30</u>	<u>\$1,310.26</u>	<u>\$79,242.28</u>	<u>\$116,089.86</u>	<u>\$87,256.23</u>	<u>\$413,227.97</u>	<u>\$172,145.19</u>



**TARRANT COUNTY, TEXAS
ENTERPRISE FUNDS
FUND DESCRIPTIONS**

FUND 51100 – RESOURCE CONNECTION

This fund was established to account for activities of the Resource Connection.

FUND 51200 – OIL & GAS ROYALTY FUND

This fund was established to account for proceeds from the lease of County mineral rights on the Resource Connection campus.

TARRANT COUNTY, TEXAS
STATEMENT OF NET POSITION
ENTERPRISE FUNDS
AS OF 8/31/2019

COMBINED TOTAL		RESOURCE CONNECTION	OIL & GAS ROYALTY
ASSETS			
\$3,040,043.01	CASH AND INVESTMENTS	\$1,629,204.26	\$1,410,838.75
10,072.23	OTHER RECEIVABLES (NET)	10,072.23	0.00
4,682.79	PREPAID EXPENSES & INVENTORY	4,682.79	0.00
4,180,559.38	FIXED ASSETS (NET)	3,462,456.84	718,102.54
7,235,357.41	TOTAL ASSETS	5,106,416.12	2,128,941.29
DEFERRED OUTFLOWS OF RESOURCES			
112,371.00	PENSION CONTRIBUTIONS AFTER MEASUREMENT DATE	112,371.00	0.00
31,838.00	CHANGES IN PENSION ASSUMPTIONS	31,838.00	0.00
24,494.00	OPEB CONTRIBUTIONS AFTER MEASUREMENT DATE	24,494.00	0.00
168,703.00	TOTAL DEFERRED OUTFLOWS OF RESOURCES	168,703.00	0.00
LIABILITIES			
54,310.84	ACCOUNTS PAYABLE	53,763.89	546.95
16,966.18	OTHER LIABILITIES	16,966.18	0.00
606,576.89	ADVANCE FROM CAPITAL PROJECTS FUND	606,576.89	0.00
57,671.65	UNEARNED REVENUE	57,671.65	0.00
815,827.00	NET PENSION LIABILITY	815,827.00	0.00
705,823.00	OTHER POST EMPLOYMENT BENEFIT LIABILITY	705,823.00	0.00
111,735.03	COMPENSATED ABSENCES	111,735.03	0.00
2,368,910.59	TOTAL LIABILITIES	2,368,363.64	546.95
DEFERRED INFLOWS OF RESOURCES			
70,347.00	DIFFERENCE IN EXPECTED & ACTUAL PENSION EXPERIENCE	70,347.00	0.00
50,447.00	DIFFERENCE IN PROJECTED & ACTUAL PENSION EARNINGS	50,447.00	0.00
24,667.00	CHANGES IN PENSION ASSUMPTIONS	24,667.00	0.00
50,080.00	CHANGES IN OPEB ASSUMPTIONS	50,080.00	0.00
195,541.00	TOTAL DEFERRED INFLOWS OF RESOURCES	195,541.00	0.00
NET POSITION			
4,839,608.82	NET POSITION	2,711,214.48	2,128,394.34
\$4,839,608.82	TOTAL NET POSITION	\$2,711,214.48	\$2,128,394.34

TARRANT COUNTY, TEXAS
COMBINING STATEMENT OF REVENUES, EXPENSES
AND CHANGES IN FUND NET POSITION
ENTERPRISE FUNDS
FOR THE ELEVEN (11) MONTHS ENDED 8/31/2019

<u>COMBINED TOTAL</u>		<u>RESOURCE CONNECTION</u>	<u>OIL & GAS ROYALTY</u>
	OPERATING REVENUES:		
\$2,972,886.67	BUILDING RENTALS	\$2,972,886.67	\$0.00
<u>100,041.86</u>	OTHER REVENUES	<u>3,789.96</u>	<u>96,251.90</u>
3,072,928.53	TOTAL OPERATING REVENUES	2,976,676.63	96,251.90
	OPERATING EXPENSES:		
1,124,054.81	PERSONNEL	1,124,054.81	0.00
1,290,443.28	BUILDING AND EQUIPMENT	1,283,135.28	7,308.00
277,652.74	DEPRECIATION AND AMORTIZATION	204,159.27	73,493.47
29,765.10	INSURANCE PREMIUMS	29,765.10	0.00
<u>210,439.03</u>	OTHER EXPENSES	<u>210,439.03</u>	<u>0.00</u>
<u>2,932,354.96</u>	TOTAL OPERATING EXPENSES	<u>2,851,553.49</u>	<u>80,801.47</u>
140,573.57	OPERATING INCOME (LOSS)	125,123.14	15,450.43
	NON-OPERATING REVENUE (EXPENSE):		
<u>66,649.43</u>	INTEREST INCOME	<u>37,878.02</u>	<u>28,771.41</u>
207,223.00	NET INCOME (LOSS) BEFORE TRANSFERS	163,001.16	44,221.84
	OPERATING TRANSFERS:		
0.00	OPERATING TRANSFERS IN	0.00	0.00
<u>(286,237.00)</u>	OPERATING TRANSFERS OUT	<u>(286,237.00)</u>	<u>0.00</u>
(79,014.00)	NET INCOME (LOSS)	(123,235.84)	44,221.84
	NET POSITION:		
<u>4,918,622.82</u>	BEGINNING OF PERIOD	<u>2,834,450.32</u>	<u>2,084,172.50</u>
<u>\$4,839,608.82</u>	END OF PERIOD	<u>\$2,711,214.48</u>	<u>\$2,128,394.34</u>



**TARRANT COUNTY, TEXAS
INTERNAL SERVICE FUNDS
FUND DESCRIPTIONS**

FUND 61500 - SELF INSURANCE FUND

This fund was established to account for expenditures of bond proceeds received in fiscal year 1998 for the county self insured general liability claims.

FUND 61900 - WORKERS COMPENSATION

This fund was established to account for workers compensation claims. Prior to the establishment of fund 615, this fund was used for general liability and automobile/property damage claims.

FUND 62100 - COUNTY CLERK PROFESSIONAL LIABILITY FUND

This fund was established to account for the County Clerk's errors and omissions self insurance.

FUND 62200 - DISTRICT CLERK PROFESSIONAL LIABILITY FUND

This fund was established to account for the District Clerk's errors and omissions self insurance.

FUND 65100 - EMPLOYEE BENEFITS FUND

This fund was established to account for Tarrant County employee benefits.

TARRANT COUNTY, TEXAS
STATEMENT OF NET POSITION
INTERNAL SERVICE FUNDS
AS OF 8/31/2019


<u>COMBINED TOTAL</u>		<u>SELF INSURANCE</u>	<u>WORKERS COMPENSATION</u>	<u>COUNTY CLERK PROFESSIONAL LIABILITY</u>
ASSETS				
\$28,103,160.35	CASH AND INVESTMENTS	\$1,641,804.64	\$2,611,409.93	\$708,037.24
7,044.77	OTHER RECEIVABLES	549.78	1,221.75	0.00
<u>241,000.00</u>	PREPAID EXPENSES AND INVENTORY	<u>0.00</u>	<u>0.00</u>	<u>0.00</u>
<u>28,351,205.12</u>	TOTAL ASSETS	<u>1,642,354.42</u>	<u>2,612,631.68</u>	<u>708,037.24</u>
LIABILITIES				
958,315.74	ACCOUNTS PAYABLE	4,828.10	2,517.50	0.00
13,513,693.89	OTHER LIABILITIES	969,832.07	8,521,002.00	0.00
<u>85,881.82</u>	UNEARNED REVENUE	<u>0.00</u>	<u>0.00</u>	<u>0.00</u>
<u>14,557,891.45</u>	TOTAL LIABILITIES	<u>974,660.17</u>	<u>8,523,519.50</u>	<u>0.00</u>
NET POSITION				
<u>13,793,313.67</u>	NET POSITION	<u>667,694.25</u>	<u>(5,910,887.82)</u>	<u>708,037.24</u>
<u>\$13,793,313.67</u>	TOTAL NET POSITION	<u>\$667,694.25</u>	<u>(\$5,910,887.82)</u>	<u>\$708,037.24</u>

<u>DISTRICT CLERK PROFESSIONAL LIABILITY</u>	<u>EMPLOYEE BENEFITS</u>
\$593,286.11	\$22,548,622.43
0.00	5,273.24
<u>0.00</u>	<u>241,000.00</u>
<u>593,286.11</u>	<u>22,794,895.67</u>
0.00	950,970.14
0.00	4,022,859.82
<u>0.00</u>	<u>85,881.82</u>
<u>0.00</u>	<u>5,059,711.78</u>
<u>593,286.11</u>	<u>17,735,183.89</u>
<u><u>\$593,286.11</u></u>	<u><u>\$17,735,183.89</u></u>

TARRANT COUNTY, TEXAS
COMBINING STATEMENT OF REVENUES, EXPENSES
AND CHANGES IN FUND NET POSITION
INTERNAL SERVICE FUNDS
FOR THE ELEVEN (11) MONTHS ENDED 8/31/2019

<u>COMBINED TOTAL</u>		<u>SELF INSURANCE</u>	<u>WORKERS COMPENSATION</u>	<u>COUNTY CLERK PROFESSIONAL LIABILITY</u>
	OPERATING REVENUES:			
\$20,604,992.57	USER FEES	\$0.00	\$0.00	\$10.00
56,741,660.99	COUNTY CONTRIBUTIONS	0.00	2,170,415.97	0.00
<u>1,869,887.60</u>	OTHER REVENUES	<u>9,667.30</u>	<u>196,047.38</u>	<u>0.00</u>
79,216,541.16	TOTAL OPERATING REVENUES	9,667.30	2,366,463.35	10.00
	OPERATING EXPENSES:			
84,215.67	BUILDING AND EQUIPMENT	83,655.30	0.00	0.00
68,229,965.03	SELF INSURANCE CLAIMS	118,910.39	2,079,017.15	0.00
6,670,024.74	INSURANCE PREMIUMS	0.00	0.00	0.00
3,551,198.62	ADMINISTRATION	0.00	0.00	0.00
<u>1,157,195.37</u>	OTHER EXPENSES	<u>50,774.31</u>	<u>199,933.24</u>	<u>0.00</u>
<u>79,692,599.43</u>	TOTAL OPERATING EXPENSES	<u>253,340.00</u>	<u>2,278,950.39</u>	<u>0.00</u>
(476,058.27)	OPERATING INCOME (LOSS)	(243,672.70)	87,512.96	10.00
	NON-OPERATING REVENUE (EXPENSE):			
<u>537,745.31</u>	INTEREST INCOME	<u>37,401.50</u>	<u>50,782.32</u>	<u>14,959.62</u>
61,687.04	NET INCOME (LOSS) BEFORE TRANSFERS	(206,271.20)	138,295.28	14,969.62
	OPERATING TRANSFERS:			
375,000.00	OPERATING TRANSFERS IN	375,000.00	0.00	0.00
<u>0.00</u>	OPERATING TRANSFERS OUT	<u>0.00</u>	<u>0.00</u>	<u>0.00</u>
436,687.04	NET INCOME (LOSS)	168,728.80	138,295.28	14,969.62
	NET POSITION:			
<u>13,356,626.63</u>	BEGINNING OF PERIOD	<u>498,965.45</u>	<u>(6,049,183.10)</u>	<u>693,067.62</u>
<u>\$13,793,313.67</u>	END OF PERIOD	<u>\$667,694.25</u>	<u>(\$5,910,887.82)</u>	<u>\$708,037.24</u>

<u>DISTRICT CLERK PROFESSIONAL LIABILITY</u>	<u>EMPLOYEE BENEFITS</u>
\$100.00	\$20,604,882.57
0.00	54,571,245.02
0.00	1,664,172.92
<u>100.00</u>	<u>76,840,300.51</u>
0.00	560.37
0.00	66,032,037.49
0.00	6,670,024.74
0.00	3,551,198.62
<u>9,639.10</u>	<u>896,848.72</u>
<u>9,639.10</u>	<u>77,150,669.94</u>
(9,539.10)	(310,369.43)
<u>12,606.49</u>	<u>421,995.38</u>
3,067.39	111,625.95
0.00	0.00
<u>0.00</u>	<u>0.00</u>
3,067.39	111,625.95
<u>590,218.72</u>	<u>17,623,557.94</u>
<u>\$593,286.11</u>	<u>\$17,735,183.89</u>



TARRANT COUNTY
BUDGETARY INFORMATION



TARRANT COUNTY, TEXAS
SUMMARY BUDGET VERSUS ACTUAL (BUDGET BASIS) REVENUE AND EXPENDITURES
TAX SUPPORTED FUNDS
FOR THE ELEVEN (11) MONTHS ENDED 8/31/2019

	CURRENT MONTH ACTUAL	YTD ACTUAL	BUDGET	PERCENT	LAST YEAR PERCENT
<u>GENERAL FUND</u>					
REVENUES:					
Taxes	\$536,599	\$381,409,219	\$381,054,856	OVER 100%	OVER 100%
Licenses	120,282	1,169,196	1,230,400	95.03%	96.76%
Fees of Office	3,369,418	60,761,500	59,068,300	OVER 100%	OVER 100%
Intergovernmental	1,063,984	21,702,120	21,532,566	OVER 100%	95.24%
Investment Income	289,698	4,257,319	3,305,000	OVER 100%	OVER 100%
Other Revenues	847,290	10,054,838	10,313,650	97.49%	90.94%
Transfers	58,023	551,645	650,000	84.87%	90.98%
Contingent			5,000,000		
Cash Carryforward		75,363,257	72,736,482		
	<u>\$6,285,294</u>	<u>\$555,269,094</u>	<u>\$554,891,254</u>	<u>OVER 100%</u>	<u>OVER 100%</u>
EXPENDITURES:					
Personnel	\$28,637,469	\$313,171,045	\$352,602,057	88.82%	88.73%
Other	6,864,758	90,478,395	102,344,684	88.41%	90.12%
Transfers	3,590,725	37,019,860	42,452,509	87.20%	91.74%
Grant Match and Subsidy	31,647	1,749,438	4,491,821	38.95%	42.70%
Undesignated			4,177,549		
Contingent			5,000,000		
Reserves			43,822,634		
	<u>\$39,124,599</u>	<u>\$442,418,738</u>	<u>\$554,891,254</u>	<u>79.73%</u>	<u>80.64%</u>
<u>ROAD & BRIDGE FUND</u>					
REVENUES:					
Taxes	\$42	\$1,264	\$0	OVER 100%	OVER 100%
Fees of Office	1,559,740	16,982,460	18,323,600	92.68%	94.57%
Intergovernmental	29,915	86,767	55,000	OVER 100%	OVER 100%
Investment Income	23,955	254,268	290,000	87.68%	OVER 100%
Other Revenues	94.00	217,917	277,000	78.67%	OVER 100%
Transfers	692,099	7,613,091	8,305,190	91.67%	91.67%
Cash Carryforward		8,743,641	7,810,921		
	<u>\$2,305,845</u>	<u>\$33,899,408</u>	<u>\$35,061,711</u>	<u>96.68%</u>	<u>OVER 100%</u>
EXPENDITURES:					
Personnel	\$1,702,075	\$18,356,036	\$21,501,344	85.37%	86.54%
Other	493,432	7,846,588	12,265,814	63.97%	57.29%
Undesignated			1,294,553		
	<u>\$2,195,507</u>	<u>\$26,202,624</u>	<u>\$35,061,711</u>	<u>74.73%</u>	<u>75.34%</u>
<u>DEBT SERVICE FUND</u>					
REVENUES:					
Taxes	\$51,381	\$36,261,458	\$36,322,759	99.83%	OVER 100%
Investment Income	2,043	426,561	289,967	OVER 100%	OVER 100%
Cash Carryforward		1,761,541	1,671,543		
	<u>\$53,424</u>	<u>\$38,449,560</u>	<u>\$38,284,269</u>	<u>OVER 100%</u>	<u>OVER 100%</u>
EXPENDITURES:					
Principal	\$0	\$28,125,000	\$28,125,000	100.00%	100.00%
Interest	0	9,153,269	9,153,269	100.00%	100.00%
Other Expenditures	0	5,150	6,000	85.83%	52.14%
Reserves			1,000,000		
	<u>\$0</u>	<u>\$37,283,419</u>	<u>\$38,284,269</u>	<u>97.39%</u>	<u>97.38%</u>

**TARRANT COUNTY, TEXAS
GENERAL FUND FEES OF OFFICE ANALYSIS
FOR THE ELEVEN (11) MONTHS ENDED 8/31/2019
(BUDGET BASIS)**

<u>FEE OFFICE</u>	<u>ACTUAL REVENUE</u>	<u>ANNUAL BUDGET</u>	<u>PERCENT COLLECTED</u>	<u>LAST YEAR PERCENT</u>
Tax Assessor/Collector	\$34,151,851	\$32,591,000	OVER 100%	OVER 100%
County Clerk	11,029,652	10,857,000	OVER 100%	97.81%
Sheriff	571,735	610,300	93.68%	84.53%
Constable 1	862,827	820,000	OVER 100%	98.91%
Constable 2	889,707	700,000	OVER 100%	98.97%
Constable 3	674,300	825,000	81.73%	94.53%
Constable 4	566,507	535,000	OVER 100%	99.37%
Constable 5	320,696	312,000	OVER 100%	92.74%
Constable 6	547,293	480,000	OVER 100%	97.35%
Constable 7	702,901	625,000	OVER 100%	98.24%
Constable 8	817,350	680,000	OVER 100%	93.29%
District Clerk	4,295,570	4,456,000	96.40%	98.18%
Domestic Relations	1,192,969	1,319,500	90.41%	86.49%
District Attorney	110,918	108,000	OVER 100%	96.13%
Justice of Peace 1	207,188	190,000	OVER 100%	OVER 100%
Justice of Peace 2	245,940	205,000	OVER 100%	OVER 100%
Justice of Peace 3	158,159	155,000	OVER 100%	OVER 100%
Justice of Peace 4	177,703	190,000	93.53%	OVER 100%
Justice of Peace 5	96,291	90,000	OVER 100%	OVER 100%
Justice of Peace 6	228,334	210,000	OVER 100%	OVER 100%
Justice of Peace 7	247,347	200,000	OVER 100%	OVER 100%
Justice of Peace 8	170,188	135,000	OVER 100%	OVER 100%
County Courts	20,470	20,000	OVER 100%	99.20%
Elections	1,637	1,500	OVER 100%	OVER 100%
Medical Examiner	2,188,677	2,229,000	98.19%	OVER 100%
Other	<u>285,291</u>	<u>524,000</u>	<u>54.44%</u>	<u>OVER 100%</u>
TOTAL	<u><u>\$60,761,500</u></u>	<u><u>\$59,068,300</u></u>	<u>OVER 100%</u>	<u>OVER 100%</u>
RATABLE COLLECTION PERCENTAGE			<u><u>91.67%</u></u>	

TARRANT COUNTY, TEXAS
BUDGET REPORT
FOR THE ELEVEN (11) MONTHS ENDED 8/31/2019

GENERAL FUND	CURRENT MONTH EXPENDITURES	ENCUMBRANCES AND COMMITMENTS	TOTAL EXPENDITURES ENCUMBRANCES & COMMITMENTS	TOTAL BUDGET	UNEXPENDED BUDGET	% BUDGET USED
County Judge	91,868.05	-	978,409.96	1,092,479.00	114,069.04	89.56%
County Administrator	208,927.85	3,469.15	2,098,900.51	2,789,803.00	690,902.49	75.23%
Non-Departmental	4,437,981.07	245,274.62	50,645,525.16	58,602,688.00	7,957,162.84	86.42%
Auditor	611,518.06	5,293.34	6,814,540.11	7,667,128.00	852,587.89	88.88%
Budget/Risk Management	40,822.66	1,304.19	620,026.44	883,346.00	263,319.56	70.19%
Tax Assessor / Collector	1,363,837.43	76,195.21	14,812,868.26	16,333,858.00	1,520,989.74	90.69%
Elections Administration	221,875.45	173,485.18	5,052,971.30	6,331,868.00	1,278,896.70	79.80%
Information Technology	2,380,779.44	879,028.65	37,546,629.24	42,219,597.00	4,672,967.76	88.93%
Human Resources	260,945.72	31,653.67	3,015,265.15	3,470,280.00	455,014.85	86.89%
Purchasing	197,628.91	609.24	2,198,716.39	2,402,968.00	204,251.61	91.50%
Facilities	423,234.63	157,083.35	4,314,206.25	5,146,126.00	831,919.75	83.83%
Sheriff	4,247,756.84	315,487.88	44,202,726.87	49,889,671.00	5,686,944.13	88.60%
Sheriff - Confinement	7,139,701.10	1,633,043.43	80,657,958.94	88,721,924.00	8,063,965.06	90.91%
Constable Precinct 1	116,777.84	314.21	1,277,996.71	1,410,883.00	132,886.29	90.58%
Constable Precinct 2	109,639.11	1,858.05	1,119,201.89	1,312,749.00	193,547.11	85.26%
Constable Precinct 3	126,844.02	10,650.27	1,375,110.47	1,507,124.00	132,013.53	91.24%
Constable Precinct 4	91,153.30	2,647.36	1,021,318.52	1,122,870.00	101,551.48	90.96%
Constable Precinct 5	75,998.23	5,498.11	851,431.13	940,583.00	89,151.87	90.52%
Constable Precinct 6	81,719.50	3,154.16	903,393.95	993,312.00	89,918.05	90.95%
Constable Precinct 7	117,218.33	6,976.85	1,288,777.85	1,433,141.00	144,363.15	89.93%
Constable Precinct 8	105,449.89	7,496.61	1,137,445.57	1,242,441.00	104,995.43	91.55%
Medical Examiner	886,969.66	219,848.33	9,358,571.33	10,244,035.00	885,463.67	91.36%
Fire Marshal	36,378.62	716.30	402,036.68	441,509.00	39,472.32	91.06%
Community Supervision	111,669.57	-	598,460.92	753,000.00	154,539.08	79.48%
Juvenile Services	1,708,203.64	343,262.86	17,339,798.11	19,385,818.00	2,046,019.89	89.45%
Pretrial Services	77,045.90	49.50	1,028,231.35	1,715,248.00	687,016.65	59.95%
Buildings	1,988,221.19	1,488,317.95	20,299,794.00	24,454,224.00	4,154,430.00	83.01%
17TH District Court	41,626.09	255.51	305,448.65	332,314.00	26,865.35	91.92%
48TH District Court	24,293.93	-	268,722.29	297,759.00	29,036.71	90.25%
67TH District Court	24,697.08	-	269,925.06	298,669.00	28,743.94	90.38%
96TH District Court	24,646.76	-	268,590.63	297,038.00	28,447.37	90.42%
141ST District Court	24,344.01	-	265,405.01	294,768.00	29,362.99	90.04%
153RD District Court	26,005.44	8.90	275,741.33	306,575.00	30,833.67	89.94%
236TH District Court	25,861.54	-	272,699.15	303,830.00	31,130.85	89.75%
342ND District Court	24,538.10	34.59	271,628.45	298,438.00	26,809.55	91.02%
348TH District Court	24,157.41	-	272,434.78	296,198.00	23,763.22	91.98%
352ND District Court	24,168.03	8.00	267,094.80	294,159.00	27,064.20	90.80%
Criminal District Court 1	179,543.14	-	2,032,271.55	2,121,305.00	89,033.45	95.80%
Criminal District Court 2	147,409.19	-	1,435,585.66	1,498,164.00	62,578.34	95.82%
Criminal District Court 3	189,717.07	-	1,509,623.13	1,666,936.00	157,312.87	90.56%
Criminal District Court 4	149,659.46	-	1,485,328.21	1,542,042.00	56,713.79	96.32%
213TH District Court	122,126.95	-	2,152,442.16	2,299,144.00	146,701.84	93.62%
297TH District Court	197,716.42	-	1,564,482.18	1,680,938.00	116,455.82	93.07%
371ST District Court	176,979.98	854.17	1,942,234.97	2,030,215.00	87,980.03	95.67%
372ND District Court	207,912.13	249.96	1,775,007.30	1,864,194.00	89,186.70	95.22%
396TH District Court	344,579.99	119.20	2,244,295.27	2,354,600.00	110,304.73	95.32%
432ND District Court	156,892.98	-	1,999,350.44	2,056,643.00	57,292.56	97.21%
Magistrate Court	193,490.81	-	1,549,917.24	1,549,005.00	(912.24)	100.06%
231ST District Court	60,717.58	-	666,837.15	722,024.00	55,186.85	92.36%
233RD District Court	67,389.36	145.58	739,349.98	843,510.00	104,160.02	87.65%
322ND District Court	51,799.70	238.40	631,921.20	678,038.00	46,116.80	93.20%
323RD District Court	293,359.62	-	3,179,844.02	3,289,975.00	110,130.98	96.65%
324TH District Court	65,741.41	46.34	661,302.18	715,593.00	54,290.82	92.41%
325TH District Court	66,852.47	69.34	610,918.09	668,883.00	57,964.91	91.33%
360TH District Court	38,271.79	502.98	553,473.20	648,751.00	95,277.80	85.31%
Special Judges	53,079.67	-	391,864.04	450,155.00	58,290.96	87.05%
Criminal Court Administration	251,506.48	2,735.14	2,680,953.76	3,180,662.00	499,708.24	84.29%
Grand Jury	17,349.68	117.80	189,365.80	207,079.00	17,713.20	91.45%
Criminal Attorney Appointment	36,264.76	988.24	341,161.39	368,902.00	27,740.61	92.48%
Criminal Mental Health Court	64,920.45	-	441,587.46	468,429.00	26,841.54	94.27%
County Court at Law #1	54,919.20	50.02	559,613.91	616,082.00	56,468.09	90.83%
County Court at Law #2	58,061.62	23.04	566,944.16	619,815.00	52,870.84	91.47%
County Court at Law #3	41,213.30	-	536,084.23	627,429.00	91,344.77	85.44%
County Criminal Court 1	109,254.61	139.89	991,974.16	1,057,091.00	65,116.84	93.84%

**TARRANT COUNTY, TEXAS
BUDGET REPORT
FOR THE ELEVEN (11) MONTHS ENDED 8/31/2019**

	<u>CURRENT MONTH EXPENDITURES</u>	<u>ENCUMBRANCES AND COMMITMENTS</u>	<u>TOTAL EXPENDITURES ENCUMBRANCES & COMMITMENTS</u>	<u>TOTAL BUDGET</u>	<u>UNEXPENDED BUDGET</u>	<u>% BUDGET USED</u>
GENERAL FUND (cont'd)						
County Criminal Court 2	96,632.37	93.73	1,000,341.81	1,080,183.00	79,841.19	92.61%
County Criminal Court 3	75,476.99	-	867,354.35	948,160.00	80,805.65	91.48%
County Criminal Court 4	82,416.50	79.98	873,989.92	1,010,158.00	136,168.08	86.52%
County Criminal Court 5	93,914.61	25,205.37	1,232,573.25	1,344,585.00	112,011.75	91.67%
County Criminal Court 6	71,822.57	56.47	775,248.32	842,105.00	66,856.68	92.06%
County Criminal Court 7	103,264.39	87.99	831,356.62	995,211.00	163,854.38	83.54%
County Criminal Court 8	76,324.41	-	832,892.78	895,266.00	62,373.22	93.03%
County Criminal Court 9	82,063.77	11.58	803,079.24	877,944.00	74,864.76	91.47%
County Criminal Court 10	65,470.70	-	782,262.70	917,924.00	135,661.30	85.22%
Probate Court 1	166,297.02	1,131.32	2,071,289.17	2,356,225.00	284,935.83	87.91%
Probate Court 2	150,453.81	247.79	2,100,609.13	2,446,795.00	346,185.87	85.85%
Justice of the Peace Pct 1	58,440.30	236.17	692,280.48	809,765.00	117,484.52	85.49%
Justice of the Peace Pct 2	68,229.04	305.00	744,516.52	809,215.00	64,698.48	92.00%
Justice of the Peace Pct 3	60,799.98	240.42	664,063.53	808,983.00	144,919.47	82.09%
Justice of the Peace Pct 4	64,162.01	262.40	701,302.17	771,254.00	69,951.83	90.93%
Justice of the Peace Pct 5	55,071.94	741.14	551,834.41	636,675.00	84,840.59	86.67%
Justice of the Peace Pct 6	64,988.70	554.10	671,194.54	728,469.00	57,274.46	92.14%
Justice of the Peace Pct 7	71,585.56	-	739,996.79	824,256.00	84,259.21	89.78%
Justice of the Peace Pct 8	67,616.77	558.75	703,757.61	761,556.00	57,798.39	92.41%
District Attorney	3,431,668.74	41,366.05	37,832,314.82	41,962,712.00	4,130,397.18	90.16%
District Clerk	933,215.18	2,208.49	10,090,161.46	11,281,905.00	1,191,743.54	89.44%
County Clerk	907,163.67	2,445.78	10,244,822.58	11,904,339.00	1,659,516.42	86.06%
Domestic Relations	667,816.80	2,340.35	7,233,504.95	8,206,572.00	973,067.05	88.14%
Jury Services	174,657.78	993.30	1,979,022.13	2,212,402.00	233,379.87	89.45%
Courts / Judiciary	35,696.86	-	482,602.91	533,874.00	51,271.09	90.40%
Human Services	296,917.85	9,235.59	3,258,627.05	4,918,128.00	1,659,500.95	66.26%
Child Protective Services	28,095.13	1,282,261.00	2,685,250.35	2,739,556.00	54,305.65	98.02%
Public Assistance	11,171.06	12,030.02	822,854.00	822,854.00	-	100.00%
Texas AgriLife Extension	52,703.13	536.03	608,281.51	842,882.00	234,600.49	72.17%
Veterans Services	36,839.65	-	445,374.66	506,923.00	61,548.34	87.86%
Historical Commission	20,740.47	219.99	214,805.08	248,349.00	33,543.92	86.49%
10010-2019 General Fund - Cash Match						
Non-Departmental	-	-	-	90,000.00	90,000.00	0.00%
Sheriff	-	-	10,703.67	25,390.00	14,686.33	42.16%
District Attorney	16,515.87	-	215,981.05	272,000.00	56,018.95	79.40%
Historical Commission	-	-	-	39,500.00	39,500.00	0.00%
10020-2019 General Fund - Oper Sub						
Sheriff	-	-	109,427.44	148,154.00	38,726.56	73.86%
Juvenile Services	15,131.42	268.00	1,413,326.10	3,916,777.00	2,503,450.90	36.08%
SUBTOTAL	39,124,599.27	7,003,022.38	442,418,739.15	501,891,071.00	59,472,331.85	88.15%
UNDESIGNATED				4,177,549.00	4,177,549.00	
CONTINGENT				5,000,000.00	5,000,000.00	
RESERVES				43,822,634.00	43,822,634.00	
FUND TOTAL	\$ 39,124,599.27	\$ 7,003,022.38	\$ 442,418,739.15	\$ 554,891,254.00	\$ 112,472,514.85	79.73%

**TARRANT COUNTY, TEXAS
BUDGET REPORT
FOR THE ELEVEN (11) MONTHS ENDED 8/31/2019**

	<u>CURRENT MONTH EXPENDITURES</u>	<u>ENCUMBRANCES AND COMMITMENTS</u>	<u>TOTAL EXPENDITURES ENCUMBRANCES & COMMITMENTS</u>	<u>TOTAL BUDGET</u>	<u>UNEXPENDED BUDGET</u>	<u>% BUDGET USED</u>
ROAD AND BRIDGE (26100)						
Buildings	1,010.38	730.60	25,646.50	35,707.00	10,060.50	71.82%
Commissioner Precinct 1	629,761.85	1,238,517.82	7,110,122.55	8,442,423.00	1,332,300.45	84.22%
Commissioner Precinct 2	333,417.38	151,729.68	3,815,651.03	4,970,821.00	1,155,169.97	76.76%
Commissioner Precinct 3	361,271.81	70,988.61	4,304,846.12	5,114,266.00	809,419.88	84.17%
Commissioner Precinct 4	607,475.67	351,366.48	6,588,201.83	7,743,760.00	1,155,558.17	85.08%
Right of Way	19,281.78	-	664,017.57	2,759,762.00	2,095,744.43	24.06%
Transportation	221,673.84	980,635.80	3,320,348.91	4,241,859.00	921,510.09	78.28%
Road & Bridge Non-Department	21,614.21	-	373,789.77	458,560.00	84,770.23	81.51%
SUBTOTAL	<u>2,195,506.92</u>	<u>2,793,968.99</u>	<u>26,202,624.28</u>	<u>33,767,158.00</u>	<u>7,564,533.72</u>	<u>77.60%</u>
UNDESIGNATED				1,294,553.00	1,294,553.00	
FUND TOTAL	<u>\$ 2,195,506.92</u>	<u>\$ 2,793,968.99</u>	<u>\$ 26,202,624.28</u>	<u>\$ 35,061,711.00</u>	<u>\$ 8,859,086.72</u>	<u>74.73%</u>
DEBT SERVICE (32100)						
Interest and Sinking	-	-	37,283,419.00	37,284,269.00	850.00	100.00%
RESERVES				1,000,000.00	1,000,000.00	
FUND TOTAL	<u>\$ -</u>	<u>\$ -</u>	<u>\$ 37,283,419.00</u>	<u>\$ 38,284,269.00</u>	<u>\$ 1,000,850.00</u>	<u>97.39%</u>

TARRANT COUNTY, TEXAS
SPECIAL BUDGETS
BUDGET VERSUS ACTUAL (BUDGET BASIS) REVENUE
FOR THE ELEVEN (11) MONTHS ENDED 8/31/2019

FUND #	FUND NAME	ACTUAL REVENUE	BUDGETED REVENUE	PERCENT COLLECTED
21100	Records Preservation/Automation-Filing	\$ 1,722,184	\$ 1,839,779	93.61%
21200	Records Preservation/Automation-Conviction	606,995	625,266	97.08%
21300	Records Preservation/Restoration	1,627,168	1,728,161	94.16%
21400	Court Record Preservation Fund	427,663	412,828	OVER 100%
21500	District Court Records Technology Fund	290,168	304,425	95.32%
22100	Courthouse Security Fund	545,540	580,000	94.06%
22300	Consumer Health Fund	972,756	1,044,136	93.16%
22400	Juvenile Delinquency Prevention	257	-	OVER 100%
22500	Alternative Dispute Resolution	446,181	419,682	OVER 100%
22600	Probate Contributions Fund	90,116	146,208	61.64%
22700	Justice Court Technology Fund	33,797	32,619	OVER 100%
22800	Justice Court Building Security	7,415	6,500	OVER 100%
22900	Child Abuse Prevention Fund	8,222	9,110	90.25%
23000	Family Protection	113,173	122,974	92.03%
23100	Guardianship	97,124	106,118	91.52%
23200	Drug & Alcohol Court	163,939	155,785	OVER 100%
23300	County and District Court Technology Fund	41,405	41,965	98.66%
24100	Law Library	1,337,014	1,234,901	OVER 100%
24200	Education Fund	111,555	115,156	96.87%
24300	Appellate Judicial System	166,242	165,525	OVER 100%
25100	Vehicle Inventory Tax	399,725	465,000	85.96%
45100	Non-Debt Capital	30,592,456	31,773,718	96.28%
47600	2006 Bond Election - Buildings	852,065	750,000	OVER 100%
47700	2006 Bond Election - Transportation	982,293	750,000	OVER 100%
51100	Resource Connection	3,014,055	3,294,236	91.49%
51200	Oil & Gas Royalty Resource Connection	125,023	110,756	OVER 100%
61500	Self Insurance	422,069	403,782	OVER 100%
61900	Workers Compensation	2,417,246	2,401,118	OVER 100%
62100	County Clerk Professional Liability	14,970	11,556	OVER 100%
62200	District Clerk Professional Liability	12,706	9,904	OVER 100%
65100	Employee Group Insurance - Medical	77,262,296	83,781,690	92.22%
D6200	DA Restitution Collection Fee	8,820	541	OVER 100%
D8300	DA Non-Drug Forfeitures	531,269	20,000	OVER 100%
D8700	CDA State Forfeiture	28,984	700	OVER 100%
D8800	CDA Federal Forfeiture Justice Funds	241	100	OVER 100%
G1100	8th Admin Judicial Region	108,660	118,000	92.08%
S8700	Sheriff's Inmate Commissary Fund	2,438,751	1,683,015	OVER 100%
S9300	Combined Narcotics Enforcement Team	317,326	250,000	OVER 100%
S9500	Sheriff Federal Forfeiture-Treasury Funds	20,759	5,000	OVER 100%
S9600	Sheriff Federal Forfeiture-Non DEA	22,902	3,000	OVER 100%
S9700	Sheriff Federal Forfeiture-Justice Funds	17,674	3,501	OVER 100%
T0400	Public Health	13,758,295	13,698,665	OVER 100%
T0450	Public Health 1115 Waiver	14,925,432	4,930,042	OVER 100%
T0500	Section 125 Forfeitures	33,964	21,707	OVER 100%
T0600	Children's Home Fund	4,099	2,614	OVER 100%
T0700	Bail Bond Board	10,400	24,650	42.19%
T0800	TDPRS - Title IVE	43,278	2,642	OVER 100%
T0900	Constable Forfeiture	14,512	13,536	OVER 100%
T0970	Constable Forfeiture - Federal	12	-	OVER 100%
T1000	Juvenile Probation District	25,301	23,453	OVER 100%
T1100	Unclaimed Juvenile Restitution	238	186	OVER 100%
T1300	Deferred Prosecution Program	107,413	63,500	OVER 100%
T2000	Historical Commission	107	99	OVER 100%
T2100	Historical Comm Archives	2,780	1,196	OVER 100%
T2300	Cemetery Fund	857	675	OVER 100%
T2900	Fire Marshal Code	124,147	78,139	OVER 100%
T3000	DA - JPS Contract	433,472	472,879	91.67%
T3100	Emergency Services District #1	78,059	90,000	86.73%

TARRANT COUNTY, TEXAS
SPECIAL BUDGETS
BUDGET VERSUS ACTUAL (BUDGET BASIS) REVENUE
FOR THE ELEVEN (11) MONTHS ENDED 8/31/2019

<u>FUND #</u>	<u>FUND NAME</u>	<u>ACTUAL REVENUE</u>	<u>BUDGETED REVENUE</u>	<u>PERCENT COLLECTED</u>
T3300	CSCD Bond Supervision Unit	1,233,229	3,390,307	36.38%
T3400	Courts Drug Program	210,045	159,762	OVER 100%
T3700	Medical Examiner Conference Fund	1,086	868	OVER 100%
T4100	PMC Insured - 340B	9,880,384	5,740,442	OVER 100%
T5200	Miscellaneous Donations-Juvenile Probation	6,451	6,131	OVER 100%
T5350	Donations Emergency Management	5,087	2,519	OVER 100%
T5600	Miscellaneous Donations - Human Services	145,762	145,641	OVER 100%
T5640	Human Services - Reliant Energy	1,505	1,296	OVER 100%
T5642	Human Services - Cirro	28	32	86.00%
T5644	Human Services - Stream	100	100	100.00%
T5646	Human Services - Direct Energy	10,000	10,000	100.00%
T5700	Miscellaneous Donations-CPS	44,161	46,876	94.21%
T5800	Miscellaneous Donations-Health Dept	24,106	464	OVER 100%
T5960	Miscellaneous Donations-Veteran Court Program	22,794	20,000	OVER 100%
T6000	Miscellaneous Donations-Family Court	5,374	5,700	94.28%
T6100	Miscellaneous Donations-CRCG	10,986	1,210	OVER 100%
T6500	ATTF Rental Assoc Donation	7	-	OVER 100%
T7000	Sheriff's Employee Recognition and Award	30	-	OVER 100%
T7100	Contract Elections	2,556,948	3,130,871	81.67%
T7300	Elections Chapter 19	401,274	-	OVER 100%

**TARRANT COUNTY, TEXAS
BUDGET REPORT
FOR THE ELEVEN (11) MONTHS ENDED 8/31/2019**

	CURRENT MONTH EXPENDITURES	ENCUMBRANCES AND COMMITMENTS	TOTAL EXPENDITURES ENCUMBRANCES & COMMITMENTS	TOTAL BUDGET	UNEXPENDED BUDGET	% BUDGET USED
RECORDS PRESERVATION & AUTOMATION - FILINGS (21100)						
County Clerk	85,493.13	4,055.64	1,103,761.00	9,059,951.00	7,956,190.00	12.18%
FUND TOTAL	<u>\$ 85,493.13</u>	<u>\$ 4,055.64</u>	<u>\$ 1,103,761.00</u>	<u>\$ 9,059,951.00</u>	<u>\$ 7,956,190.00</u>	<u>12.18%</u>
RECORDS PRESERVATION & AUTOMATION - CONVICTIONS (21200)						
Information Technology	44,303.26	-	501,186.24	1,383,059.00	881,872.76	36.24%
FUND TOTAL	<u>\$ 44,303.26</u>	<u>\$ -</u>	<u>\$ 501,186.24</u>	<u>\$ 1,383,059.00</u>	<u>\$ 881,872.76</u>	<u>36.24%</u>
RECORDS PRESERVATION & RESTORATION (21300)						
County Clerk	58,789.95	5,618.35	665,493.64	9,707,583.00	9,042,089.36	6.86%
FUND TOTAL	<u>\$ 58,789.95</u>	<u>\$ 5,618.35</u>	<u>\$ 665,493.64</u>	<u>\$ 9,707,583.00</u>	<u>\$ 9,042,089.36</u>	<u>6.86%</u>
COURT RECORD PRESERVATION FUND (21400)						
Information Technology	-	6,680.13	332,615.87	1,393,508.00	1,060,892.13	23.87%
District Clerk	29,437.87	-	309,539.99	380,833.00	71,293.01	81.28%
FUND TOTAL	<u>\$ 29,437.87</u>	<u>\$ 6,680.13</u>	<u>\$ 642,155.86</u>	<u>\$ 1,774,341.00</u>	<u>\$ 1,132,185.14</u>	<u>36.19%</u>
DISTRICT COURT RECORD TECHNOLOGY FUND (21500)						
District Clerk	43,373.33	-	504,703.66	951,267.00	446,563.34	53.06%
FUND TOTAL	<u>\$ 43,373.33</u>	<u>\$ -</u>	<u>\$ 504,703.66</u>	<u>\$ 951,267.00</u>	<u>\$ 446,563.34</u>	<u>53.06%</u>
COURTHOUSE SECURITY FUND (22100)						
Non-Departmental	58,023.04	-	545,539.77	580,000.00	34,460.23	94.06%
FUND TOTAL	<u>\$ 58,023.04</u>	<u>\$ -</u>	<u>\$ 545,539.77</u>	<u>\$ 580,000.00</u>	<u>\$ 34,460.23</u>	<u>94.06%</u>
CONSUMER HEALTH (22300)						
Public Health	92,735.84	3,322.20	1,061,592.96	1,531,224.00	469,631.04	69.33%
FUND TOTAL	<u>\$ 92,735.84</u>	<u>\$ 3,322.20</u>	<u>\$ 1,061,592.96</u>	<u>\$ 1,531,224.00</u>	<u>\$ 469,631.04</u>	<u>69.33%</u>
JUVENILE DELINQUENCY PREVENTION (22400)						
Facilities	-	-	-	2,564.00	2,564.00	0.00%
FUND TOTAL	<u>\$ -</u>	<u>\$ -</u>	<u>\$ -</u>	<u>\$ 2,564.00</u>	<u>\$ 2,564.00</u>	<u>0.00%</u>
ADRS (22500)						
Non-Departmental	37,859.70	-	379,073.14	1,203,701.00	824,627.86	31.49%
FUND TOTAL	<u>\$ 37,859.70</u>	<u>\$ -</u>	<u>\$ 379,073.14</u>	<u>\$ 1,203,701.00</u>	<u>\$ 824,627.86</u>	<u>31.49%</u>
PROBATE CONTRIBUTIONS FUND (22600)						
Probate Court 1	4,449.79	-	53,065.72	314,026.00	260,960.28	16.90%
Probate Court 2	4,229.70	-	48,172.55	219,493.00	171,320.45	21.95%
FUND TOTAL	<u>\$ 8,679.49</u>	<u>\$ -</u>	<u>\$ 101,238.27</u>	<u>\$ 533,519.00</u>	<u>\$ 432,280.73</u>	<u>18.98%</u>

**TARRANT COUNTY, TEXAS
BUDGET REPORT
FOR THE ELEVEN (11) MONTHS ENDED 8/31/2019**

	CURRENT MONTH EXPENDITURES	ENCUMBRANCES AND COMMITMENTS	TOTAL EXPENDITURES ENCUMBRANCES & COMMITMENTS	TOTAL BUDGET	UNEXPENDED BUDGET	% BUDGET USED
JUSTICE COURT TECHNOLOGY (22700)						
Information Technology	-	-	-	201,818.00	201,818.00	0.00%
FUND TOTAL	<u>\$ -</u>	<u>\$ -</u>	<u>\$ -</u>	<u>\$ 201,818.00</u>	<u>\$ 201,818.00</u>	<u>0.00%</u>
JUSTICE COURT BLDG SECURITY (22800)						
Non-Departmental	-	-	6,105.23	6,500.00	394.77	93.93%
FUND TOTAL	<u>\$ -</u>	<u>\$ -</u>	<u>\$ 6,105.23</u>	<u>\$ 6,500.00</u>	<u>\$ 394.77</u>	<u>93.93%</u>
CHILD ABUSE PREVENTION (22900)						
Non-Departmental	-	-	-	80,000.00	80,000.00	0.00%
FUND TOTAL	<u>\$ -</u>	<u>\$ -</u>	<u>\$ -</u>	<u>\$ 80,000.00</u>	<u>\$ 80,000.00</u>	<u>0.00%</u>
FAMILY PROTECTION (23000)						
Non-Departmental	-	-	-	126,738.00	126,738.00	0.00%
323RD District Court	17,161.00	-	159,449.00	159,449.00	-	100.00%
FUND TOTAL	<u>\$ 17,161.00</u>	<u>\$ -</u>	<u>\$ 159,449.00</u>	<u>\$ 286,187.00</u>	<u>\$ 126,738.00</u>	<u>55.71%</u>
GUARDIANSHIP (23100)						
Non-Departmental	-	-	100,000.00	195,263.00	95,263.00	51.21%
FUND TOTAL	<u>\$ -</u>	<u>\$ -</u>	<u>\$ 100,000.00</u>	<u>\$ 195,263.00</u>	<u>\$ 95,263.00</u>	<u>51.21%</u>
DRUG & ALCOHOL COURT (23200)						
Community Supervision	6,536.13	-	71,668.20	90,000.00	18,331.80	79.63%
323RD District Court	17,161.00	34,322.00	51,483.00	200,000.00	148,517.00	25.74%
Criminal Court Administration	7,110.10	-	74,943.75	243,022.00	168,078.25	30.84%
FUND TOTAL	<u>\$ 30,807.23</u>	<u>\$ 34,322.00</u>	<u>\$ 198,094.95</u>	<u>\$ 533,022.00</u>	<u>\$ 334,927.05</u>	<u>37.16%</u>
COUNTY & DISTRICT COURT TECHNOLOGY FUND (23300)						
Information Technology	-	-	1,508.14	167,465.00	165,956.86	0.90%
FUND TOTAL	<u>\$ -</u>	<u>\$ -</u>	<u>\$ 1,508.14</u>	<u>\$ 167,465.00</u>	<u>\$ 165,956.86</u>	<u>0.90%</u>
LAW LIBRARY (24100)						
Law Library	89,088.69	147,665.15	1,042,670.76	1,689,195.00	646,524.24	61.73%
Judicial Law Library	15,034.88	24,768.83	128,900.28	175,000.00	46,099.72	73.66%
FUND TOTAL	<u>\$ 104,123.57</u>	<u>\$ 172,433.98</u>	<u>\$ 1,171,571.04</u>	<u>\$ 1,864,195.00</u>	<u>\$ 692,623.96</u>	<u>62.85%</u>
EDUCATION FUND (24200)						
Sheriff	1,355.00	-	58,505.29	129,040.00	70,534.71	45.34%
Sheriff - Confinement	-	-	9,354.07	40,532.00	31,177.93	23.08%
Constable Precinct 1	-	-	2,822.62	3,496.00	673.38	80.74%
Constable Precinct 2	-	-	-	5,965.00	5,965.00	0.00%
Constable Precinct 3	174.00	-	5,464.42	5,647.00	182.58	96.77%
Constable Precinct 4	-	-	2,461.32	11,235.00	8,773.68	21.91%
Constable Precinct 5	-	-	-	5,814.00	5,814.00	0.00%
Constable Precinct 6	-	-	-	8,024.00	8,024.00	0.00%
Constable Precinct 7	-	-	804.70	7,811.00	7,006.30	10.30%
Constable Precinct 8	-	-	2,578.40	3,275.00	696.60	78.73%
Fire Marshal	-	-	937.40	1,121.00	183.60	83.62%

**TARRANT COUNTY, TEXAS
BUDGET REPORT
FOR THE ELEVEN (11) MONTHS ENDED 8/31/2019**

	CURRENT MONTH EXPENDITURES	ENCUMBRANCES AND COMMITMENTS	TOTAL EXPENDITURES ENCUMBRANCES & COMMITMENTS	TOTAL BUDGET	UNEXPENDED BUDGET	% BUDGET USED
EDUCATION FUND (24200) (cont'd)						
Probate Court 1	-	-	7,448.28	42,411.00	34,962.72	17.56%
Probate Court 2	475.00	-	9,695.07	39,227.00	29,531.93	24.72%
District Attorney	-	-	4,380.74	4,405.00	24.26	99.45%
FUND TOTAL	\$ 2,004.00	\$ -	\$ 104,452.31	\$ 308,003.00	\$ 203,550.69	33.91%
APPELLATE JUDICIAL SYSTEM (24300)						
Appeals Court	13,657.45	-	155,129.92	190,525.00	35,395.08	81.42%
FUND TOTAL	\$ 13,657.45	\$ -	\$ 155,129.92	\$ 190,525.00	\$ 35,395.08	81.42%
VEHICLE INVENTORY TAX (25100)						
Tax Assessor / Collector	6,527.32	6,572.67	149,574.73	1,592,214.00	1,442,639.27	9.39%
FUND TOTAL	\$ 6,527.32	\$ 6,572.67	\$ 149,574.73	\$ 1,592,214.00	\$ 1,442,639.27	9.39%
NON-DEBT CAPITAL (45100)						
County Administrator	-	629.80	26,003.77	28,185.00	2,181.23	92.26%
Non-Departmental	-	-	5,276.50	8,066,369.00	8,061,092.50	0.07%
Auditor	-	-	1,040.50	9,290.00	8,249.50	11.20%
Tax Assessor / Collector	1,631.48	-	49,544.29	65,760.00	16,215.71	75.34%
Elections Administration	-	10,153,297.00	10,153,742.50	10,154,450.00	707.50	99.99%
Information Technology	425,843.25	1,616,321.19	10,359,808.48	18,222,208.00	7,862,399.52	56.85%
Human Resources	-	364.49	3,611.04	4,427.00	815.96	81.57%
Purchasing	-	-	-	1,249.00	1,249.00	0.00%
Facilities	9,214.08	156,405.77	424,551.42	816,628.00	392,076.58	51.99%
Sheriff	63,930.25	69,731.79	231,439.87	232,460.00	1,020.13	99.56%
Sheriff - Confinement	95.71	10,027.86	36,688.43	36,790.00	101.57	99.72%
Constable Precinct 2	5,354.98	-	5,354.98	5,780.00	425.02	92.65%
Constable Precinct 8	-	-	-	7,000.00	7,000.00	0.00%
Medical Examiner	-	492,000.00	670,512.32	670,730.00	217.68	99.97%
Fire Marshal	-	288.60	2,605.76	3,152.00	546.24	82.67%
Community Supervision	355.50	2,062.55	11,108.26	11,300.00	191.74	98.30%
Juvenile Services	5,606.00	-	17,695.79	17,923.00	227.21	98.73%
Buildings	275,262.71	4,080,046.15	7,143,027.40	36,180,293.00	29,037,265.60	19.74%
Criminal District Court 1	-	-	-	500.00	500.00	0.00%
Criminal District Court 2	-	-	589.26	600.00	10.74	98.21%
213TH District Court	-	-	412.78	1,755.00	1,342.22	23.52%
371ST District Court	-	362.16	1,105.39	1,150.00	44.61	96.12%
396TH District Court	-	560.00	2,140.99	2,309.00	168.01	92.72%
Magistrate Court	-	-	3,417.00	3,417.00	-	100.00%
233RD District Court	-	-	3,690.00	4,290.00	600.00	86.01%
323RD District Court	-	-	1,360.00	1,360.00	-	100.00%
325TH District Court	-	-	3,383.00	3,383.00	-	100.00%
Criminal Court Administration	-	41,037.04	51,125.92	52,300.00	1,174.08	97.76%
County Court at Law #1	730.00	-	730.00	730.00	-	100.00%
County Criminal Court 2	-	369.10	1,275.74	1,500.00	224.26	85.05%
County Criminal Court 9	-	-	-	1,000.00	1,000.00	0.00%
Probate Court 1	-	-	-	4,575.00	4,575.00	0.00%
Probate Court 2	294.08	502.54	1,286.58	1,400.00	113.42	91.90%
Justice of the Peace Pct 1	-	495.00	495.00	495.00	-	100.00%
Justice of the Peace Pct 2	-	-	1,210.40	1,230.00	19.60	98.41%
Justice of the Peace Pct 4	-	633.00	633.00	1,200.00	567.00	52.75%
Justice of the Peace Pct 5	-	-	4,294.27	7,525.00	3,230.73	57.07%
Justice of the Peace Pct 6	-	513.00	1,688.52	2,430.00	741.48	69.49%
Justice of the Peace Pct 7	-	-	3,303.38	4,892.00	1,588.62	67.53%
District Clerk	355.50	-	19,488.33	24,058.00	4,569.67	81.01%
County Clerk	899.90	2,741.53	12,851.73	71,741.00	58,889.27	17.91%
Domestic Relations	533.64	426.35	4,547.61	5,106.00	558.39	89.06%
Jury Services	-	38,572.50	38,572.50	42,865.00	4,292.50	89.99%
Courts / Judiciary	-	-	-	22,092.00	22,092.00	0.00%
Human Services	-	355.50	1,066.50	1,072.00	5.50	99.49%
Texas AgriLife Extension	-	-	876.96	1,500.00	623.04	58.46%
Veterans Services	-	-	1,204.63	1,944.00	739.37	61.97%

**TARRANT COUNTY, TEXAS
BUDGET REPORT
FOR THE ELEVEN (11) MONTHS ENDED 8/31/2019**

	CURRENT MONTH EXPENDITURES	ENCUMBRANCES AND COMMITMENTS	TOTAL EXPENDITURES ENCUMBRANCES & COMMITMENTS	TOTAL BUDGET	UNEXPENDED BUDGET	% BUDGET USED
NON-DEBT CAPITAL (45100) (cont'd)						
Commissioner Precinct 1	953.56	407,309.87	845,093.11	3,165,065.00	2,319,971.89	26.70%
Commissioner Precinct 2	-	252,357.51	587,845.56	878,922.00	291,076.44	66.88%
Commissioner Precinct 3	354,420.16	210.99	525,364.03	973,181.00	447,816.97	53.98%
Commissioner Precinct 4	-	11,958.37	254,050.78	529,355.00	275,304.22	47.99%
Transportation	118,501.09	678,459.28	1,979,868.77	2,004,510.00	24,641.23	98.77%
FUND TOTAL	<u>\$ 1,263,981.89</u>	<u>\$ 18,018,038.94</u>	<u>\$ 33,494,983.05</u>	<u>\$ 82,353,446.00</u>	<u>\$ 48,858,462.95</u>	<u>40.67%</u>
2006 BOND ELECTION-BUILDINGS (47600)						
Non-Departmental Buildings	-	-	864.00	617,943.00	617,079.00	0.14%
	79,798.37	1,992,493.00	2,113,380.69	37,001,166.00	34,887,785.31	5.71%
FUND TOTAL	<u>\$ 79,798.37</u>	<u>\$ 1,992,493.00</u>	<u>\$ 2,114,244.69</u>	<u>\$ 37,619,109.00</u>	<u>\$ 35,504,864.31</u>	<u>5.62%</u>
2006 BOND ELECTION-TRANSPORTATION (47700)						
Non-Departmental Right of Way Transportation	-	-	1,974.50	2,026,660.00	2,024,685.50	0.10%
	-	-	550,000.00	550,000.00	-	100.00%
	-	7,970,504.39	8,345,180.88	33,443,445.00	25,098,264.12	24.95%
FUND TOTAL	<u>\$ -</u>	<u>\$ 7,970,504.39</u>	<u>\$ 8,897,155.38</u>	<u>\$ 36,020,105.00</u>	<u>\$ 27,122,949.62</u>	<u>24.70%</u>
RESOURCE CONNECTION (51100)						
Non-Departmental Resource Connection	-	-	340,000.00	680,247.00	340,247.00	49.98%
	239,124.79	177,274.71	2,720,440.04	3,658,495.00	938,054.96	74.36%
FUND TOTAL	<u>\$ 239,124.79</u>	<u>\$ 177,274.71</u>	<u>\$ 3,060,440.04</u>	<u>\$ 4,338,742.00</u>	<u>\$ 1,278,301.96</u>	<u>70.54%</u>
OIL & GAS ROYALTY (51200)						
Resource Connection	-	71,203.00	78,511.00	1,397,333.00	1,318,822.00	5.62%
FUND TOTAL	<u>\$ -</u>	<u>\$ 71,203.00</u>	<u>\$ 78,511.00</u>	<u>\$ 1,397,333.00</u>	<u>\$ 1,318,822.00</u>	<u>5.62%</u>
SELF INSURANCE (61500)						
Self Insurance	44,038.29	78,360.95	283,307.70	1,745,482.00	1,462,174.30	16.23%
FUND TOTAL	<u>\$ 44,038.29</u>	<u>\$ 78,360.95</u>	<u>\$ 283,307.70</u>	<u>\$ 1,745,482.00</u>	<u>\$ 1,462,174.30</u>	<u>16.23%</u>
WORKERS COMPENSATION (61900)						
Self Insurance	204,575.57	-	2,278,950.39	4,733,937.00	2,454,986.61	48.14%
FUND TOTAL	<u>\$ 204,575.57</u>	<u>\$ -</u>	<u>\$ 2,278,950.39</u>	<u>\$ 4,733,937.00</u>	<u>\$ 2,454,986.61</u>	<u>48.14%</u>
COUNTY CLERK PROFESSIONAL LIABILITY (62100)						
County Clerk	-	-	-	704,300.00	704,300.00	0.00%
FUND TOTAL	<u>\$ -</u>	<u>\$ -</u>	<u>\$ -</u>	<u>\$ 704,300.00</u>	<u>\$ 704,300.00</u>	<u>0.00%</u>
DISTRICT CLERK PROFESSIONAL LIABILITY (62200)						
District Clerk	-	5,000.00	5,000.00	556,500.00	551,500.00	0.90%
FUND TOTAL	<u>\$ -</u>	<u>\$ 5,000.00</u>	<u>\$ 5,000.00</u>	<u>\$ 556,500.00</u>	<u>\$ 551,500.00</u>	<u>0.90%</u>

**TARRANT COUNTY, TEXAS
BUDGET REPORT
FOR THE ELEVEN (11) MONTHS ENDED 8/31/2019**

	CURRENT MONTH EXPENDITURES	ENCUMBRANCES AND COMMITMENTS	TOTAL EXPENDITURES ENCUMBRANCES & COMMITMENTS	TOTAL BUDGET	UNEXPENDED BUDGET	% BUDGET USED
EMPLOYEE INSURANCE (65100)						
Non-Departmental	100,654.00	-	607,799.37	18,655,000.00	18,047,200.63	3.26%
Self Insurance	6,736,055.97	-	76,976,900.18	83,402,273.00	6,425,372.82	92.30%
FUND TOTAL	<u>\$ 6,836,709.97</u>	<u>\$ -</u>	<u>\$ 77,584,699.55</u>	<u>\$ 102,057,273.00</u>	<u>\$ 24,472,573.45</u>	<u>76.02%</u>
DISTRICT ATTORNEY RESTITUTION COLLECTION FEE (D6200)						
District Attorney	-	-	613.38	31,536.00	30,922.62	1.95%
FUND TOTAL	<u>\$ -</u>	<u>\$ -</u>	<u>\$ 613.38</u>	<u>\$ 31,536.00</u>	<u>\$ 30,922.62</u>	<u>1.95%</u>
CRIMINAL DISTRICT ATTORNEY STATE FORFEITURE (D8700)						
District Attorney	19,210.26	9,619.16	211,619.14	1,127,391.00	915,771.86	18.77%
FUND TOTAL	<u>\$ 19,210.26</u>	<u>\$ 9,619.16</u>	<u>\$ 211,619.14</u>	<u>\$ 1,127,391.00</u>	<u>\$ 915,771.86</u>	<u>18.77%</u>
CRIMINAL DISTRICT ATTORNEY FEDERAL FORFEITURE JUSTICE (D8800)						
District Attorney	-	-	11,415.20	89,574.00	78,158.80	12.74%
FUND TOTAL	<u>\$ -</u>	<u>\$ -</u>	<u>\$ 11,415.20</u>	<u>\$ 89,574.00</u>	<u>\$ 78,158.80</u>	<u>12.74%</u>
CRIMINAL DISTRICT ATTORNEY FEDERAL FORFEITURE TREASURY (D8900)						
District Attorney	-	-	4,874.49	13,656.00	8,781.51	35.69%
FUND TOTAL	<u>\$ -</u>	<u>\$ -</u>	<u>\$ 4,874.49</u>	<u>\$ 13,656.00</u>	<u>\$ 8,781.51</u>	<u>35.69%</u>
8TH ADMIN JUDICIAL REGION (G1100)						
8th Admin Judicial Region	10,697.92	-	108,660.20	118,000.00	9,339.80	92.08%
FUND TOTAL	<u>\$ 10,697.92</u>	<u>\$ -</u>	<u>\$ 108,660.20</u>	<u>\$ 118,000.00</u>	<u>\$ 9,339.80</u>	<u>92.08%</u>
SHERIFFS INMATE COMMISSARY (S8700)						
Sheriff - Confinement	153,846.56	232,646.53	2,267,594.79	5,113,126.00	2,845,531.21	44.35%
FUND TOTAL	<u>\$ 153,846.56</u>	<u>\$ 232,646.53</u>	<u>\$ 2,267,594.79</u>	<u>\$ 5,113,126.00</u>	<u>\$ 2,845,531.21</u>	<u>44.35%</u>
COMBINED NARCOTICS ENFORCEMENT TEAM (S9300)						
Sheriff	34,123.87	48,411.51	279,605.14	380,206.00	100,600.86	73.54%
FUND TOTAL	<u>\$ 34,123.87</u>	<u>\$ 48,411.51</u>	<u>\$ 279,605.14</u>	<u>\$ 380,206.00</u>	<u>\$ 100,600.86</u>	<u>73.54%</u>
SHERIFF FEDERAL FORFEITURE-TREASURY (S9500)						
Sheriff	-	1,563.39	84,317.86	203,114.00	118,796.14	41.51%
FUND TOTAL	<u>\$ -</u>	<u>\$ 1,563.39</u>	<u>\$ 84,317.86</u>	<u>\$ 203,114.00</u>	<u>\$ 118,796.14</u>	<u>41.51%</u>
SHERIFF DRUG FORFEITURE-NON DEA (S9600)						
Sheriff	3,711.50	7,280.00	59,938.10	115,029.00	55,090.90	52.11%
FUND TOTAL	<u>\$ 3,711.50</u>	<u>\$ 7,280.00</u>	<u>\$ 59,938.10</u>	<u>\$ 115,029.00</u>	<u>\$ 55,090.90</u>	<u>52.11%</u>

**TARRANT COUNTY, TEXAS
BUDGET REPORT
FOR THE ELEVEN (11) MONTHS ENDED 8/31/2019**

	<u>CURRENT MONTH EXPENDITURES</u>	<u>ENCUMBRANCES AND COMMITMENTS</u>	<u>TOTAL EXPENDITURES ENCUMBRANCES & COMMITMENTS</u>	<u>TOTAL BUDGET</u>	<u>UNEXPENDED BUDGET</u>	<u>% BUDGET USED</u>
SHERIFF FEDERAL FORFEITURE-JUSTICE (S9700)						
Sheriff	6,080.60	-	82,381.08	157,989.00	75,607.92	52.14%
FUND TOTAL	<u>\$ 6,080.60</u>	<u>\$ -</u>	<u>\$ 82,381.08</u>	<u>\$ 157,989.00</u>	<u>\$ 75,607.92</u>	<u>52.14%</u>
PUBLIC HEALTH (T0400)						
T0400-2019 Public Health						
Buildings	9,450.54	129.00	106,406.39	160,193.00	53,786.61	66.42%
Public Health	1,094,529.56	207,376.36	11,032,032.91	13,969,820.00	2,937,787.09	78.97%
T0410-2019 Public Health - Cash Match						
Public Health	41,986.11	-	384,977.82	482,568.00	97,590.18	79.78%
T0420-2019 Public Health-Op Sub						
Public Health	138,162.21	-	513,062.29	1,270,000.00	756,937.71	40.40%
T0450-2019 Public Health 1115 Wavier						
Non-Departmental	-	-	549,000.00	11,727,997.00	11,178,997.00	4.68%
Public Health	288,104.15	83,281.96	8,902,253.32	11,219,728.00	2,317,474.68	79.34%
FUND TOTAL	<u>\$ 1,572,232.57</u>	<u>\$ 290,787.32</u>	<u>\$ 21,487,732.73</u>	<u>\$ 38,830,306.00</u>	<u>\$ 17,342,573.27</u>	<u>55.34%</u>
SECTION 125 FORFEITURES (T0500)						
Self Insurance	1,113.45	45,006.91	89,256.19	1,192,256.00	1,102,999.81	7.49%
FUND TOTAL	<u>\$ 1,113.45</u>	<u>\$ 45,006.91</u>	<u>\$ 89,256.19</u>	<u>\$ 1,192,256.00</u>	<u>\$ 1,102,999.81</u>	<u>7.49%</u>
CHILDREN'S HOME FUND (T0600)						
Juvenile Services	-	-	500.00	69,034.00	68,534.00	0.72%
FUND TOTAL	<u>\$ -</u>	<u>\$ -</u>	<u>\$ 500.00</u>	<u>\$ 69,034.00</u>	<u>\$ 68,534.00</u>	<u>0.72%</u>
BAIL BOND BOARD (T0700)						
Non-Departmental	1,420.00	-	10,552.50	25,650.00	15,097.50	41.14%
FUND TOTAL	<u>\$ 1,420.00</u>	<u>\$ -</u>	<u>\$ 10,552.50</u>	<u>\$ 25,650.00</u>	<u>\$ 15,097.50</u>	<u>41.14%</u>
TDRPS - TITLE IVE (T0800)						
Child Protective Services	12,505.45	939.65	55,272.16	120,255.00	64,982.84	45.96%
FUND TOTAL	<u>\$ 12,505.45</u>	<u>\$ 939.65</u>	<u>\$ 55,272.16</u>	<u>\$ 120,255.00</u>	<u>\$ 64,982.84</u>	<u>45.96%</u>
CONSTABLE FORFEITURE (T0900)						
Constable Precinct 7	-	-	6,484.20	19,618.00	13,133.80	33.05%
FUND TOTAL	<u>\$ -</u>	<u>\$ -</u>	<u>\$ 6,484.20</u>	<u>\$ 19,618.00</u>	<u>\$ 13,133.80</u>	<u>33.05%</u>
CONSTABLE FORFEITURE - FEDERAL (T0970)						
Constable Precinct 7	-	-	-	557.00	557.00	0.00%
FUND TOTAL	<u>\$ -</u>	<u>\$ -</u>	<u>\$ -</u>	<u>\$ 557.00</u>	<u>\$ 557.00</u>	<u>0.00%</u>
JUVENILE PROBATION DISTRICT (T1000)						
Juvenile Services	1,100.00	-	13,450.79	225,761.00	212,310.21	5.96%
FUND TOTAL	<u>\$ 1,100.00</u>	<u>\$ -</u>	<u>\$ 13,450.79</u>	<u>\$ 225,761.00</u>	<u>\$ 212,310.21</u>	<u>5.96%</u>

**TARRANT COUNTY, TEXAS
BUDGET REPORT
FOR THE ELEVEN (11) MONTHS ENDED 8/31/2019**

	<u>CURRENT MONTH EXPENDITURES</u>	<u>ENCUMBRANCES AND COMMITMENTS</u>	<u>TOTAL EXPENDITURES ENCUMBRANCES & COMMITMENTS</u>	<u>TOTAL BUDGET</u>	<u>UNEXPENDED BUDGET</u>	<u>% BUDGET USED</u>
UNCLAIMED JUVENILE RESTITUTION (T1100)						
Juvenile Services	-	-	22.47	11,001.00	10,978.53	0.20%
FUND TOTAL	<u>\$ -</u>	<u>\$ -</u>	<u>\$ 22.47</u>	<u>\$ 11,001.00</u>	<u>\$ 10,978.53</u>	<u>0.20%</u>
DEFERRED PROSECUTION (T1300)						
District Attorney	5,055.00	-	43,822.53	63,500.00	19,677.47	69.01%
FUND TOTAL	<u>\$ 5,055.00</u>	<u>\$ -</u>	<u>\$ 43,822.53</u>	<u>\$ 63,500.00</u>	<u>\$ 19,677.47</u>	<u>69.01%</u>
HISTORICAL COMMISSION (T2000)						
Historical Commission	-	-	1,718.89	5,942.00	4,223.11	28.93%
FUND TOTAL	<u>\$ -</u>	<u>\$ -</u>	<u>\$ 1,718.89</u>	<u>\$ 5,942.00</u>	<u>\$ 4,223.11</u>	<u>28.93%</u>
HISTORICAL COMMISSION ARCHIVES (T2100)						
Historical Commission	-	-	-	12,970.00	12,970.00	0.00%
FUND TOTAL	<u>\$ -</u>	<u>\$ -</u>	<u>\$ -</u>	<u>\$ 12,970.00</u>	<u>\$ 12,970.00</u>	<u>0.00%</u>
CEMETERY FUND (T2300)						
Historical Commission	-	-	-	26,552.00	26,552.00	0.00%
FUND TOTAL	<u>\$ -</u>	<u>\$ -</u>	<u>\$ -</u>	<u>\$ 26,552.00</u>	<u>\$ 26,552.00</u>	<u>0.00%</u>
FIRE MARSHAL CODE (T2900)						
Fire Marshal	500.00	11,199.66	13,956.04	78,889.00	64,932.96	17.69%
FUND TOTAL	<u>\$ 500.00</u>	<u>\$ 11,199.66</u>	<u>\$ 13,956.04</u>	<u>\$ 78,889.00</u>	<u>\$ 64,932.96</u>	<u>17.69%</u>
DISTRICT ATTORNEY JPS CONTRACT (T3000)						
District Attorney	38,588.12	-	384,681.12	472,879.00	88,197.88	81.35%
FUND TOTAL	<u>\$ 38,588.12</u>	<u>\$ -</u>	<u>\$ 384,681.12</u>	<u>\$ 472,879.00</u>	<u>\$ 88,197.88</u>	<u>81.35%</u>
EMERGENCY SERVICES DISTRICT (T3100)						
Fire Marshal	7,364.01	-	78,059.25	90,000.00	11,940.75	86.73%
FUND TOTAL	<u>\$ 7,364.01</u>	<u>\$ -</u>	<u>\$ 78,059.25</u>	<u>\$ 90,000.00</u>	<u>\$ 11,940.75</u>	<u>86.73%</u>
CSCD BOND SUPERVISION UNIT (T3300)						
Community Supervision	179,758.01	486.47	1,233,229.38	3,390,307.00	2,157,077.62	36.38%
FUND TOTAL	<u>\$ 179,758.01</u>	<u>\$ 486.47</u>	<u>\$ 1,233,229.38</u>	<u>\$ 3,390,307.00</u>	<u>\$ 2,157,077.62</u>	<u>36.38%</u>
CRIMINAL COURTS DRUG PROGRAM (T3400)						
Criminal Court Administration	16,825.37	9,374.00	197,468.10	487,762.00	290,293.90	40.48%
FUND TOTAL	<u>\$ 16,825.37</u>	<u>\$ 9,374.00</u>	<u>\$ 197,468.10</u>	<u>\$ 487,762.00</u>	<u>\$ 290,293.90</u>	<u>40.48%</u>
MEDICAL EXAMINER CONFERENCE (T3700)						
Medical Examiner	-	20,411.14	20,986.58	50,265.00	29,278.42	41.75%
FUND TOTAL	<u>\$ -</u>	<u>\$ 20,411.14</u>	<u>\$ 20,986.58</u>	<u>\$ 50,265.00</u>	<u>\$ 29,278.42</u>	<u>41.75%</u>

**TARRANT COUNTY, TEXAS
BUDGET REPORT
FOR THE ELEVEN (11) MONTHS ENDED 8/31/2019**

	<u>CURRENT MONTH EXPENDITURES</u>	<u>ENCUMBRANCES AND COMMITMENTS</u>	<u>TOTAL EXPENDITURES ENCUMBRANCES & COMMITMENTS</u>	<u>TOTAL BUDGET</u>	<u>UNEXPENDED BUDGET</u>	<u>% BUDGET USED</u>
PMC INSURED - 340B (T4100)						
Public Health	205,153.70	2,941,410.11	9,066,246.09	10,311,945.00	1,245,698.91	87.92%
FUND TOTAL	<u>\$ 205,153.70</u>	<u>\$ 2,941,410.11</u>	<u>\$ 9,066,246.09</u>	<u>\$ 10,311,945.00</u>	<u>\$ 1,245,698.91</u>	<u>87.92%</u>
MISCELLANEOUS DONATIONS - JUVENILE PROBATION (T5200)						
Juvenile Services	847.27	-	4,306.23	26,999.00	22,692.77	15.95%
FUND TOTAL	<u>\$ 847.27</u>	<u>\$ -</u>	<u>\$ 4,306.23</u>	<u>\$ 26,999.00</u>	<u>\$ 22,692.77</u>	<u>15.95%</u>
DONATIONS EMERGENCY MANAGEMENT (T5350)						
County Administrator	\$ -	-	103.92	4,720.00	4,616.08	2.20%
FUND TOTAL	<u>\$ -</u>	<u>\$ -</u>	<u>\$ 103.92</u>	<u>\$ 4,720.00</u>	<u>\$ 4,616.08</u>	<u>2.20%</u>
MISCELLANEOUS DONATIONS - HUMAN SERVICES (T5600)						
Human Services	7,792.18	-	89,726.04	153,604.00	63,877.96	58.41%
FUND TOTAL	<u>\$ 7,792.18</u>	<u>\$ -</u>	<u>\$ 89,726.04</u>	<u>\$ 153,604.00</u>	<u>\$ 63,877.96</u>	<u>58.41%</u>
MISCELLANEOUS DONATIONS - HUMAN SERVICES-RELIANT (T5640)						
Human Services	3,251.06	-	24,458.42	33,992.00	9,533.58	71.95%
FUND TOTAL	<u>\$ 3,251.06</u>	<u>\$ -</u>	<u>\$ 24,458.42</u>	<u>\$ 33,992.00</u>	<u>\$ 9,533.58</u>	<u>71.95%</u>
MISCELLANEOUS DONATIONS - HUMAN SERVICES-CIRRO (T5642)						
Human Services	-	-	581.40	1,600.00	1,018.60	36.34%
FUND TOTAL	<u>\$ -</u>	<u>\$ -</u>	<u>\$ 581.40</u>	<u>\$ 1,600.00</u>	<u>\$ 1,018.60</u>	<u>36.34%</u>
HUMAN SERVICES-STREAM (T5644)						
Human Services	-	-	145.34	179.00	33.66	81.20%
FUND TOTAL	<u>\$ -</u>	<u>\$ -</u>	<u>\$ 145.34</u>	<u>\$ 179.00</u>	<u>\$ 33.66</u>	<u>81.20%</u>
HUMAN SERVICES-DIRECT ENERGY (T5646)						
Human Services	1,635.81	-	14,330.33	18,559.00	4,228.67	77.21%
FUND TOTAL	<u>\$ 1,635.81</u>	<u>\$ -</u>	<u>\$ 14,330.33</u>	<u>\$ 18,559.00</u>	<u>\$ 4,228.67</u>	<u>77.21%</u>
MISCELLANEOUS DONATIONS - CPS (T5700)						
Child Protective Services	27,315.50	1,467.96	66,054.38	80,887.00	14,832.62	81.66%
FUND TOTAL	<u>\$ 27,315.50</u>	<u>\$ 1,467.96</u>	<u>\$ 66,054.38</u>	<u>\$ 80,887.00</u>	<u>\$ 14,832.62</u>	<u>81.66%</u>
MISCELLANEOUS DONATIONS - HEALTH DEPT (T5800)						
Public Health	1,230.63	-	27,623.61	32,231.00	4,607.39	85.71%
FUND TOTAL	<u>\$ 1,230.63</u>	<u>\$ -</u>	<u>\$ 27,623.61</u>	<u>\$ 32,231.00</u>	<u>\$ 4,607.39</u>	<u>85.71%</u>

**TARRANT COUNTY, TEXAS
BUDGET REPORT
FOR THE ELEVEN (11) MONTHS ENDED 8/31/2019**

	<u>CURRENT MONTH EXPENDITURES</u>	<u>ENCUMBRANCES AND COMMITMENTS</u>	<u>TOTAL EXPENDITURES ENCUMBRANCES & COMMITMENTS</u>	<u>TOTAL BUDGET</u>	<u>UNEXPENDED BUDGET</u>	<u>% BUDGET USED</u>
MISCELLANEOUS DONATIONS - VETERAN COURT PROGRAM (T5960)						
Veterans Diversion Court	-	2,150.00	2,150.00	42,207.00	40,057.00	5.09%
FUND TOTAL	<u>\$ -</u>	<u>\$ 2,150.00</u>	<u>\$ 2,150.00</u>	<u>\$ 42,207.00</u>	<u>\$ 40,057.00</u>	<u>5.09%</u>
MISCELLANEOUS DONATIONS - FAMILY COURT SERVICES (T6000)						
Information Technology	-	-	9,787.76	10,000.00	212.24	97.88%
Domestic Relations	-	-	3,082.19	6,601.00	3,518.81	46.69%
FUND TOTAL	<u>\$ -</u>	<u>\$ -</u>	<u>\$ 12,869.95</u>	<u>\$ 16,601.00</u>	<u>\$ 3,731.05</u>	<u>77.53%</u>
MISCELLANEOUS DONATIONS - CRCG (T6100)						
Public Assistance	1,784.86	-	31,709.89	49,726.00	18,016.11	63.77%
FUND TOTAL	<u>\$ 1,784.86</u>	<u>\$ -</u>	<u>\$ 31,709.89</u>	<u>\$ 49,726.00</u>	<u>\$ 18,016.11</u>	<u>63.77%</u>
MISCELLANEOUS DONATIONS - LAW ENFORCEMENT (T6300)						
Sheriff	-	-	-	500.00	500.00	0.00%
FUND TOTAL	<u>\$ -</u>	<u>\$ -</u>	<u>\$ -</u>	<u>\$ 500.00</u>	<u>\$ 500.00</u>	<u>0.00%</u>
ATTF RENTAL ASSOC DONATION (T6500)						
Sheriff	-	-	9.65	269.00	259.35	3.59%
FUND TOTAL	<u>\$ -</u>	<u>\$ -</u>	<u>\$ 9.65</u>	<u>\$ 269.00</u>	<u>\$ 259.35</u>	<u>3.59%</u>
SHERIFF'S EMPLOYEE RECOGNITION AND AWARD (T7000)						
Sheriff	-	-	-	402.00	402.00	0.00%
FUND TOTAL	<u>\$ -</u>	<u>\$ -</u>	<u>\$ -</u>	<u>\$ 402.00</u>	<u>\$ 402.00</u>	<u>0.00%</u>
CONTRACT ELECTIONS (T7100)						
Elections Administration	76,493.78	287,917.99	2,482,959.32	3,280,871.00	797,911.68	75.68%
FUND TOTAL	<u>\$ 76,493.78</u>	<u>\$ 287,917.99</u>	<u>\$ 2,482,959.32</u>	<u>\$ 3,280,871.00</u>	<u>\$ 797,911.68</u>	<u>75.68%</u>
ELECTIONS CHAPTER 19 (T7300)						
Elections Administration	994.68	68,273.00	484,945.61	495,795.00	10,849.39	97.81%
FUND TOTAL	<u>\$ 994.68</u>	<u>\$ 68,273.00</u>	<u>\$ 484,945.61</u>	<u>\$ 495,795.00</u>	<u>\$ 10,849.39</u>	<u>97.81%</u>

