


COUNTY AUDITOR

**TARRANT COUNTY FINANCIAL STATEMENTS
FOR THE MONTH OF JUNE 2019**



TARRANT COUNTY, TEXAS



TARRANT COUNTY

**TARRANT COUNTY ADMINISTRATION BUILDING - ROOM 506
100 E. WEATHERFORD
FORT WORTH, TEXAS 76196-0103
817/884-1205
Fax 817/884-1104**

**S. RENEE TIDWELL, CPA
COUNTY AUDITOR
rtidwell@tarrantcounty.com**

**CRAIG MAXWELL
FIRST ASSISTANT COUNTY AUDITOR
cmaxwell@tarrantcounty.com**

July 30, 2019

The Honorable District Judges
The Honorable Commissioners Court
Tarrant County, Texas

RE: County Auditor's June 2019 Financial Reports

I herewith submit the financial report of Tarrant County, Texas as of and for the nine months ending June 30, 2019.

If you have any questions concerning this report or the financial well-being of the County, please call.

Sincerely,


S. Renée Tidwell, CPA
County Auditor

**TARRANT COUNTY, TEXAS
COMBINED BALANCE SHEET
GOVERNMENTAL FUNDS
AS OF 6/30/2019**

| <u>COMBINED TOTAL</u> | | <u>GENERAL</u> | <u>ROAD & BRIDGE</u> | <u>DEBT SERVICE</u> |
|--------------------------------------|--|-------------------------|------------------------------|-------------------------|
| ASSETS | | | | |
| \$472,241,301.59 | CASH AND INVESTMENTS | \$191,896,590.72 | \$12,845,224.06 | \$33,343,538.80 |
| 11,239,301.49 | TAXES RECEIVABLE (NET) | 10,187,292.38 | 6,962.58 | 1,045,046.53 |
| 7,427,491.22 | OTHER RECEIVABLES (NET) | 4,028,180.15 | 55,077.82 | 191,175.60 |
| 3,609,604.46 | FEE OFFICE RECEIVABLE | 3,609,604.46 | 0.00 | 0.00 |
| 10,074,205.92 | DUE FROM OTHER FUNDS | 10,074,205.92 | 0.00 | 0.00 |
| 660,339.89 | ADVANCE TO ENTERPRISE FUND | 0.00 | 0.00 | 0.00 |
| <u>1,642,985.60</u> | PREPAID EXPENSES AND INVENTORY | <u>793,882.42</u> | <u>678,244.50</u> | <u>0.00</u> |
| <u>\$506,895,230.17</u> | TOTAL ASSETS | <u>\$220,589,756.05</u> | <u>\$13,585,508.96</u> | <u>\$34,579,760.93</u> |
| LIABILITIES | | | | |
| \$7,900,650.62 | ACCOUNTS PAYABLE | \$4,328,047.77 | \$290,315.65 | \$0.00 |
| 21,281,130.84 | OTHER LIABILITIES | 16,536,414.63 | 660,848.94 | 0.00 |
| 10,074,205.92 | DUE TO OTHER FUNDS | 0.00 | 0.00 | 0.00 |
| <u>2,149,011.84</u> | UNEARNED REVENUE | <u>0.00</u> | <u>0.00</u> | <u>0.00</u> |
| 41,404,999.22 | TOTAL LIABILITIES | 20,864,462.40 | 951,164.59 | 0.00 |
| DEFERRED INFLOWS OF RESOURCES | | | | |
| 11,239,301.49 | UNAVAILABLE REVENUE - PROPERTY TAXES | 10,187,292.38 | 6,962.58 | 1,045,046.53 |
| <u>3,609,604.46</u> | UNAVAILABLE REVENUE - FEE OFFICE | <u>3,609,604.46</u> | <u>0.00</u> | <u>0.00</u> |
| 14,848,905.95 | TOTAL DEFERRED INFLOWS OF RESOURCES | 13,796,896.84 | 6,962.58 | 1,045,046.53 |
| FUND BALANCES | | | | |
| <u>450,641,325.00</u> | FUND BALANCES | <u>185,928,396.81</u> | <u>12,627,381.79</u> | <u>33,534,714.40</u> |
| <u>450,641,325.00</u> | TOTAL FUND BALANCES | <u>185,928,396.81</u> | <u>12,627,381.79</u> | <u>33,534,714.40</u> |
| <u>\$506,895,230.17</u> | TOTAL LIABILITIES, DEFERRED INFLOWS OF RESOURCES, AND FUND BALANCES | <u>\$220,589,756.05</u> | <u>\$13,585,508.96</u> | <u>\$34,579,760.93</u> |

| <u>CAPITAL PROJECTS</u> | <u>GRANT FUNDS</u> | <u>OTHER GOVERNMENTAL FUNDS</u> |
|-----------------------------|------------------------|---|
| \$153,220,220.27 | \$11,361,821.80 | \$69,573,905.94 |
| 0.00 | 0.00 | 0.00 |
| 0.00 | 2,969,907.36 | 183,150.29 |
| 0.00 | 0.00 | 0.00 |
| 0.00 | 0.00 | 0.00 |
| 660,339.89 | 0.00 | 0.00 |
| 0.00 | 104,374.81 | 66,483.87 |
| <u>\$153,880,560.16</u> | <u>\$14,436,103.97</u> | <u>\$69,823,540.10</u> |
| | | |
| \$2,296,115.06 | \$566,918.58 | \$419,253.56 |
| 5,525.23 | 1,685,875.71 | 2,392,466.33 |
| 0.00 | 10,034,297.84 | 39,908.08 |
| 0.00 | 2,149,011.84 | 0.00 |
| <u>2,301,640.29</u> | <u>14,436,103.97</u> | <u>2,851,627.97</u> |
| | | |
| 0.00 | 0.00 | 0.00 |
| 0.00 | 0.00 | 0.00 |
| | | |
| 0.00 | 0.00 | 0.00 |
| | | |
| 151,578,919.87 | 0.00 | 66,971,912.13 |
| <u>151,578,919.87</u> | <u>0.00</u> | <u>66,971,912.13</u> |
| | | |
| <u>\$153,880,560.16</u> | <u>\$14,436,103.97</u> | <u>\$69,823,540.10</u> |

TARRANT COUNTY, TEXAS
COMBINED STATEMENT OF REVENUES AND EXPENDITURES
AND CHANGES IN FUND BALANCE
GOVERNMENTAL FUNDS
FOR THE NINE (9) MONTHS ENDED 6/30/2019

| <u>COMBINED TOTAL</u> | | <u>GENERAL</u> | <u>ROAD & BRIDGE</u> | <u>DEBT SERVICE</u> |
|---------------------------|--|-------------------------|------------------------------|-------------------------|
| | REVENUES: | | | |
| \$416,593,261.20 | TAXES, LICENSES AND PERMITS | \$380,516,463.27 | \$354.03 | \$35,885,391.22 |
| 82,709,785.90 | FEES OF OFFICE | 54,077,018.90 | 13,884,710.00 | 0.00 |
| 3,038,961.20 | FINES | 3,038,961.20 | 0.00 | 0.00 |
| 94,570,526.81 | INTERGOVERNMENTAL | 16,435,689.91 | 56,552.08 | 0.00 |
| 8,082,604.40 | INVESTMENT INCOME | 3,597,702.87 | 204,083.03 | 389,856.77 |
| 9,765,361.19 | MISCELLANEOUS | 5,291,283.74 | 216,941.64 | 0.00 |
| <u>614,760,500.70</u> | TOTAL REVENUES | <u>462,957,119.89</u> | <u>14,362,640.78</u> | <u>36,275,247.99</u> |
| | EXPENDITURES: | | | |
| | CURRENT: | | | |
| 99,536,626.92 | GENERAL GOVERNMENT | 91,540,538.51 | 2,971,233.59 | 0.00 |
| 111,736,574.21 | PUBLIC SAFETY | 106,073,419.05 | 0.00 | 0.00 |
| 136,827,299.62 | JUDICIAL | 126,801,815.47 | 0.00 | 0.00 |
| 71,840,013.52 | COMMUNITY SERVICES | 4,485,148.50 | 0.00 | 0.00 |
| 16,426,629.94 | TRANSPORTATION | 0.00 | 16,426,629.94 | 0.00 |
| 23,392,654.45 | CAPITAL/CONSTRUCTION | 12,987.56 | 0.00 | 0.00 |
| 4,581,784.50 | DEBT SERVICE | 0.00 | 0.00 | 4,581,784.50 |
| <u>464,341,583.16</u> | TOTAL EXPENDITURES | <u>328,913,909.09</u> | <u>19,397,863.53</u> | <u>4,581,784.50</u> |
| 150,418,917.54 | EXCESS (DEFICIT) OF REVENUES OVER EXPENDITURES | 134,043,210.80 | (5,035,222.75) | 31,693,463.49 |
| | OTHER FINANCING SOURCES (USES): | | | |
| 30,742,851.79 | OPERATING TRANSFERS IN | 441,616.87 | 6,228,892.49 | 0.00 |
| (31,117,851.79) | OPERATING TRANSFERS OUT | (30,091,656.82) | 0.00 | 0.00 |
| 150,043,917.54 | EXCESS (DEFICIT) OF REVENUES AND OPERATING TRANSFERS OVER EXPENDITURES | 104,393,170.85 | 1,193,669.74 | 31,693,463.49 |
| | FUND BALANCES: | | | |
| <u>300,597,407.46</u> | BEGINNING OF PERIOD | <u>81,535,225.96</u> | <u>11,433,712.05</u> | <u>1,841,250.91</u> |
| <u>\$450,641,325.00</u> | END OF PERIOD | <u>\$185,928,396.81</u> | <u>\$12,627,381.79</u> | <u>\$33,534,714.40</u> |

| <u>CAPITAL PROJECTS</u> | <u>GRANT FUNDS</u> | <u>OTHER GOVERNMENTAL FUNDS</u> |
|-----------------------------|----------------------|---|
| \$0.00 | \$0.00 | \$191,052.68 |
| 0.00 | 530,946.62 | 14,217,110.38 |
| 0.00 | 0.00 | 0.00 |
| 0.00 | 57,677,784.33 | 20,400,500.49 |
| 2,610,871.62 | 186,157.10 | 1,093,933.01 |
| 683,154.53 | 197,059.94 | 3,376,921.34 |
| <u>3,294,026.15</u> | <u>58,591,947.99</u> | <u>39,279,517.90</u> |
| 0.00 | 383,233.40 | 4,641,621.42 |
| 0.00 | 2,725,346.65 | 2,937,808.51 |
| 0.00 | 7,901,935.98 | 2,123,548.17 |
| 0.00 | 45,538,777.40 | 21,816,087.62 |
| 0.00 | 0.00 | 0.00 |
| 20,215,322.97 | 2,042,654.56 | 1,121,689.36 |
| 0.00 | 0.00 | 0.00 |
| <u>20,215,322.97</u> | <u>58,591,947.99</u> | <u>32,640,755.08</u> |
| (16,921,296.82) | 0.00 | 6,638,762.82 |
| 23,060,489.26 | 35,578.10 | 976,275.07 |
| 0.00 | (35,578.10) | (990,616.87) |
| 6,139,192.44 | 0.00 | 6,624,421.02 |
| <u>145,439,727.43</u> | <u>0.00</u> | <u>60,347,491.11</u> |
| <u>\$151,578,919.87</u> | <u>\$0.00</u> | <u>\$66,971,912.13</u> |

TARRANT COUNTY, TEXAS
STATEMENT OF NET POSITION
PROPRIETARY FUNDS
AS OF 6/30/2019

| COMBINED TOTAL | | ENTERPRISE | INTERNAL SERVICE |
|---------------------------------------|--|----------------|---------------------|
| ASSETS | | | |
| \$32,382,790.94 | CASH AND INVESTMENTS | \$3,325,851.04 | \$29,056,939.90 |
| 20,371.73 | OTHER RECEIVABLES (NET) | 16,285.93 | 4,085.80 |
| 245,682.79 | PREPAID EXPENSES AND INVENTORY | 4,682.79 | 241,000.00 |
| 4,191,672.36 | FIXED ASSETS (NET) | 4,191,672.36 | 0.00 |
| 36,840,517.82 | TOTAL ASSETS | 7,538,492.12 | 29,302,025.70 |
| DEFERRED OUTFLOWS OF RESOURCES | | | |
| 112,371.00 | PENSION CONTRIBUTIONS AFTER MEASUREMENT DATE | 112,371.00 | 0.00 |
| 31,838.00 | CHANGES IN PENSION ASSUMPTIONS | 31,838.00 | 0.00 |
| 24,494.00 | OPEB CONTRIBUTIONS AFTER MEASUREMENT DATE | 24,494.00 | 0.00 |
| 168,703.00 | TOTAL DEFERRED OUTFLOWS OF RESOURCES | 168,703.00 | 0.00 |
| LIABILITIES | | | |
| 888,751.85 | ACCOUNTS PAYABLE | 30,941.53 | 857,810.32 |
| 13,546,688.52 | OTHER LIABILITIES | 40,102.68 | 13,506,585.84 |
| 660,339.89 | ADVANCE FROM CAPITAL PROJECTS FUND | 660,339.89 | 0.00 |
| 156,952.06 | UNEARNED REVENUE | 72,129.18 | 84,822.88 |
| 815,827.00 | NET PENSION LIABILITY | 815,827.00 | 0.00 |
| 705,823.00 | OTHER POST EMPLOYMENT BENEFIT LIABILITY | 705,823.00 | 0.00 |
| 111,735.03 | COMPENSATED ABSENCES | 111,735.03 | 0.00 |
| 16,886,117.35 | TOTAL LIABILITIES | 2,436,898.31 | 14,449,219.04 |
| DEFERRED INFLOWS OF RESOURCES | | | |
| 70,347.00 | DIFFERENCE IN EXPECTED & ACTUAL PENSION EXPERIENCE | 70,347.00 | 0.00 |
| 50,447.00 | DIFFERENCE IN PROJECTED & ACTUAL PENSION EARNINGS | 50,447.00 | 0.00 |
| 24,667.00 | CHANGES IN PENSION ASSUMPTIONS | 24,667.00 | 0.00 |
| 50,080.00 | CHANGES IN OPEB ASSUMPTIONS | 50,080.00 | 0.00 |
| 195,541.00 | TOTAL DEFERRED INFLOWS OF RESOURCES | 195,541.00 | 0.00 |
| NET POSITION | | | |
| 19,927,562.47 | NET POSITION | 5,074,755.81 | 14,852,806.66 |
| \$19,927,562.47 | TOTAL NET POSITION | \$5,074,755.81 | \$14,852,806.66 |

TARRANT COUNTY, TEXAS
COMBINED STATEMENT OF REVENUES, EXPENSES
AND CHANGES IN FUND NET POSITION
PROPRIETARY FUNDS
FOR THE NINE (9) MONTHS ENDED 6/30/2019

| COMBINED TOTAL | | ENTERPRISE | INTERNAL SERVICE |
|-------------------|---|----------------|---------------------|
| | OPERATING REVENUES: | | |
| \$2,436,154.26 | BUILDING RENTALS | \$2,436,154.26 | \$0.00 |
| 16,814,004.65 | USER FEES | 0.00 | 16,814,004.65 |
| 46,385,725.64 | COUNTY CONTRIBUTIONS | 0.00 | 46,385,725.64 |
| 1,731,195.69 | OTHER REVENUES | 83,541.89 | 1,647,653.80 |
| 67,367,080.24 | TOTAL OPERATING REVENUES | 2,519,696.15 | 64,847,384.09 |
| | OPERATING EXPENSES: | | |
| 924,574.32 | PERSONNEL | 924,574.32 | 0.00 |
| 1,131,458.46 | BUILDING AND EQUIPMENT | 1,060,453.69 | 71,004.77 |
| 225,540.51 | DEPRECIATION AND AMORTIZATION | 225,540.51 | 0.00 |
| 54,861,643.76 | SELF INSURANCE CLAIMS | 0.00 | 54,861,643.76 |
| 5,505,568.04 | INSURANCE PREMIUMS | 29,765.10 | 5,475,802.94 |
| 2,906,854.32 | ADMINISTRATION | 0.00 | 2,906,854.32 |
| 1,018,498.31 | OTHER EXPENSES | 177,851.01 | 840,647.30 |
| 66,574,137.72 | TOTAL OPERATING EXPENSES | 2,418,184.63 | 64,155,953.09 |
| 792,942.52 | OPERATING INCOME (LOSS) | 101,511.52 | 691,431.00 |
| | NON-OPERATING REVENUE (EXPENSE): | | |
| 484,370.50 | INTEREST INCOME | 54,621.47 | 429,749.03 |
| 1,277,313.02 | NET INCOME (LOSS) BEFORE TRANSFERS | 156,132.99 | 1,121,180.03 |
| | OPERATING TRANSFERS: | | |
| 375,000.00 | OPERATING TRANSFERS IN | 0.00 | 375,000.00 |
| 0.00 | OPERATING TRANSFERS OUT | 0.00 | 0.00 |
| 1,652,313.02 | NET INCOME (LOSS) | 156,132.99 | 1,496,180.03 |
| | NET POSITION: | | |
| 18,275,249.45 | BEGINNING OF PERIOD | 4,918,622.82 | 13,356,626.63 |
| \$19,927,562.47 | END OF PERIOD | \$5,074,755.81 | \$14,852,806.66 |

TARRANT COUNTY, TEXAS
COMBINED BALANCE SHEET
AGENCY FUNDS
AS OF 6/30/2019

| <u>COMBINED TOTAL</u> | | <u>PAYROLL CLEARING</u> | <u>FEE OFFICE</u> | <u>COMMUNITY SUPERVISION & CORRECTIONS</u> |
|-------------------------------------|---------------------------------------|-----------------------------|------------------------|--|
| ASSETS | | | | |
| \$46,617,634.96 | CASH AND INVESTMENTS | \$5,866,553.52 | \$32,033,455.45 | \$8,717,625.99 |
| 49,046.45 | OTHER RECEIVABLES | 49,046.45 | 0.00 | 0.00 |
| 172,118.67 | FEE OFFICE RECEIVABLE | 0.00 | 2,124.52 | 169,994.15 |
| <u>64,904,619.48</u> | RESTRICTED ASSETS | <u>0.00</u> | <u>64,904,619.48</u> | <u>0.00</u> |
| <u>\$111,743,419.56</u> | TOTAL ASSETS | <u>\$5,915,599.97</u> | <u>\$96,940,199.45</u> | <u>\$8,887,620.14</u> |
| LIABILITIES AND FUND BALANCE | | | | |
| \$52,643.37 | ACCOUNTS PAYABLE | \$0.00 | \$28,724.35 | \$23,919.02 |
| <u>111,690,776.19</u> | OTHER LIABILITIES | <u>5,915,599.97</u> | <u>96,911,475.10</u> | <u>8,863,701.12</u> |
| <u>\$111,743,419.56</u> | TOTAL LIABILITIES AND FUND BALANCE | <u>\$5,915,599.97</u> | <u>\$96,940,199.45</u> | <u>\$8,887,620.14</u> |

TARRANT COUNTY, TEXAS
NOTES TO COMBINED FINANCIAL STATEMENTS
FOR THE NINE (9) MONTHS ENDED 6/30/2019

I. SUMMARY OF SIGNIFICANT ACCOUNTING POLICIES:

Reporting Entity

The accompanying financial statements reflect the funds and accounts of the financial reporting entity Tarrant County, Texas (the "County"), as of June 2019 and for the nine months then ended. Other components of the County not included in the accompanying financial statements include, Tarrant County Hospital District, Tarrant County Mental Health and Mental Retardation Services, Tarrant County Industrial Development Corporation, Tarrant County Health Facilities Development Corporation, Tarrant County Cultural Education Facilities Finance Corporation, and Tarrant County Housing Financing Corporation. These components are technically a part of the "reporting entity" because of the budgetary oversight responsibility by the Commissioners' Court of Tarrant County. These components however are unrelated to the financial condition and results of operations of the County, and have been excluded from the accompanying financial statements. Separate financial statements of these entities are available upon request.

Revenue Recognition

Revenue is generally recognized on the modified accrual basis. Under this method of accounting, revenues are recognized when susceptible to accrual, i.e., both measurable and available. The primary revenue sources susceptible to accrual are property taxes, fines and fees due to fee offices which are recognized as unavailable revenue until cash is received. Other sources are generally not measurable until received in cash.

Expenditure Recognition

Expenditures are recorded when incurred. Expenditures for principal and interest on long-term debt are recorded when due. The accrual basis of accounting is utilized in the proprietary funds. Encumbrances are not included as expenditures.

Budget Basis Reporting

The budget is prepared utilizing a modified cash basis of accounting, with adjustments for encumbrances, as allowed by state statutes. Budget basis information is presented in the accompanying "Budgetary Information" section at a summary level. Budget information at the legal level of control is available upon request.

Investment Income Allocation

To maximize investment earnings on "idle" cash and cash equivalents, a "pooled cash" concept is utilized. Under this concept nearly all deposits are maintained in the same bank account and are invested on a daily basis. Generally, interest earnings are allocated to each fund based on the funds relative percentage of the total pool.

Pension Liability

The net pension liability was actuarially valued as of December 31, 2017. The net pension liability recorded in the Resource Connection is \$815,827. The amount for the governmental funds is \$272,951,756, which is reported in the comprehensive annual financial report.

OPEB Liability

The total OPEB liability was actuarially measured as of September 30, 2017. The total OPEB liability recorded in the Resource Connection is \$705,823. The amount for the governmental funds is \$218,855,179, which is reported in the comprehensive annual financial report.

TARRANT COUNTY, TEXAS
NOTES TO COMBINED FINANCIAL STATEMENTS
FOR THE NINE (9) MONTHS ENDED 6/30/2019

I. SUMMARY OF SIGNIFICANT ACCOUNTING POLICIES (CONT'D):

Compensated Absences

Accumulated unpaid vacation leave and vested sick pay have been recorded in the Enterprise Fund for the Resource Connection. An additional amount has been accrued for salary related payments associated with the payment of compensated absences. The amount of compensated absences for the remaining governmental funds is \$50,887,619 which is reported in the comprehensive annual financial report.

Deferred Outflows/Inflows of Resources

Deferred outflows of resources apply to future periods and so will not be recognized as an expense/ expenditure until then. Deferred inflows of resources apply to future periods and will be recognized as a revenue at that time.

Incurred but Not Reported

Included in the "Other Liabilities" of the Internal Service fund's Employee Benefits is \$4,000,000 of incurred but not reported medical and drug claims.

II. BASIS OF PRESENTATION:

The accounts of the County are organized and operated on the basis of funds, each of which is considered a separate accounting entity. Government resources are allocated to and accounted for in individual funds based on the purpose for which they are to be spent and the means by which spending activities are controlled.

Funds are classified into three categories: Governmental, Proprietary and Fiduciary. Each category is divided into separate fund types. The following fund types are used by the County.

Governmental Funds: Used to account for all or most of a government's general activity.

General Fund – used to account for the general operations of the County.

Road and Bridge Fund – used to account for the collection and expenditure of those monies designated to be spent for acquisition, construction and maintenance of county roads and bridges.

Debt Service Fund – used to account for accumulation of resources and for the payment of general long-term debt principal, interest, and related costs.

Capital Projects Funds – used to account for financial resources to be used for the acquisition and/or construction of facilities, equipment, software and infrastructure.

Grant Funds – used to account for the activities conducted under the many grant agreements between the County and various state and federal organizations.

Other Governmental Funds – used to account for specific revenue sources which are legally restricted to expenditures for specified purposes.

Proprietary Funds: Used to account for operations that are financed in a manner similar to those in the private sector, where the determination of net income is appropriate for sound financial administration.

**TARRANT COUNTY, TEXAS
NOTES TO COMBINED FINANCIAL STATEMENTS
FOR THE NINE (9) MONTHS ENDED 6/30/2019**

Enterprise Fund – used to account for operations that are financed and operated in a manner similar to private enterprise where the County’s intent is to provide goods or services to the public on a continuing basis financed primarily through user charges. The County operates two enterprise funds, the Resource Connection and Oil and Gas Royalty.

Internal Service Funds – used to account for the various self-insurance activities for the County.

II. BASIS OF PRESENTATION (CONT'D):

Fiduciary Funds: Used to account for assets held by the County in a trustee or agency capacity for others and therefore cannot be used to support the government’s own programs.

Payroll Clearing – used to account for deductions and matching contributions from employees paychecks to be remitted to third parties.

Fee Office funds – used to account for monies still in the custody of the fee officers. It includes tax collections on behalf of other taxing jurisdictions and restricted assets of court ordered trust funds administered by the County Clerk and District Clerk.

Community Supervision and Corrections – used to account for the State agency funds in the County depository.

III. NEGATIVE CASH BALANCES:

The following funds have negative cash balances at the balance sheet date. This occurs when expenditures exceed revenue collection. The General Fund has advanced money to these Funds thereby, allowing for continued operation of the related programs. These advances by the General Fund have been reflected in the accompanying combined balance sheet as Due from other funds. The advances also represent a loss of investment earnings to the General Fund and are not a reimbursable item by the grantor under reimbursing grant agreements.

Most negative cash balances arise in the County's reimbursing grant programs. These programs require the payment of expenditures prior to the reimbursement by the grantor. These cash deficits have existed for years and do not create any major concerns. However, this information is helpful to the reader of the financial statements to provide a fuller understanding of the details of County operations.

| <u>FUND</u> | <u>DEFICIT</u> |
|--|----------------|
| F0025 DHHS-RYAN WHITE TITLE IV PART D - WOMEN, INFANTS, CHILDREN | \$ 71,746.56 |
| F0027 RYAN WHITE PART C - OUTPATIENT EIS PROGRAM | 325,620.03 |
| F0028 RYAN WHITE HIV/AIDS TREATMENT MODERNIZATION ACT PART A | 530,572.36 |
| F0031 HIV/STAT SERVICES | 305,011.68 |
| F0032 RYAN WHITE PART B | 88,545.72 |
| F0033 SURVEILLANCE | 31,026.46 |
| F0034 INFECTIOUS DISEASE SURVEILLANCE AND EPIDEMIOLOGY | 48,360.80 |
| F0035 HIV PREVENTION | 97,535.57 |
| F0037 HIV/HOPWA | 80,299.59 |
| F0038 STD/HIV OPER | 665,111.39 |
| F0040 TDFPS-COMMUNITY YOUTH DEVELOPMENT | 83,183.90 |
| F0042 BIOTERRORISM PREPAREDNESS - LAB | 30,049.22 |
| F0043 BIOTERRORISM FORMULA | 170,787.75 |
| F0044 DSHS-C.R.I - CITIES READINESS INITIATIVE | 71,158.70 |

**TARRANT COUNTY, TEXAS
NOTES TO COMBINED FINANCIAL STATEMENTS
FOR THE NINE (9) MONTHS ENDED 6/30/2019**

III. NEGATIVE CASH BALANCES (CONT'D):

| <u>FUND</u> | <u>DEFICIT</u> |
|--|-------------------------|
| F0045 TB/PC-TB CONTROL & PREVENTION (CLINIC) | \$ 69,917.48 |
| F0046 TUBERCULOSIS - PREVENTION AND CONTROL | 80,557.46 |
| F0051 IMMUNIZATIONS | 206,489.22 |
| F0054 INFECTIOUS DISEASE CONTROL UNIT/FLU-LAB | 30.00 |
| F0058 DFCHS - HEALTHY TEXAS BABIES | 504.01 |
| F0060 WIC CARD PARTICIPATION | 989,182.96 |
| F0062 ESSENTIAL HEALTH SERVICES OFFICE OF PUBLIC HEALTH PRACTICE | 17,902.30 |
| F0076 ELC-ZIKA RESPONSE ACTIVITIES-PHPR | 4,622.87 |
| F0085 PRITZKER FAMILY FOUNDATION-PRITZKER COMMUNITY FELLOW | 19,553.92 |
| F0087 USCRI - REFUGEE MEDICAL SCREENING | 53,399.33 |
| F0088 LET'S TALK HEALTH GRANT PROGRAM | 27,727.35 |
| F0093 NURSE FAMILY PARTNERSHIP GRANT | 144,117.64 |
| F0095 CDC-UNTHSC-TUBERCULOSIS EPIDEMIOLOGIC RESEARCH | 6,892.95 |
| G0008 CJD - FAMILY DRUG COURT | 16,249.96 |
| G0012 VETERANS COURT PROGRAM | 47,243.57 |
| G0018 CJD-REACHING INDEPENDENCE THROUGH SELF EMPOWERMENT (RISE) | 34,460.60 |
| G0065 VICTIMS ASSISTANCE GRANT-VOCA | 4,544.84 |
| G0081 VAWA - PROTECTIVE ORDER UNIT | 5,293.19 |
| G0082 CJD-BILINGUAL VICTIM ASSISTANCE COORDINATOR | 15,616.52 |
| G0084 D.I.R.E.C.T. PROGRAM | 37,264.10 |
| G0085 MENTAL HEALTH DIVERSION COURT PROGRAM | 26,563.84 |
| G0087 CJD-INTIMATE PARTNER-FAMILY VIOLENCE VICTIM ADVOCATES | 57,556.16 |
| H0001 COMMUNITY DEVELOPMENT SALARY ALLOCATION FUND | 2,172.71 |
| H0042 COMMUNITY DEVELOPMENT BLOCK GRANT ADMIN | 713,307.49 |
| H0061 HOUSING OPPORTUNITIES FOR PERSONS WITH AIDS (HOPWA) | 24,685.02 |
| H0071 EMERGENCY SHELTER PROGRAM | 4,964.20 |
| H0500 SUPPORTIVE HOUSING PROGRAM | 394,423.74 |
| M0008 CITY OF FORT WORTH-JAG (MENTAL HEALTH LIAISON) | 8,835.95 |
| M0014 ACCESS AND VISITATION GRANT | 10,161.66 |
| M0022 AUTO THEFT TASK FORCE | 366,147.19 |
| M0040 HOMELAND SECURITY GRANT PROGRAM | 53,494.36 |
| M0044 TXDOT COURTESY PATROL PROGRAM | 617,894.62 |
| M0046 INTERNET CRIMES AGAINST CHILDREN | 8,000.00 |
| M0048 BILINGUAL VICTIMS ASSISTANCE COORDINATOR | 3,992.76 |
| M0061 TVC-VETERAN'S TREATMENT COURT | 18,022.48 |
| M0066 TXDOT-TRAFFIC SAFETY FOR EXPANSION OF THE DWI NO REFUSAL | 22,187.50 |
| M0079 TC 9-1-1 DISTRICT - PROJECT 25 RADIO INTEROPERABILITY | 10,296.00 |
| M0085 DHHS-SUBSTANCE ABUSE AND MENTAL HEALTH SERVICES (SAMSHA) | 82,283.67 |
| M0087 GENERATOR FOR SHERIFF SUB STATION PROJECT | 10,125.00 |
| P0011 STATE FINANCIAL ASSISTANCE FUND (BPS) | 209,322.92 |
| P0014 TJPC-STATE AID - JUVENILE SUPPLEMENTAL PAY | 265,319.47 |
| P0016 TJJD-SPECIAL NEEDS DIVERSIONARY PROGRAM | 33,808.08 |
| P0027 TJPC-JJAEP | 624,759.98 |
| P0028 TJJD-MENTAL HEALTH SERVICES (MHS) | 54,716.62 |
| R0013 HUD-SECTION 8 FUND BALANCE | 1,408,708.40 |
| R0017 HUD-VASH - VETERANS AFFAIRS SUPPORTIVE HOUSING VOUCHERS | 481,796.75 |
| R0025 FAMILY SELF SUFFICIENCY | 94,142.85 |
| R0032 SHELTER PLUS CARE | 25,587.99 |
| W0042 EMERGENCY FOOD AND SHELTER PROGRAM PHASE 35 | 20,440.43 |
| SUB-TOTAL GRANTS | <u>10,034,297.84</u> |
| G1100 8TH ADMINISTRATIVE JUDICIAL REGION | 15,101.62 |
| T3100 TC EMERGENCY SERVICE DISTRICT #1 | 11,329.21 |
| T7300 ELECTIONS CHAPTER 19 | 13,477.25 |
| | <u>\$ 10,074,205.92</u> |

TARRANT COUNTY, TEXAS
NOTES TO COMBINED FINANCIAL STATEMENTS
FOR THE NINE (9) MONTHS ENDED 6/30/2019

IV. INVESTMENTS:

All investment securities are purchased on the basis of "Delivery vs. Payment" and are held at JPMorgan Chase Bank – New York by the Safekeeping Department in a segregated account in the name of Tarrant County. "Delivery vs. Payment" means that the County's money is not released until the securities are delivered to the Safekeeping Department.

All securities held and transactions executed during the period conform to the requirements of the Government Code Section 2256, The Public Funds Investment Act, and the Tarrant County Investment Policy, as adopted by the Commissioners Court on November 20, 2018.

| <u>DESCRIPTION/ COUPON RATE</u> | <u>PAR</u> | <u>PURCHASE DATE</u> | <u>MATURITY DATE</u> | <u>YIELD TO MATURITY</u> | <u>CARRYING VALUE</u> |
|-------------------------------------|--------------|--------------------------|--------------------------|------------------------------|------------------------------|
| FNMA 1.75% non callable | \$ 5,000,000 | 01/09/19 | 09/12/19 | 2.577% | <u>\$ 5,024,392</u> |
| Total Securities | | | | | 5,024,392 |
| | | | | Average Rate | |
| JPMorgan Chase Savings | | | | 2.45% | 179,688,305 |
| JPMorgan Chase Savings II | | | | 2.45% | 31,763,850 |
| JPMorgan Chase Checking | | | | 2.48% | 87,819,656 |
| Lone Star Investment Pool | | | | 2.38% | 68,961,093 |
| Texas CLASS Investment Pool | | | | 2.39% | 5,406,086 |
| TexStar Investment Pool | | | | 2.38% | 72,516,327 |
| TexPool Investment Pool | | | | 2.38% | <u>68,134,787</u> |
| TOTAL INVESTMENTS | | | | | <u><u>\$ 519,314,496</u></u> |

The County's US Agency Obligations of \$5,024,392 are valued using quoted prices for similar assets in markets that are not active. The carrying value of the securities listed above has been increased by \$6,175 to reflect the current market value at June 30, 2019. The recorded position of the pools for TexPool and Lone Star are measured at amortized cost as the pool meets the requirements of GASB Statement No. 79. The recorded position of the pools for TexStar and Texas CLASS are measured at net asset value and is designed to approximate the share value.

**TARRANT COUNTY, TEXAS
NOTES TO COMBINED FINANCIAL STATEMENTS
FOR THE NINE (9) MONTHS ENDED 6/30/2019**

V. CAPITAL ASSETS:

A summary of the Governmental Funds' capital assets follows:

| | <u>Balance October 1, 2018</u> | <u>Additions</u> | <u>Disposals/ Adjustments</u> | <u>Balance June 30, 2019</u> |
|----------------------------|------------------------------------|-------------------------|-----------------------------------|----------------------------------|
| Land and land improvements | \$ 66,310,900.88 | \$ - | \$ (4,750.00) | \$ 66,306,150.88 |
| Construction in progress | 2,001,730.14 | 389,555.02 | (229,632.72) | 2,161,652.44 |
| Software in development | 19,182,613.41 | 4,978,712.82 | (387,595.70) | 23,773,730.53 |
| Buildings and improvements | 507,036,996.92 | 879,320.52 | (892,104.37) | 507,024,213.07 |
| Furnishings and equipment | 91,048,904.93 | 4,212,540.22 | (3,180,735.18) | 92,080,709.97 |
| Software | 49,436,953.69 | 409,276.80 | 387,595.70 | 50,233,826.19 |
| Infrastructure | 123,630,325.07 | 447,817.89 | 97,723.98 | 124,175,866.94 |
| | <u>\$ 858,648,425.04</u> | <u>\$ 11,317,223.27</u> | <u>\$ (4,209,498.29)</u> | <u>\$ 865,756,150.02</u> |

VI. SCHEDULE OF OUTSTANDING BONDED DEBT:

| | <u>AMOUNT</u> | <u>INTEREST RATES</u> |
|---|-----------------------|-----------------------|
| 2010 - Limited Tax Refunding & Improvement Bonds | \$ 11,655,000 | 5.00% |
| 2013 - Limited Tax Refunding & Improvement Bonds | 52,630,000 | 5.00% |
| 2015 - Limited Tax Refunding & Improvement Bonds | 64,475,000 | 3.00% to 5.00% |
| 2015A - Limited Tax Refunding & Improvement Bonds | 63,205,000 | 1.97% |
| 2016 - Limited Tax Refunding Bonds | 66,310,000 | 1.48% |
| 2017 - Limited Tax Refunding Bonds | 36,225,000 | 2.13% |
| Total Outstanding Bonded Debt | <u>\$ 294,500,000</u> | |

Arbitrage provisions of the Internal Revenue Tax Act of 1986 require the County to rebate excess arbitrage earnings from bond proceeds to the federal government. This amount was estimated to be \$0 as of September 30, 2018.

VII. FEE OFFICE FINANCIAL STATUS:

These financial statements reflect financial balances as of the date indicated below for the fee offices of the County:

| <u>OFFICE</u> | <u>AS OF</u> | <u>OFFICE</u> | <u>AS OF</u> |
|------------------------|---------------|-----------------------|--------------|
| Tax Assessor/Collector | May 31, 2019 | Child Support | May 31, 2019 |
| County Clerk | May 31, 2019 | Child Support – Trust | May 31, 2019 |
| Sheriff | May 31, 2019 | Justice of Peace 1 | May 31, 2019 |
| Constable 1 | May 31, 2019 | Justice of Peace 2 | May 31, 2019 |
| Constable 2 | May 31, 2019 | Justice of Peace 3 | May 31, 2019 |
| Constable 3 | May 31, 2019 | Justice of Peace 4 | May 31, 2019 |
| Constable 4 | May 31, 2019 | Justice of Peace 5 | May 31, 2019 |
| Constable 5 | May 31, 2019 | Justice of Peace 6 | May 31, 2019 |
| Constable 6 | May 31, 2019 | Justice of Peace 7 | May 31, 2019 |
| Constable 7 | May 31, 2019 | Justice of Peace 8 | May 31, 2019 |
| Constable 8 | May 31, 2019 | Community Supervision | |
| District Attorney | May 31, 2019 | & Corrections | May 31, 2019 |
| District Clerk | May 31, 2019 | Domestic Relations | May 31, 2019 |
| Public Probate | | | |
| Administrator | June 30, 2019 | | |

TARRANT COUNTY, TEXAS
NOTES TO COMBINED FINANCIAL STATEMENTS
FOR THE NINE (9) MONTHS ENDED 6/30/2019

VIII. CONTINGENCIES:

The County is self-insured for workers' compensation, automobile bodily injury and property damage, comprehensive general liability and all self-insured retentions for existing policies. At June 30, 2019, \$9,446,810 has been accrued, based on an actuarial assessment, to provide for potential losses resulting from pending or threatened litigation, asserted claims and claims incurred but not reported.



**TARRANT COUNTY, TEXAS
CAPITAL PROJECT FUNDS
FUND DESCRIPTIONS**

FUND 45100 - NON-DEBT CAPITAL FUND

This fund was established to account for capital acquisitions funded from County auction proceeds, operating transfers from general fund, gas signing bonuses and gas royalties.

FUND 47500 – 1998 BOND ELECTION FUND

This fund was established to account for the expenditure of the proceeds of General Obligation Bonds issued to fund capital acquisitions originally approved by the voters, primarily for the construction of the law center.

FUND 47600 – 2006 BOND ELECTION FUND

This fund was established to account for the expenditure of the proceeds of General Obligation Bonds issued to fund capital acquisitions originally approved by the voters.

FUND 47700 – 2006 BOND ELECTION-TRANSPORTATION FUND

This fund was established to account for the expenditure of the proceeds of General Obligation Bonds issued to fund transportation projects originally approved by the voters.

TARRANT COUNTY, TEXAS
COMBINING BALANCE SHEET
CAPITAL PROJECTS FUNDS
AS OF 6/30/2019

| COMBINED TOTAL | | NON-DEBT CAPITAL | 1998 BOND ELECTION | 2006 BOND ELECTION |
|--------------------------------------|--|-----------------------------|-----------------------------------|-----------------------------------|
| ASSETS | | | | |
| \$153,220,220.27 | CASH AND INVESTMENTS | \$67,801,732.50 | \$1,168.14 | \$39,815,804.00 |
| 660,339.89 | ADVANCE TO ENTERPRISE FUND | 660,339.89 | 0.00 | 0.00 |
| \$153,880,560.16 | TOTAL ASSETS | \$68,462,072.39 | \$1,168.14 | \$39,815,804.00 |
| LIABILITIES AND FUND BALANCES | | | | |
| LIABILITIES: | | | | |
| \$2,296,115.06 | ACCOUNTS PAYABLE | \$2,293,982.94 | \$0.00 | \$2,132.12 |
| 5,525.23 | OTHER LIABILITIES | 5,525.23 | 0.00 | 0.00 |
| 2,301,640.29 | TOTAL LIABILITIES | 2,299,508.17 | 0.00 | 2,132.12 |
| FUND BALANCES: | | | | |
| 151,578,919.87 | FUND BALANCES | 66,162,564.22 | 1,168.14 | 39,813,671.88 |
| \$153,880,560.16 | TOTAL LIABILITIES AND FUND BALANCES | \$68,462,072.39 | \$1,168.14 | \$39,815,804.00 |

2006
BOND ELECTION
TRANSPORTATION

\$45,601,515.63
0.00

\$45,601,515.63

\$0.00
0.00

0.00

45,601,515.63

\$45,601,515.63

TARRANT COUNTY, TEXAS
COMBINING STATEMENT OF REVENUES AND EXPENDITURES
AND CHANGES IN FUND BALANCE
CAPITAL PROJECTS FUNDS
FOR THE NINE (9) MONTHS ENDED 6/30/2019

| <u>COMBINED TOTAL</u> | | <u>NON-DEBT CAPITAL</u> | <u>1998 BOND ELECTION</u> | <u>2006 BOND ELECTION</u> |
|--|---|-----------------------------|-----------------------------------|-----------------------------------|
| REVENUES: | | | | |
| \$2,610,871.62 | INVESTMENT INCOME | \$1,106,116.57 | \$0.00 | \$698,487.87 |
| <u>683,154.53</u> | MISCELLANEOUS | <u>683,154.53</u> | <u>0.00</u> | <u>0.00</u> |
| 3,294,026.15 | TOTAL REVENUES | 1,789,271.10 | 0.00 | 698,487.87 |
| EXPENDITURES: | | | | |
| <u>20,215,322.97</u> | CAPITAL/CONSTRUCTION | <u>17,651,428.75</u> | <u>0.00</u> | <u>424,017.47</u> |
| <u>20,215,322.97</u> | TOTAL EXPENDITURES | <u>17,651,428.75</u> | <u>0.00</u> | <u>424,017.47</u> |
| (16,921,296.82) | EXCESS (DEFICIT) OF REVENUES OVER EXPENDITURES | (15,862,157.65) | 0.00 | 274,470.40 |
| OTHER FINANCING SOURCES (USES): | | | | |
| <u>23,060,489.26</u> | OPERATING TRANSFERS IN | <u>23,060,489.26</u> | <u>0.00</u> | <u>0.00</u> |
| 6,139,192.44 | EXCESS (DEFICIT) OF REVENUES AND OPERATING TRANSFERS OVER EXPENDITURES | 7,198,331.61 | 0.00 | 274,470.40 |
| FUND BALANCE (DEFICIT): | | | | |
| <u>145,439,727.43</u> | BEGINNING OF PERIOD | <u>58,964,232.61</u> | <u>1,168.14</u> | <u>39,539,201.48</u> |
| <u>\$151,578,919.87</u> | END OF PERIOD | <u>\$66,162,564.22</u> | <u>\$1,168.14</u> | <u>\$39,813,671.88</u> |

2006
BOND ELECTION
TRANSPORTATION

\$806,267.18
0.00

806,267.18

2,139,876.75

2,139,876.75

(1,333,609.57)

0.00

(1,333,609.57)

46,935,125.20

\$45,601,515.63



**TARRANT COUNTY, TEXAS
OTHER GOVERNMENTAL FUNDS
FUND DESCRIPTION**

FUND 24100 - LAW LIBRARY FUND

This fund was established, pursuant to State statutes, to account for the collection and expenditure of monies collected in civil cases supporting the Tarrant County Law Library.

FUND 25100 - VEHICLE INVENTORY TAX FUND

This fund was established, pursuant to State statutes, to account for any interest earnings generated from the vehicle inventory tax, which the collector shall retain to defray the cost of collecting this tax. The Tax Assessor has discretion over the use of this fund.

RECORDS PRESERVATION FUNDS

These funds were established, pursuant to State statutes, to account for the collection and expenditure of monies collected for the preservation and automation of County records. These funds are further described on page 27.

FUND 24200 - EDUCATION FUND

This fund was established, pursuant to State statutes, to account for the collection and expenditure of monies collected to provide for the continuing education of those officials and employees associated with the probate courts and certain law enforcement offices.

FUND T0400 - PUBLIC HEALTH FUND

The Tarrant County Hospital District provides funding for the operation of the Tarrant County Health Department in an effort to aggregate the cost of health service to Tarrant County residents. This funding arrangement began in 1999. These costs were previously paid from the County's General fund. This fund also includes the Medicaid 1115 Waiver, this waiver is to enhance access to health care, increase the quality of care, improve the cost-effectiveness of care provided and better serve the health of the patients and their families.

FUND 22300 - CONSUMER HEALTH FUND

This fund was established, pursuant to State statutes, to account for the collection of food permit fees and expenditures incurred in connection with issuing permits and conducting inspections.

COURT DESIGNATED FUNDS

These funds were established to account for the collection and expenditures of court ordered fees, pursuant to State statutes. These funds are further described on page 33.

FUNDS (D6200-D8700) - DISTRICT ATTORNEY CONTRACTS

These funds are used to account for monies collected by the District Attorney which are used in the investigation of criminal activities. These monies consist primarily of fees for bad checks and forfeited monies resulting from narcotics related convictions.

FUNDS (S4300-S9700) – SHERIFF CONTRACTS

These funds are used to account for monies collected by activities in the Sheriff Department. These activities include fees from operation of the jail commissary which are used for the benefit of the jail inmates. Some of these funds are the custody of the Sheriff. Monies are also collected from forfeitures resulting from narcotics related activities.

FUNDS (G1100,T0500-T9900) – MISCELLANEOUS CONTRACTS

These funds are used to account for monies received by Tarrant County as contributions for specified purposes.

TARRANT COUNTY, TEXAS
COMBINING BALANCE SHEET
OTHER GOVERNMENTAL FUNDS
AS OF 6/30/2019


| <u>COMBINED TOTAL</u> | | <u>LAW LIBRARY</u> | <u>VEHICLE INVENTORY TAX</u> | <u>RECORDS PRESERVATION FUNDS</u> | <u>EDUCATION</u> |
|--------------------------------------|--|------------------------|--------------------------------------|---|---------------------|
| ASSETS | | | | | |
| \$69,573,905.94 | CASH AND INVESTMENTS | \$1,250,120.29 | \$1,425,664.60 | \$19,461,525.43 | \$222,091.23 |
| 183,150.29 | OTHER RECEIVABLES | 8,876.80 | 0.00 | 49,148.57 | 300.00 |
| 66,483.87 | PREPAID EXPENSES AND INVENTORY | 167.12 | 0.00 | 5,618.35 | 0.00 |
| <u>\$69,823,540.10</u> | TOTAL ASSETS | <u>\$1,259,164.21</u> | <u>\$1,425,664.60</u> | <u>\$19,516,292.35</u> | <u>\$222,391.23</u> |
| LIABILITIES AND FUND BALANCES | | | | | |
| LIABILITIES: | | | | | |
| \$419,253.56 | ACCOUNTS PAYABLE | \$11,756.90 | \$0.00 | \$49,412.43 | \$5,828.94 |
| 2,392,466.33 | OTHER LIABILITIES | 9,110.40 | 2,710.03 | 96,490.40 | 0.00 |
| 39,908.08 | DUE TO OTHER FUNDS | 0.00 | 0.00 | 0.00 | 0.00 |
| 2,851,627.97 | TOTAL LIABILITIES | 20,867.30 | 2,710.03 | 145,902.83 | 5,828.94 |
| FUND BALANCES: | | | | | |
| 66,971,912.13 | FUND BALANCES | 1,238,296.91 | 1,422,954.57 | 19,370,389.52 | 216,562.29 |
| <u>\$69,823,540.10</u> | TOTAL LIABILITIES AND FUND BALANCES | <u>\$1,259,164.21</u> | <u>\$1,425,664.60</u> | <u>\$19,516,292.35</u> | <u>\$222,391.23</u> |

| <u>PUBLIC HEALTH</u> | <u>CONSUMER HEALTH</u> | <u>COURT DESIGNATED FUNDS</u> | <u>DISTRICT ATTORNEY CONTRACTS</u> | <u>SHERIFF CONTRACTS</u> | <u>MISCELLANEOUS CONTRACTS</u> |
|--------------------------|----------------------------|---------------------------------------|--|------------------------------|------------------------------------|
| \$26,062,888.56 | \$468,831.72 | \$2,455,876.10 | \$3,273,055.78 | \$4,930,786.08 | \$10,023,066.15 |
| 0.00 | 0.00 | 6,264.34 | 0.00 | 0.00 | 118,560.58 |
| 15,400.62 | 0.00 | 0.00 | 0.00 | 45,297.78 | 0.00 |
| <u>\$26,078,289.18</u> | <u>\$468,831.72</u> | <u>\$2,462,140.44</u> | <u>\$3,273,055.78</u> | <u>\$4,976,083.86</u> | <u>\$10,141,626.73</u> |
| | | | | | |
| \$130,652.17 | \$2,746.86 | \$17,161.00 | \$12,785.38 | \$142,176.56 | \$46,733.32 |
| 431,474.12 | 35,721.53 | 11,459.66 | 1,652,246.22 | 48,887.06 | 104,366.91 |
| 0.00 | 0.00 | 0.00 | 0.00 | 0.00 | 39,908.08 |
| 562,126.29 | 38,468.39 | 28,620.66 | 1,665,031.60 | 191,063.62 | 191,008.31 |
| | | | | | |
| <u>25,516,162.89</u> | <u>430,363.33</u> | <u>2,433,519.78</u> | <u>1,608,024.18</u> | <u>4,785,020.24</u> | <u>9,950,618.42</u> |
| | | | | | |
| <u>\$26,078,289.18</u> | <u>\$468,831.72</u> | <u>\$2,462,140.44</u> | <u>\$3,273,055.78</u> | <u>\$4,976,083.86</u> | <u>\$10,141,626.73</u> |

TARRANT COUNTY, TEXAS
COMBINING STATEMENT OF REVENUES AND EXPENDITURES
AND CHANGES IN FUND BALANCE
OTHER GOVERNMENTAL FUNDS
FOR THE NINE (9) MONTHS ENDED 6/30/2019

| <u>COMBINED TOTAL</u> | | <u>LAW LIBRARY</u> | <u>VEHICLE INVENTORY TAX</u> | <u>RECORDS PRESERVATION FUNDS</u> | <u>EDUCATION</u> |
|---------------------------|--|------------------------|--------------------------------------|---|------------------|
| | REVENUES: | | | | |
| \$191,052.68 | TAXES & LICENSES | \$0.00 | \$181,152.68 | \$0.00 | \$0.00 |
| 14,217,110.38 | FEEES OF OFFICE | 1,020,070.25 | 192,111.75 | 3,386,314.16 | 18,745.00 |
| 20,400,500.49 | INTERGOVERNMENTAL | 0.00 | 0.00 | 0.00 | 88,155.48 |
| 1,093,933.01 | INVESTMENT INCOME | 18,780.96 | 20,967.92 | 329,679.01 | 0.00 |
| 3,376,921.34 | MISCELLANEOUS | 27,819.21 | 24.69 | 1,342.49 | 0.00 |
| 39,279,517.90 | TOTAL REVENUES | 1,066,670.42 | 394,257.04 | 3,717,335.66 | 106,900.48 |
| | EXPENDITURES: | | | | |
| | CURRENT: | | | | |
| 4,641,621.42 | GENERAL GOVERNMENT | 0.00 | 62,904.50 | 1,641,356.04 | 0.00 |
| 2,937,808.51 | PUBLIC SAFETY | 0.00 | 0.00 | 0.00 | 60,331.68 |
| 2,123,548.17 | JUDICIAL | 53,429.57 | 0.00 | 837,701.98 | 27,744.60 |
| 21,816,087.62 | COMMUNITY SERVICES | 623,222.89 | 0.00 | 0.00 | 0.00 |
| 1,121,689.36 | CAPITAL/CONSTRUCTION | 0.00 | 57,363.07 | 131,379.21 | 0.00 |
| 32,640,755.08 | TOTAL EXPENDITURES | 676,652.46 | 120,267.57 | 2,610,437.23 | 88,076.28 |
| 6,638,762.82 | EXCESS (DEFICIT) OF REVENUES OVER EXPENDITURES | 390,017.96 | 273,989.47 | 1,106,898.43 | 18,824.20 |
| | OTHER FINANCING SOURCES (USES): | | | | |
| 976,275.07 | OPERATING TRANSFERS IN | 0.00 | 0.00 | 0.00 | 0.00 |
| (990,616.87) | OPERATING TRANSFERS OUT | 0.00 | 0.00 | 0.00 | 0.00 |
| 6,624,421.02 | EXCESS (DEFICIT) OF REVENUES AND OPERATING TRANSFERS OVER EXPENDITURES | 390,017.96 | 273,989.47 | 1,106,898.43 | 18,824.20 |
| | FUND BALANCES: | | | | |
| 60,347,491.11 | BEGINNING OF PERIOD | 848,278.95 | 1,148,965.10 | 18,263,491.09 | 197,738.09 |
| \$66,971,912.13 | END OF PERIOD | \$1,238,296.91 | \$1,422,954.57 | \$19,370,389.52 | \$216,562.29 |

| <u>PUBLIC HEALTH</u> | <u>CONSUMER HEALTH</u> | <u>COURT DESIGNATED FUNDS</u> | <u>DISTRICT ATTORNEY CONTRACTS</u> | <u>SHERIFF CONTRACTS</u> | <u>MISCELLANEOUS CONTRACTS</u> |
|------------------------|------------------------|-------------------------------|------------------------------------|--------------------------|--------------------------------|
| \$0.00 | \$0.00 | \$0.00 | \$0.00 | \$0.00 | \$9,900.00 |
| 762,146.57 | 765,473.59 | 1,271,463.80 | 5,358.10 | 0.00 | 6,795,427.16 |
| 17,091,016.68 | 0.00 | 80,000.00 | 0.00 | 0.00 | 3,141,328.33 |
| 433,413.57 | 9,164.43 | 42,694.59 | 26,715.11 | 83,598.36 | 128,919.06 |
| 34,277.86 | 0.00 | 101.66 | 457,760.99 | 2,007,275.62 | 848,318.82 |
| <u>18,320,854.68</u> | <u>774,638.02</u> | <u>1,394,260.05</u> | <u>489,834.20</u> | <u>2,090,873.98</u> | <u>10,923,893.37</u> |
| 87,215.30 | 0.00 | 405,980.40 | 0.00 | 0.00 | 2,444,165.18 |
| 0.00 | 0.00 | 58,327.49 | 0.00 | 1,826,500.88 | 992,648.46 |
| 0.00 | 0.00 | 413,686.93 | 135,726.94 | 0.00 | 655,258.15 |
| 14,747,251.18 | 824,816.36 | 0.00 | 0.00 | 0.00 | 5,620,797.19 |
| 260,661.46 | 53,698.00 | 1,508.14 | 57,338.96 | 255,042.96 | 304,697.56 |
| <u>15,095,127.94</u> | <u>878,514.36</u> | <u>879,502.96</u> | <u>193,065.90</u> | <u>2,081,543.84</u> | <u>10,017,566.54</u> |
| 3,225,726.74 | (103,876.34) | 514,757.09 | 296,768.30 | 9,330.14 | 906,326.83 |
| 549,000.00 | 0.00 | 0.00 | 0.00 | 0.00 | 427,275.07 |
| (549,000.00) | 0.00 | (441,616.87) | 0.00 | 0.00 | 0.00 |
| <u>3,225,726.74</u> | <u>(103,876.34)</u> | <u>73,140.22</u> | <u>296,768.30</u> | <u>9,330.14</u> | <u>1,333,601.90</u> |
| <u>22,290,436.15</u> | <u>534,239.67</u> | <u>2,360,379.56</u> | <u>1,311,255.88</u> | <u>4,775,690.10</u> | <u>8,617,016.52</u> |
| <u>\$25,516,162.89</u> | <u>\$430,363.33</u> | <u>\$2,433,519.78</u> | <u>\$1,608,024.18</u> | <u>\$4,785,020.24</u> | <u>\$9,950,618.42</u> |



**TARRANT COUNTY, TEXAS
RECORDS PRESERVATION FUNDS
FUND DESCRIPTION**

FUND 21100 - RECORDS PRESERVATION & AUTOMATION FUND - FILINGS

This fund was established, pursuant to State statutes, to account for the collection and expenditure of monies collected from filing fees to allow for the preservation and automation of County records. The County Clerk has discretion over the use of this fund.

FUND 21200 - RECORDS PRESERVATION & AUTOMATION FUND - CONVICTIONS

This fund was established, pursuant to State statutes, to account for the collection and expenditure of monies collected in court for the preservation and automation of County records.

FUND 21300 - RECORDS PRESERVATION & RESTORATION FUND

This fund was established, pursuant to State statutes, to account for the collection and expenditure of monies collected from filing fees for the preservation and restoration of County records.

FUND 21400 - COURT RECORD PRESERVATION FUND

This fund was established, pursuant to State statutes, to account for the collection and expenditure of monies collected from filing fees for the preservation and restoration of County records.

FUND 21500 – DISTRICT COURT RECORDS TECHNOLOGY (ARCHIVE) FUND

This fund was established, pursuant to State statutes, to account for the collection and expenditure of monies collected from filing fees for the preservation and restoration of district court records archives.

TARRANT COUNTY, TEXAS
COMBINING BALANCE SHEET
RECORD PRESERVATION FUNDS
AS OF 6/30/2019

| <u>COMBINED TOTAL</u> | | <u>RECORDS PRESERVATION & AUTOMATION -FILINGS</u> | <u>RECORDS PRESERVATION & AUTOMATION -CONVICTIONS</u> | <u>RECORDS PRESERVATION & RESTORATION</u> |
|--------------------------------------|--|---|---|---|
| ASSETS | | | | |
| \$19,461,525.43 | CASH AND INVESTMENTS | \$7,714,592.23 | \$881,440.55 | \$8,909,439.42 |
| 49,148.57 | OTHER RECEIVABLES | 22,293.00 | 2,452.57 | 20,675.00 |
| <u>5,618.35</u> | PREPAID EXPENSES AND INVENTORY | <u>0.00</u> | <u>0.00</u> | <u>5,618.35</u> |
| <u>\$19,516,292.35</u> | TOTAL ASSETS | <u>\$7,736,885.23</u> | <u>\$883,893.12</u> | <u>\$8,935,732.77</u> |
| LIABILITIES AND FUND BALANCES | | | | |
| LIABILITIES: | | | | |
| \$49,412.43 | ACCOUNTS PAYABLE | \$6,904.21 | \$1,467.91 | \$39,003.06 |
| <u>96,490.40</u> | OTHER LIABILITIES | <u>34,446.92</u> | <u>15,667.43</u> | <u>19,086.02</u> |
| 145,902.83 | TOTAL LIABILITIES | 41,351.13 | 17,135.34 | 58,089.08 |
| FUND BALANCES: | | | | |
| <u>19,370,389.52</u> | FUND BALANCES | <u>7,695,534.10</u> | <u>866,757.78</u> | <u>8,877,643.69</u> |
| <u>\$19,516,292.35</u> | TOTAL LIABILITIES AND FUND BALANCES | <u>\$7,736,885.23</u> | <u>\$883,893.12</u> | <u>\$8,935,732.77</u> |

| <u>COURT RECORD PRESERVATION</u> | <u>DISTRICT COURT RECORDS TECHNOLOGY (ARCHIVE)</u> |
|--|--|
| \$1,437,122.81 | \$518,930.42 |
| 2,540.00 | 1,188.00 |
| <u>0.00</u> | <u>0.00</u> |
| <u>\$1,439,662.81</u> | <u>\$520,118.42</u> |

| | |
|------------------|------------------|
| \$2,037.25 | \$0.00 |
| <u>11,022.86</u> | <u>16,267.17</u> |
| 13,060.11 | 16,267.17 |

| | |
|---------------------|-------------------|
| <u>1,426,602.70</u> | <u>503,851.25</u> |
|---------------------|-------------------|

| | |
|-----------------------|---------------------|
| <u>\$1,439,662.81</u> | <u>\$520,118.42</u> |
|-----------------------|---------------------|

TARRANT COUNTY, TEXAS
COMBINING STATEMENT OF REVENUES AND EXPENDITURES
AND CHANGES IN FUND BALANCE
RECORDS PRESERVATION FUNDS
FOR THE NINE (9) MONTHS ENDED 6/30/2019

| <u>COMBINED TOTAL</u> | | <u>RECORDS PRESERVATION & AUTOMATION -FILINGS</u> | <u>RECORDS PRESERVATION & AUTOMATION -CONVICTIONS</u> | <u>RECORDS PRESERVATION RESTORATION</u> |
|---------------------------|---|---|---|---|
| | REVENUES: | | | |
| \$3,386,314.16 | FEES OF OFFICE | \$1,229,484.74 | \$476,722.62 | \$1,139,575.00 |
| 329,679.01 | INVESTMENT INCOME | 130,410.28 | 14,762.68 | 149,130.42 |
| <u>1,342.49</u> | MISCELLANEOUS | <u>270.90</u> | <u>1,055.99</u> | <u>1.33</u> |
| 3,717,335.66 | TOTAL REVENUES | 1,360,165.92 | 492,541.29 | 1,288,706.75 |
| | EXPENDITURES: | | | |
| | CURRENT: | | | |
| 1,641,356.04 | GENERAL GOVERNMENT | 782,428.74 | 368,927.14 | 490,000.16 |
| 837,701.98 | JUDICIAL | 118,830.16 | 0.00 | 51,983.10 |
| <u>131,379.21</u> | CAPITAL/CONSTRUCTION | <u>25,138.01</u> | <u>44,378.26</u> | <u>512.20</u> |
| <u>2,610,437.23</u> | TOTAL EXPENDITURES | <u>926,396.91</u> | <u>413,305.40</u> | <u>542,495.46</u> |
| 1,106,898.43 | EXCESS (DEFICIT) OF REVENUES OVER EXPENDITURES | 433,769.01 | 79,235.89 | 746,211.29 |
| | OTHER FINANCING SOURCES (USES): | | | |
| <u>0.00</u> | OPERATING TRANSFERS OUT | <u>0.00</u> | <u>0.00</u> | <u>0.00</u> |
| 1,106,898.43 | EXCESS (DEFICIT) OF REVENUES AND OPERATING TRANSFERS OVER EXPENDITURES | 433,769.01 | 79,235.89 | 746,211.29 |
| | FUND BALANCES: | | | |
| <u>18,263,491.09</u> | BEGINNING OF PERIOD | <u>7,261,765.09</u> | <u>787,521.89</u> | <u>8,131,432.40</u> |
| <u>\$19,370,389.52</u> | END OF PERIOD | <u>\$7,695,534.10</u> | <u>\$866,757.78</u> | <u>\$8,877,643.69</u> |

| <u>COURT RECORD PRESERVATION</u> | <u>DISTRICT COURT RECORDS TECHNOLOGY (ARCHIVE)</u> |
|--|--|
| \$318,543.40 | \$221,988.40 |
| 24,796.50 | 10,579.13 |
| 14.27 | 0.00 |
| <u>343,354.17</u> | <u>232,567.53</u> |
| 0.00 | 0.00 |
| 250,599.36 | 416,289.36 |
| 61,350.74 | 0.00 |
| <u>311,950.10</u> | <u>416,289.36</u> |
| 31,404.07 | (183,721.83) |
| 0.00 | 0.00 |
| 31,404.07 | (183,721.83) |
| <u>1,395,198.63</u> | <u>687,573.08</u> |
| <u>\$1,426,602.70</u> | <u>\$503,851.25</u> |



**TARRANT COUNTY, TEXAS
COURT DESIGNATED FUNDS
FUND DESCRIPTION**

FUND 22100 - COURTHOUSE SECURITY FUND

This fund was established, pursuant to State statutes, to account for the collection of Courthouse security fees assessed in court cases. Revenue is subsequently transferred to the general fund where expenditures for Courthouse security are recorded.

FUND 22400 – JUVENILE DELINQUENCY PREVENTION FUND

This fund was established, pursuant to State statutes, to account for the collection of a fee related to graffiti court cases. The revenues in this fund are to be used to repair damages, provide educational and intervention programs, and provide rewards to the public for aiding in the apprehension and prosecution of offenders who commit graffiti offenses.

FUND 22500 - ALTERNATIVE DISPUTE RESOLUTION SYSTEM (ADRS)

This fund was established, pursuant to State statutes, to account for an alternative dispute resolution system for the peaceable and expeditious resolution of citizen disputes.

FUND 22600 – PROBATE CONTRIBUTIONS FUND

This fund was established, pursuant to State statutes, to account for the collection of a fee under Section 51.704. The revenues in this fund are to be used for court-related purposes for the support of the statutory probate courts.

FUND 24300 - APPELLATE JUDICIAL SYSTEM FUND

This fund was established, pursuant to State statutes, to account for the collection and expenditure of monies collected in civil cases to provide for a portion of the operational costs of the Court of Appeals.

FUND 22700 – JUSTICE COURT TECHNOLOGY FUND

This fund was established, pursuant to State statutes, to account for the collection and expenditure of monies to provide for technology in the justice of the peace courts.

FUND 22800 – JUSTICE COURT BUILDING SECURITY FUND

This fund was established, pursuant to State statutes, to account for the collection and expenditure of monies to provide for security in the justice court buildings.

FUND 22900 – CHILD ABUSE PREVENTION FUND

This fund was established, pursuant to State statutes, to account for the collection and expenditure of monies to provide for child abuse prevention programs.

FUND 23000 – FAMILY PROTECTION FUND

This fund was established, pursuant to State statutes, to account for the collection and expenditure of monies to provide for family protection services.

FUND 23100 – GUARDIANSHIP FUND

This fund was established, pursuant to State statutes, to account for the collection and expenditure of monies to provide compensation of a guardian ad litem, an attorney ad litem, and/or fund local guardianship programs for indigent incapacitated persons.

FUND 23200 – DRUG AND ALCOHOL COURT FUND

This fund was established, pursuant to State statutes, to account for the collection and expenditure of monies to provide for drug and alcohol court program.

FUND 23300 – COUNTY AND DISTRICT COURT TECHNOLOGY FUND

This fund was established, pursuant to State statutes, to account for the collection and expenditure of monies to provide for county and district court technology.

TARRANT COUNTY, TEXAS
COMBINING BALANCE SHEET
COURT DESIGNATED FUNDS
AS OF 6/30/2019


| <u>COMBINED TOTAL</u> | | <u>COURTHOUSE SECURITY</u> | <u>JUVENILE DELINQUENCY PREVENTION</u> | <u>ADRS</u> | <u>PROBATE CONTRIBUTION FUND</u> | <u>APPELLATE JUDICIAL SYSTEM</u> |
|--------------------------------------|--|--------------------------------|--|---------------------|--|--|
| ASSETS | | | | | | |
| \$2,455,876.10 | CASH AND INVESTMENTS | \$0.00 | \$2,814.76 | \$863,136.77 | \$484,060.71 | \$32,381.85 |
| <u>6,264.34</u> | OTHER RECEIVABLES | <u>0.00</u> | <u>0.00</u> | <u>3,024.00</u> | <u>0.00</u> | <u>1,220.00</u> |
| <u>\$2,462,140.44</u> | TOTAL ASSETS | <u>\$0.00</u> | <u>\$2,814.76</u> | <u>\$866,160.77</u> | <u>\$484,060.71</u> | <u>\$33,601.85</u> |
| LIABILITIES AND FUND BALANCES | | | | | | |
| LIABILITIES: | | | | | | |
| \$17,161.00 | ACCOUNTS PAYABLE | \$0.00 | \$0.00 | \$0.00 | \$0.00 | \$0.00 |
| <u>11,459.66</u> | OTHER LIABILITIES | <u>0.00</u> | <u>0.00</u> | <u>0.00</u> | <u>3,049.94</u> | <u>3,080.69</u> |
| 28,620.66 | TOTAL LIABILITIES | 0.00 | 0.00 | 0.00 | 3,049.94 | 3,080.69 |
| FUND BALANCES: | | | | | | |
| <u>2,433,519.78</u> | FUND BALANCES | <u>0.00</u> | <u>2,814.76</u> | <u>866,160.77</u> | <u>481,010.77</u> | <u>30,521.16</u> |
| <u>\$2,462,140.44</u> | TOTAL LIABILITIES AND FUND BALANCES | <u>\$0.00</u> | <u>\$2,814.76</u> | <u>\$866,160.77</u> | <u>\$484,060.71</u> | <u>\$33,601.85</u> |

| JUSTICE COURT TECHNOLOGY FUND | JUSTICE COURT BLDG SECURITY FUND | CHILD ABUSE PREVENTION FUND | FAMILY PROTECTION FUND | GUARDIANSHIP FUND | DRUG & ALCOHOL COURT | COUNTY AND DISTRICT COURT TECHNOLOGY FUND |
|-------------------------------------|--|-----------------------------------|------------------------------|----------------------|----------------------------|--|
| \$199,655.39 | \$0.00 | \$77,771.60 | \$128,805.32 | \$66,622.94 | \$435,726.30 | \$164,900.46 |
| 0.00 | 0.00 | 0.00 | 630.00 | 1,220.00 | 106.12 | 64.22 |
| <u>\$199,655.39</u> | <u>\$0.00</u> | <u>\$77,771.60</u> | <u>\$129,435.32</u> | <u>\$67,842.94</u> | <u>\$435,832.42</u> | <u>\$164,964.68</u> |
| \$0.00 | \$0.00 | \$0.00 | \$17,161.00 | \$0.00 | \$0.00 | \$0.00 |
| 0.00 | 0.00 | 0.00 | 0.00 | 0.00 | 5,329.03 | 0.00 |
| 0.00 | 0.00 | 0.00 | 17,161.00 | 0.00 | 5,329.03 | 0.00 |
| <u>199,655.39</u> | <u>0.00</u> | <u>77,771.60</u> | <u>112,274.32</u> | <u>67,842.94</u> | <u>430,503.39</u> | <u>164,964.68</u> |
| <u>\$199,655.39</u> | <u>\$0.00</u> | <u>\$77,771.60</u> | <u>\$129,435.32</u> | <u>\$67,842.94</u> | <u>\$435,832.42</u> | <u>\$164,964.68</u> |

TARRANT COUNTY, TEXAS
COMBINING STATEMENT OF REVENUES AND EXPENDITURES
AND CHANGES IN FUND BALANCE
COURT DESIGNATED FUNDS
FOR THE NINE (9) MONTHS ENDED 6/30/2019

| <u>COMBINED TOTAL</u> | | <u>COURTHOUSE SECURITY</u> | <u>JUVENILE DELINQUENCY PREVENTION</u> | <u>ADRS</u> | <u>PROBATE CONTRIBUTION FUND</u> | <u>APPELLATE JUDICIAL SYSTEM</u> |
|---------------------------|--|--------------------------------|--|---------------------|--|--|
| | REVENUES: | | | | | |
| \$1,271,463.80 | FEEs OF OFFICE | \$435,511.64 | \$199.00 | \$341,213.44 | \$0.00 | \$131,921.00 |
| 80,000.00 | INTERGOVERNMENTAL | 0.00 | 0.00 | 0.00 | 80,000.00 | 0.00 |
| 42,694.59 | INVESTMENT INCOME | 0.00 | 47.62 | 15,140.37 | 8,280.22 | 573.61 |
| 101.66 | MISCELLANEOUS | 0.00 | 0.00 | 0.00 | 0.00 | 0.00 |
| <u>1,394,260.05</u> | TOTAL REVENUES | <u>435,511.64</u> | <u>246.62</u> | <u>356,353.81</u> | <u>88,280.22</u> | <u>132,494.61</u> |
| | EXPENDITURES: | | | | | |
| | CURRENT: | | | | | |
| 405,980.40 | GENERAL GOVERNMENT | 0.00 | 0.00 | 305,980.40 | 0.00 | 0.00 |
| 58,327.49 | PUBLIC SAFETY | 0.00 | 0.00 | 0.00 | 0.00 | 0.00 |
| 413,686.93 | JUDICIAL | 0.00 | 0.00 | 0.00 | 83,579.70 | 126,973.25 |
| 1,508.14 | CAPITAL/CONSTRUCTION | 0.00 | 0.00 | 0.00 | 0.00 | 0.00 |
| <u>879,502.96</u> | TOTAL EXPENDITURES | <u>0.00</u> | <u>0.00</u> | <u>305,980.40</u> | <u>83,579.70</u> | <u>126,973.25</u> |
| 514,757.09 | EXCESS (DEFICIT) OF REVENUES OVER EXPENDITURES | 435,511.64 | 246.62 | 50,373.41 | 4,700.52 | 5,521.36 |
| | OTHER FINANCING SOURCES (USES): | | | | | |
| <u>(441,616.87)</u> | OPERATING TRANSFERS OUT | <u>(435,511.64)</u> | <u>0.00</u> | <u>0.00</u> | <u>0.00</u> | <u>0.00</u> |
| 73,140.22 | EXCESS (DEFICIT) OF REVENUES AND OPERATING TRANSFERS OVER EXPENDITURES | 0.00 | 246.62 | 50,373.41 | 4,700.52 | 5,521.36 |
| | FUND BALANCES: | | | | | |
| <u>2,360,379.56</u> | BEGINNING OF PERIOD | <u>0.00</u> | <u>2,568.14</u> | <u>815,787.36</u> | <u>476,310.25</u> | <u>24,999.80</u> |
| <u>\$2,433,519.78</u> | END OF PERIOD | <u>\$0.00</u> | <u>\$2,814.76</u> | <u>\$866,160.77</u> | <u>\$481,010.77</u> | <u>\$30,521.16</u> |

| JUSTICE COURT TECHNOLOGY FUND | JUSTICE COURT BUILDING SECURITY | CHILD ABUSE PREVENTION FUND | FAMILY PROTECTION FUND | GUARDIANSHIP FUND | DRUG & ALCOHOL COURT | COUNTY AND DISTRICT COURT TECHNOLOGY FUND |
|-------------------------------------|---------------------------------------|-----------------------------------|------------------------------|----------------------|----------------------------|--|
| \$24,420.99 | \$6,105.23 | \$5,446.09 | \$89,479.00 | \$76,385.00 | \$129,172.68 | \$31,609.73 |
| 0.00 | 0.00 | 0.00 | 0.00 | 0.00 | 0.00 | 0.00 |
| 3,249.10 | 0.00 | 1,304.87 | 2,717.38 | 1,325.29 | 7,441.87 | 2,614.26 |
| 101.66 | 0.00 | 0.00 | 0.00 | 0.00 | 0.00 | 0.00 |
| 27,771.75 | 6,105.23 | 6,750.96 | 92,196.38 | 77,710.29 | 136,614.55 | 34,223.99 |
| 0.00 | 0.00 | 0.00 | 0.00 | 100,000.00 | 0.00 | 0.00 |
| 0.00 | 0.00 | 0.00 | 0.00 | 0.00 | 58,327.49 | 0.00 |
| 0.00 | 0.00 | 0.00 | 142,288.00 | 0.00 | 60,845.98 | 0.00 |
| 0.00 | 0.00 | 0.00 | 0.00 | 0.00 | 0.00 | 1,508.14 |
| 0.00 | 0.00 | 0.00 | 142,288.00 | 100,000.00 | 119,173.47 | 1,508.14 |
| 27,771.75 | 6,105.23 | 6,750.96 | (50,091.62) | (22,289.71) | 17,441.08 | 32,715.85 |
| 0.00 | (6,105.23) | 0.00 | 0.00 | 0.00 | 0.00 | 0.00 |
| 27,771.75 | 0.00 | 6,750.96 | (50,091.62) | (22,289.71) | 17,441.08 | 32,715.85 |
| 171,883.64 | 0.00 | 71,020.64 | 162,365.94 | 90,132.65 | 413,062.31 | 132,248.83 |
| <u>\$199,655.39</u> | <u>\$0.00</u> | <u>\$77,771.60</u> | <u>\$112,274.32</u> | <u>\$67,842.94</u> | <u>\$430,503.39</u> | <u>\$164,964.68</u> |



**TARRANT COUNTY, TEXAS
ENTERPRISE FUNDS
FUND DESCRIPTIONS**

FUND 51100 – RESOURCE CONNECTION

This fund was established to account for activities of the Resource Connection.

FUND 51200 – OIL & GAS ROYALTY FUND

This fund was established to account for proceeds from the lease of County mineral rights on the Resource Connection campus.

TARRANT COUNTY, TEXAS
STATEMENT OF NET POSITION
ENTERPRISE FUNDS
AS OF 6/30/2019

| <u>COMBINED TOTAL</u> | | <u>RESOURCE CONNECTION</u> | <u>OIL & GAS ROYALTY</u> |
|---------------------------------------|--|--------------------------------|----------------------------------|
| ASSETS | | | |
| \$3,325,851.04 | CASH AND INVESTMENTS | \$1,936,094.78 | \$1,389,756.26 |
| 16,285.93 | OTHER RECEIVABLES (NET) | 16,285.93 | 0.00 |
| 4,682.79 | PREPAID EXPENSES & INVENTORY | 4,682.79 | 0.00 |
| <u>4,191,672.36</u> | FIXED ASSETS (NET) | <u>3,460,318.18</u> | <u>731,354.18</u> |
| <u>7,538,492.12</u> | TOTAL ASSETS | <u>5,417,381.68</u> | <u>2,121,110.44</u> |
| DEFERRED OUTFLOWS OF RESOURCES | | | |
| 112,371.00 | PENSION CONTRIBUTIONS AFTER MEASUREMENT DATE | 112,371.00 | 0.00 |
| 31,838.00 | CHANGES IN PENSION ASSUMPTIONS | 31,838.00 | 0.00 |
| <u>24,494.00</u> | OPEB CONTRIBUTIONS AFTER MEASUREMENT DATE | <u>24,494.00</u> | <u>0.00</u> |
| <u>168,703.00</u> | TOTAL DEFERRED OUTFLOWS OF RESOURCES | <u>168,703.00</u> | <u>0.00</u> |
| LIABILITIES | | | |
| 30,941.53 | ACCOUNTS PAYABLE | 30,334.75 | 606.78 |
| 40,102.68 | OTHER LIABILITIES | 40,102.68 | 0.00 |
| 660,339.89 | ADVANCE FROM CAPITAL PROJECTS FUND | 660,339.89 | 0.00 |
| 72,129.18 | UNEARNED REVENUE | 72,129.18 | 0.00 |
| 815,827.00 | NET PENSION LIABILITY | 815,827.00 | 0.00 |
| 705,823.00 | OTHER POST EMPLOYMENT BENEFIT LIABILITY | 705,823.00 | 0.00 |
| <u>111,735.03</u> | COMPENSATED ABSENCES | <u>111,735.03</u> | <u>0.00</u> |
| <u>2,436,898.31</u> | TOTAL LIABILITIES | <u>2,436,291.53</u> | <u>606.78</u> |
| DEFERRED INFLOWS OF RESOURCES | | | |
| 70,347.00 | DIFFERENCE IN EXPECTED & ACTUAL PENSION EXPERIENCE | 70,347.00 | 0.00 |
| 50,447.00 | DIFFERENCE IN PROJECTED & ACTUAL PENSION EARNINGS | 50,447.00 | 0.00 |
| 24,667.00 | CHANGES IN PENSION ASSUMPTIONS | 24,667.00 | 0.00 |
| <u>50,080.00</u> | CHANGES IN OPEB ASSUMPTIONS | <u>50,080.00</u> | <u>0.00</u> |
| <u>195,541.00</u> | TOTAL DEFERRED INFLOWS OF RESOURCES | <u>195,541.00</u> | <u>0.00</u> |
| NET POSITION | | | |
| <u>5,074,755.81</u> | NET POSITION | <u>2,954,252.15</u> | <u>2,120,503.66</u> |
| <u>\$5,074,755.81</u> | TOTAL NET POSITION | <u>\$2,954,252.15</u> | <u>\$2,120,503.66</u> |

TARRANT COUNTY, TEXAS
COMBINING STATEMENT OF REVENUES, EXPENSES
AND CHANGES IN FUND NET POSITION
ENTERPRISE FUNDS
FOR THE NINE (9) MONTHS ENDED 6/30/2019

| COMBINED TOTAL | | RESOURCE CONNECTION | OIL & GAS ROYALTY |
|-------------------|---|------------------------|----------------------|
| | OPERATING REVENUES: | | |
| \$2,436,154.26 | BUILDING RENTALS | \$2,436,154.26 | \$0.00 |
| 83,541.89 | OTHER REVENUES | 3,035.69 | 80,506.20 |
| 2,519,696.15 | TOTAL OPERATING REVENUES | 2,439,189.95 | 80,506.20 |
| | OPERATING EXPENSES: | | |
| 924,574.32 | PERSONNEL | 924,574.32 | 0.00 |
| 1,060,453.69 | BUILDING AND EQUIPMENT | 1,053,145.69 | 7,308.00 |
| 225,540.51 | DEPRECIATION AND AMORTIZATION | 165,298.68 | 60,241.83 |
| 29,765.10 | INSURANCE PREMIUMS | 29,765.10 | 0.00 |
| 177,851.01 | OTHER EXPENSES | 177,851.01 | 0.00 |
| 2,418,184.63 | TOTAL OPERATING EXPENSES | 2,350,634.80 | 67,549.83 |
| 101,511.52 | OPERATING INCOME (LOSS) | 88,555.15 | 12,956.37 |
| | NON-OPERATING REVENUE (EXPENSE): | | |
| 54,621.47 | INTEREST INCOME | 31,246.68 | 23,374.79 |
| 156,132.99 | NET INCOME (LOSS) BEFORE TRANSFERS | 119,801.83 | 36,331.16 |
| | OPERATING TRANSFERS: | | |
| 0.00 | OPERATING TRANSFERS IN | 0.00 | 0.00 |
| 0.00 | OPERATING TRANSFERS OUT | 0.00 | 0.00 |
| 156,132.99 | NET INCOME (LOSS) | 119,801.83 | 36,331.16 |
| | NET POSITION: | | |
| 4,918,622.82 | BEGINNING OF PERIOD | 2,834,450.32 | 2,084,172.50 |
| \$5,074,755.81 | END OF PERIOD | \$2,954,252.15 | \$2,120,503.66 |



**TARRANT COUNTY, TEXAS
INTERNAL SERVICE FUNDS
FUND DESCRIPTIONS**

FUND 61500 - SELF INSURANCE FUND

This fund was established to account for expenditures of bond proceeds received in fiscal year 1998 for the county self insured general liability claims.

FUND 61900 - WORKERS COMPENSATION

This fund was established to account for workers compensation claims. Prior to the establishment of fund 615, this fund was used for general liability and automobile/property damage claims.

FUND 62100 - COUNTY CLERK PROFESSIONAL LIABILITY FUND

This fund was established to account for the County Clerk's errors and omissions self insurance.

FUND 62200 - DISTRICT CLERK PROFESSIONAL LIABILITY FUND

This fund was established to account for the District Clerk's errors and omissions self insurance.

FUND 65100 - EMPLOYEE BENEFITS FUND

This fund was established to account for Tarrant County employee benefits.

TARRANT COUNTY, TEXAS
STATEMENT OF NET POSITION
INTERNAL SERVICE FUNDS
AS OF 6/30/2019

| <u>COMBINED TOTAL</u> | | <u>SELF INSURANCE</u> | <u>WORKERS COMPENSATION</u> | <u>COUNTY CLERK PROFESSIONAL LIABILITY</u> |
|---------------------------|--------------------------------|-----------------------|---------------------------------|--|
| ASSETS | | | | |
| \$29,056,939.90 | CASH AND INVESTMENTS | \$1,757,569.01 | \$2,597,096.16 | \$705,309.68 |
| 4,085.80 | OTHER RECEIVABLES | 1,924.78 | 1,221.75 | 0.00 |
| <u>241,000.00</u> | PREPAID EXPENSES AND INVENTORY | <u>0.00</u> | <u>0.00</u> | <u>0.00</u> |
| <u>29,302,025.70</u> | TOTAL ASSETS | <u>1,759,493.79</u> | <u>2,598,317.91</u> | <u>705,309.68</u> |
| LIABILITIES | | | | |
| 857,810.32 | ACCOUNTS PAYABLE | 54,524.74 | 600.00 | 0.00 |
| 13,506,585.84 | OTHER LIABILITIES | 969,412.07 | 8,521,002.00 | 0.00 |
| <u>84,822.88</u> | UNEARNED REVENUE | <u>0.00</u> | <u>0.00</u> | <u>0.00</u> |
| <u>14,449,219.04</u> | TOTAL LIABILITIES | <u>1,023,936.81</u> | <u>8,521,602.00</u> | <u>0.00</u> |
| NET POSITION | | | | |
| <u>14,852,806.66</u> | NET POSITION | <u>735,556.98</u> | <u>(5,923,284.09)</u> | <u>705,309.68</u> |
| <u>\$14,852,806.66</u> | TOTAL NET POSITION | <u>\$735,556.98</u> | <u>(\$5,923,284.09)</u> | <u>\$705,309.68</u> |

| DISTRICT CLERK PROFESSIONAL LIABILITY | EMPLOYEE BENEFITS |
|---|-------------------------------|
| \$591,360.88 | \$23,405,604.17 |
| 0.00 | 939.27 |
| 0.00 | 241,000.00 |
| <u>591,360.88</u> | <u>23,647,543.44</u> |
| 0.00 | 802,685.58 |
| 0.00 | 4,016,171.77 |
| 0.00 | 84,822.88 |
| <u>0.00</u> | <u>4,903,680.23</u> |
| <u>591,360.88</u> | <u>18,743,863.21</u> |
| <u><u>\$591,360.88</u></u> | <u><u>\$18,743,863.21</u></u> |


TARRANT COUNTY, TEXAS
COMBINING STATEMENT OF REVENUES, EXPENSES
AND CHANGES IN FUND NET POSITION
INTERNAL SERVICE FUNDS
FOR THE NINE (9) MONTHS ENDED 6/30/2019

| <u>COMBINED TOTAL</u> | | <u>SELF INSURANCE</u> | <u>WORKERS COMPENSATION</u> | <u>COUNTY CLERK PROFESSIONAL LIABILITY</u> |
|---------------------------|---|-----------------------|---------------------------------|--|
| | OPERATING REVENUES: | | | |
| \$16,814,004.65 | USER FEES | \$0.00 | \$0.00 | \$5.00 |
| 46,385,725.64 | COUNTY CONTRIBUTIONS | 0.00 | 1,778,928.18 | 0.00 |
| 1,647,653.80 | OTHER REVENUES | 9,667.30 | 149,792.06 | 0.00 |
| 64,847,384.09 | TOTAL OPERATING REVENUES | 9,667.30 | 1,928,720.24 | 5.00 |
| | OPERATING EXPENSES: | | | |
| 71,004.77 | BUILDING AND EQUIPMENT | 70,485.51 | 0.00 | 0.00 |
| 54,861,643.76 | SELF INSURANCE CLAIMS | 68,852.99 | 1,688,397.30 | 0.00 |
| 5,475,802.94 | INSURANCE PREMIUMS | 0.00 | 0.00 | 0.00 |
| 2,906,854.32 | ADMINISTRATION | 0.00 | 0.00 | 0.00 |
| 840,647.30 | OTHER EXPENSES | 39,619.31 | 155,940.30 | 0.00 |
| 64,155,953.09 | TOTAL OPERATING EXPENSES | 178,957.81 | 1,844,337.60 | 0.00 |
| 691,431.00 | OPERATING INCOME (LOSS) | (169,290.51) | 84,382.64 | 5.00 |
| | NON-OPERATING REVENUE (EXPENSE): | | | |
| 429,749.03 | INTEREST INCOME | 30,882.04 | 41,516.37 | 12,237.06 |
| 1,121,180.03 | NET INCOME (LOSS) BEFORE TRANSFERS | (138,408.47) | 125,899.01 | 12,242.06 |
| | OPERATING TRANSFERS: | | | |
| 375,000.00 | OPERATING TRANSFERS IN | 375,000.00 | 0.00 | 0.00 |
| 0.00 | OPERATING TRANSFERS OUT | 0.00 | 0.00 | 0.00 |
| 1,496,180.03 | NET INCOME (LOSS) | 236,591.53 | 125,899.01 | 12,242.06 |
| | NET POSITION: | | | |
| 13,356,626.63 | BEGINNING OF PERIOD | 498,965.45 | (6,049,183.10) | 693,067.62 |
| \$14,852,806.66 | END OF PERIOD | \$735,556.98 | (\$5,923,284.09) | \$705,309.68 |

| <u>DISTRICT CLERK PROFESSIONAL LIABILITY</u> | <u>EMPLOYEE BENEFITS</u> |
|--|------------------------------|
| \$95.00 | \$16,813,904.65 |
| 0.00 | 44,606,797.46 |
| 0.00 | 1,488,194.44 |
| <hr/> | <hr/> |
| 95.00 | 62,908,896.55 |
| 0.00 | 519.26 |
| 0.00 | 53,104,393.47 |
| 0.00 | 5,475,802.94 |
| 0.00 | 2,906,854.32 |
| 9,277.66 | 635,810.03 |
| <hr/> | <hr/> |
| 9,277.66 | 62,123,380.02 |
| (9,182.66) | 785,516.53 |
| <hr/> | <hr/> |
| 10,324.82 | 334,788.74 |
| 1,142.16 | 1,120,305.27 |
| 0.00 | 0.00 |
| 0.00 | 0.00 |
| <hr/> | <hr/> |
| 1,142.16 | 1,120,305.27 |
| <hr/> | <hr/> |
| 590,218.72 | 17,623,557.94 |
| <hr/> | <hr/> |
| <u>\$591,360.88</u> | <u>\$18,743,863.21</u> |



TARRANT COUNTY
BUDGETARY INFORMATION



TARRANT COUNTY, TEXAS
SUMMARY BUDGET VERSUS ACTUAL (BUDGET BASIS) REVENUE AND EXPENDITURES
TAX SUPPORTED FUNDS
FOR THE NINE (9) MONTHS ENDED 6/30/2019

| | CURRENT MONTH ACTUAL | YTD ACTUAL | BUDGET | PERCENT | LAST YEAR PERCENT |
|--------------------------------------|-------------------------|----------------------|----------------------|---------------|----------------------|
| <u>GENERAL FUND</u> | | | | | |
| REVENUES: | | | | | |
| Taxes | \$4,369,626 | \$380,336,672 | \$381,054,856 | 99.81% | OVER 100% |
| Licenses | 122,967 | 941,773 | 1,230,400 | 76.54% | 80.55% |
| Fees of Office | 3,135,521 | 54,077,019 | 59,068,300 | 91.55% | 88.98% |
| Intergovernmental | 1,315,189 | 16,435,690 | 21,532,566 | 76.33% | 69.55% |
| Investment Income | 431,243 | 3,584,388 | 3,305,000 | OVER 100% | OVER 100% |
| Other Revenues | 615,265 | 8,330,245 | 10,313,650 | 80.77% | 75.09% |
| Transfers | 48,115 | 441,617 | 650,000 | 67.94% | 74.71% |
| Contingent | | | 5,000,000 | | |
| Cash Carryforward | | 75,363,257 | 72,736,482 | | |
| | <u>\$10,037,926</u> | <u>\$539,510,661</u> | <u>\$554,891,254</u> | <u>97.23%</u> | <u>97.83%</u> |
| EXPENDITURES: | | | | | |
| Personnel | \$26,781,392 | \$254,944,716 | \$352,657,096 | 72.29% | 72.07% |
| Other | 6,626,172 | 80,765,287 | 101,400,698 | 79.65% | 81.06% |
| Transfers | 3,531,416 | 30,091,657 | 42,399,759 | 70.97% | 75.43% |
| Grant Match and Subsidy | 91,880 | 1,695,779 | 4,411,821 | 38.44% | 41.28% |
| Undesignated | | | 5,199,246 | | |
| Contingent | | | 5,000,000 | | |
| Reserves | | | 43,822,634 | | |
| | <u>\$37,030,860</u> | <u>\$367,497,438</u> | <u>\$554,891,254</u> | <u>66.23%</u> | <u>67.00%</u> |
| <u>ROAD & BRIDGE FUND</u> | | | | | |
| REVENUES: | | | | | |
| Taxes | \$46 | \$354 | \$0 | OVER 100% | OVER 100% |
| Fees of Office | 1,521,840 | 13,884,710 | 18,323,600 | 75.78% | 74.05% |
| Intergovernmental | 15,026 | 56,552 | 55,000 | OVER 100% | OVER 100% |
| Investment Income | 24,772 | 204,083 | 290,000 | 70.37% | OVER 100% |
| Other Revenues | 150 | 216,942 | 277,000 | 78.32% | OVER 100% |
| Transfers | 692,099 | 6,228,892 | 8,305,190 | 75.00% | 75.00% |
| Cash Carryforward | | 8,743,641 | 7,810,921 | | |
| | <u>\$2,253,933</u> | <u>\$29,335,174</u> | <u>\$35,061,711</u> | <u>83.67%</u> | <u>85.06%</u> |
| EXPENDITURES: | | | | | |
| Personnel | \$1,595,707 | \$14,868,628 | \$21,501,344 | 69.15% | 70.56% |
| Other | 382,671 | 6,077,927 | 12,265,814 | 49.55% | 45.59% |
| Undesignated | | | 1,294,553 | | |
| | <u>\$1,978,378</u> | <u>\$20,946,555</u> | <u>\$35,061,711</u> | <u>59.74%</u> | <u>60.91%</u> |
| <u>DEBT SERVICE FUND</u> | | | | | |
| REVENUES: | | | | | |
| Taxes | \$684,600 | \$35,965,101 | \$36,322,759 | 99.02% | OVER 100% |
| Investment Income | 64,817 | 389,857 | 289,967 | OVER 100% | OVER 100% |
| Cash Carryforward | | 1,761,541 | 1,671,543 | | |
| | <u>\$749,417</u> | <u>38,116,499</u> | <u>\$38,284,269</u> | <u>99.56%</u> | <u>OVER 100%</u> |
| EXPENDITURES: | | | | | |
| Principal | \$0 | \$0 | \$28,125,000 | 0.00% | 0.00% |
| Interest | 0 | 4,576,635 | 9,153,269 | 50.00% | 49.30% |
| Other Expenditures | 1,350 | 5,150 | 6,000 | 85.83% | 43.57% |
| Reserves | | | 1,000,000 | | |
| | <u>\$1,350</u> | <u>\$4,581,785</u> | <u>\$38,284,269</u> | <u>11.97%</u> | <u>12.87%</u> |

**TARRANT COUNTY, TEXAS
GENERAL FUND FEES OF OFFICE ANALYSIS
FOR THE NINE (9) MONTHS ENDED 6/30/2019
(BUDGET BASIS)**

| <u>FEE OFFICE</u> | <u>ACTUAL REVENUE</u> | <u>ANNUAL BUDGET</u> | <u>PERCENT COLLECTED</u> | <u>LAST YEAR PERCENT</u> |
|--------------------------------------|----------------------------|----------------------------|--------------------------|--------------------------|
| Tax Assessor/Collector | \$32,879,469 | \$32,591,000 | OVER 100% | 97.89% |
| County Clerk | 8,665,661 | 10,857,000 | 79.82% | 78.22% |
| Sheriff | 466,542 | 610,300 | 76.44% | 68.70% |
| Constable 1 | 692,801 | 820,000 | 84.49% | 77.29% |
| Constable 2 | 706,912 | 700,000 | OVER 100% | 78.19% |
| Constable 3 | 547,874 | 825,000 | 66.41% | 78.38% |
| Constable 4 | 447,215 | 535,000 | 83.59% | 77.40% |
| Constable 5 | 248,767 | 312,000 | 79.73% | 74.03% |
| Constable 6 | 434,253 | 480,000 | 90.47% | 76.35% |
| Constable 7 | 559,557 | 625,000 | 89.53% | 76.52% |
| Constable 8 | 645,057 | 680,000 | 94.86% | 73.02% |
| District Clerk | 3,465,932 | 4,456,000 | 77.78% | 78.92% |
| Domestic Relations | 965,824 | 1,319,500 | 73.20% | 69.98% |
| District Attorney | 91,612 | 108,000 | 84.83% | 78.02% |
| Justice of Peace 1 | 168,202 | 190,000 | 88.53% | 86.32% |
| Justice of Peace 2 | 197,655 | 205,000 | 96.42% | 81.34% |
| Justice of Peace 3 | 124,652 | 155,000 | 80.42% | 81.23% |
| Justice of Peace 4 | 144,558 | 190,000 | 76.08% | 81.57% |
| Justice of Peace 5 | 76,244 | 90,000 | 84.72% | 74.75% |
| Justice of Peace 6 | 181,563 | 210,000 | 86.46% | 85.31% |
| Justice of Peace 7 | 197,047 | 200,000 | 98.52% | 86.90% |
| Justice of Peace 8 | 132,625 | 135,000 | 98.24% | 80.48% |
| County Courts | 16,481 | 20,000 | 82.41% | 81.05% |
| Elections | 1,446 | 1,500 | 96.37% | OVER 100% |
| Medical Examiner | 1,776,644 | 2,229,000 | 79.71% | 82.72% |
| Other | <u>242,427</u> | <u>524,000</u> | <u>46.26%</u> | <u>95.60%</u> |
| TOTAL | <u><u>\$54,077,019</u></u> | <u><u>\$59,068,300</u></u> | <u>91.55%</u> | <u>88.98%</u> |
| RATABLE COLLECTION PERCENTAGE | | | <u><u>75.00%</u></u> | |

**TARRANT COUNTY, TEXAS
BUDGET REPORT
FOR THE NINE (9) MONTHS ENDED 6/30/2019**

| GENERAL FUND | CURRENT MONTH EXPENDITURES | ENCUMBRANCES AND COMMITMENTS | TOTAL EXPENDITURES & COMMITMENTS | TOTAL BUDGET | UNEXPENDED BUDGET | % BUDGET USED |
|-------------------------------|---|---|---|-------------------------|------------------------------|------------------------------|
| County Judge | 82,864.25 | 75.47 | 794,502.84 | 1,092,479.00 | 297,976.16 | 72.72% |
| County Administrator | 183,656.45 | 3,911.51 | 1,677,800.71 | 2,789,803.00 | 1,112,002.29 | 60.14% |
| Non-Departmental | 4,522,723.42 | 737,787.72 | 42,002,748.70 | 58,549,938.00 | 16,547,189.30 | 71.74% |
| Auditor | 570,988.71 | 3,396.39 | 5,573,611.77 | 7,667,128.00 | 2,093,516.23 | 72.69% |
| Budget/Risk Management | 37,267.32 | 201.88 | 536,357.21 | 883,346.00 | 346,988.79 | 60.72% |
| Tax Assessor / Collector | 1,301,313.31 | 49,102.80 | 11,963,999.48 | 16,333,858.00 | 4,369,858.52 | 73.25% |
| Elections Administration | 266,186.69 | 5,363.38 | 4,379,044.81 | 6,331,868.00 | 1,952,823.19 | 69.16% |
| Information Technology | 2,659,614.61 | 1,637,173.72 | 32,861,019.86 | 42,271,157.00 | 9,410,137.14 | 77.74% |
| Human Resources | 250,916.18 | 59,850.63 | 2,479,813.68 | 3,468,948.00 | 989,134.32 | 71.49% |
| Purchasing | 184,023.57 | - | 1,780,259.11 | 2,402,968.00 | 622,708.89 | 74.09% |
| Facilities | 360,626.34 | 239,023.40 | 3,572,710.66 | 5,115,006.00 | 1,542,295.34 | 69.85% |
| Sheriff | 3,712,457.83 | 329,303.67 | 35,859,606.63 | 49,896,951.00 | 14,037,344.37 | 71.87% |
| Sheriff - Confinement | 6,586,752.18 | 3,273,758.29 | 67,625,207.31 | 88,721,924.00 | 21,096,716.69 | 76.22% |
| Constable Precinct 1 | 107,508.91 | 364.21 | 1,039,288.00 | 1,410,883.00 | 371,595.00 | 73.66% |
| Constable Precinct 2 | 97,382.89 | 5,898.01 | 903,758.49 | 1,312,749.00 | 408,990.51 | 68.84% |
| Constable Precinct 3 | 115,467.23 | 9,033.20 | 1,111,953.78 | 1,507,124.00 | 395,170.22 | 73.78% |
| Constable Precinct 4 | 83,215.28 | 919.37 | 831,861.73 | 1,122,870.00 | 291,008.27 | 74.08% |
| Constable Precinct 5 | 72,150.79 | 6,540.90 | 693,183.09 | 940,583.00 | 247,399.91 | 73.70% |
| Constable Precinct 6 | 73,523.56 | 8,560.87 | 742,024.72 | 993,312.00 | 251,287.28 | 74.70% |
| Constable Precinct 7 | 106,582.91 | 7,110.75 | 1,047,314.49 | 1,433,141.00 | 385,826.51 | 73.08% |
| Constable Precinct 8 | 132,174.40 | 14,224.52 | 924,186.90 | 1,242,441.00 | 318,254.10 | 74.38% |
| Medical Examiner | 743,252.68 | 432,183.83 | 7,845,165.26 | 10,244,035.00 | 2,398,869.74 | 76.58% |
| Fire Marshal | 32,741.56 | 191.50 | 327,429.60 | 441,509.00 | 114,079.40 | 74.16% |
| Community Supervision | 77,081.70 | - | 428,646.84 | 753,000.00 | 324,353.16 | 56.93% |
| Juvenile Services | 1,494,941.47 | 727,284.62 | 14,357,278.14 | 19,385,818.00 | 5,028,539.86 | 74.06% |
| Pretrial Services | 74,597.29 | - | 862,387.34 | 1,715,248.00 | 852,860.66 | 50.28% |
| Buildings | 1,714,273.47 | 2,468,650.74 | 17,479,608.94 | 24,483,784.00 | 7,004,175.06 | 71.39% |
| 17TH District Court | 23,680.28 | 255.51 | 236,560.14 | 317,227.00 | 80,666.86 | 74.57% |
| 48TH District Court | 22,647.33 | 273.90 | 219,212.18 | 297,759.00 | 78,546.82 | 73.62% |
| 67TH District Court | 22,406.37 | 153.00 | 219,527.41 | 298,669.00 | 79,141.59 | 73.50% |
| 96TH District Court | 22,370.29 | 102.00 | 217,352.57 | 297,038.00 | 79,685.43 | 73.17% |
| 141ST District Court | 23,100.09 | - | 216,037.42 | 294,768.00 | 78,730.58 | 73.29% |
| 153RD District Court | 23,013.85 | 8.90 | 223,598.44 | 306,575.00 | 82,976.56 | 72.93% |
| 236TH District Court | 22,565.41 | - | 221,488.35 | 303,830.00 | 82,341.65 | 72.90% |
| 342ND District Court | 22,629.39 | 59.89 | 221,769.51 | 298,438.00 | 76,668.49 | 74.31% |
| 348TH District Court | 22,217.87 | - | 221,954.39 | 296,198.00 | 74,243.61 | 74.93% |
| 352ND District Court | 22,825.50 | 8.00 | 217,668.05 | 294,159.00 | 76,490.95 | 74.00% |
| Criminal District Court 1 | 175,963.80 | - | 1,653,035.27 | 1,820,805.00 | 167,769.73 | 90.79% |
| Criminal District Court 2 | 131,760.88 | - | 1,186,389.39 | 1,498,164.00 | 311,774.61 | 79.19% |
| Criminal District Court 3 | 105,267.45 | - | 1,181,064.76 | 1,615,936.00 | 434,871.24 | 73.09% |
| Criminal District Court 4 | 105,715.82 | 463.18 | 1,206,610.64 | 1,542,042.00 | 335,431.36 | 78.25% |
| 213TH District Court | 236,146.56 | - | 1,771,553.94 | 1,888,644.00 | 117,090.06 | 93.80% |
| 297TH District Court | 133,680.33 | - | 1,254,791.95 | 1,680,938.00 | 426,146.05 | 74.65% |
| 371ST District Court | 92,320.31 | - | 1,522,628.22 | 1,920,215.00 | 397,586.78 | 79.29% |
| 372ND District Court | 133,615.10 | 130.76 | 1,414,762.27 | 1,573,194.00 | 158,431.73 | 89.93% |
| 396TH District Court | 198,418.73 | 342.33 | 1,671,875.78 | 2,040,600.00 | 368,724.22 | 81.93% |
| 432ND District Court | 189,660.31 | - | 1,682,705.82 | 1,891,643.00 | 208,937.18 | 88.95% |
| Magistrate Court | 131,340.84 | 49,500.00 | 1,263,032.08 | 1,549,005.00 | 285,972.92 | 81.54% |
| 231ST District Court | 52,713.76 | - | 542,858.08 | 672,024.00 | 129,165.92 | 80.78% |
| 233RD District Court | 56,307.29 | 226.00 | 606,378.46 | 793,510.00 | 187,131.54 | 76.42% |
| 322ND District Court | 45,351.38 | - | 526,591.56 | 645,008.00 | 118,416.44 | 81.64% |
| 323RD District Court | 357,435.80 | 48.78 | 2,563,835.80 | 3,287,537.00 | 723,701.20 | 77.99% |
| 324TH District Court | 55,823.19 | 46.34 | 533,259.26 | 715,593.00 | 182,333.74 | 74.52% |
| 325TH District Court | 56,322.96 | - | 492,751.64 | 647,021.00 | 154,269.36 | 76.16% |
| 360TH District Court | 64,729.04 | 407.54 | 471,213.54 | 598,751.00 | 127,537.46 | 78.70% |
| Special Judges | 38,979.62 | - | 294,755.95 | 379,565.00 | 84,809.05 | 77.66% |
| Criminal Court Administration | 234,436.76 | 138.70 | 2,166,945.87 | 3,294,076.00 | 1,127,130.13 | 65.78% |
| Grand Jury | 16,021.50 | - | 153,961.12 | 207,079.00 | 53,117.88 | 74.35% |
| Criminal Attorney Appointment | 32,568.71 | 789.48 | 269,936.11 | 359,102.00 | 89,165.89 | 75.17% |
| Criminal Mental Health Court | 53,167.60 | - | 318,723.26 | 256,412.00 | (62,311.26) | 124.30% |
| County Court at Law #1 | 46,254.96 | 131.02 | 451,931.15 | 616,082.00 | 164,150.85 | 73.36% |
| County Court at Law #2 | 48,400.15 | 23.04 | 455,860.18 | 619,815.00 | 163,954.82 | 73.55% |
| County Court at Law #3 | 45,376.45 | 121.50 | 451,933.62 | 627,429.00 | 175,495.38 | 72.03% |
| County Criminal Court 1 | 85,448.29 | - | 788,054.15 | 1,032,091.00 | 244,036.85 | 76.36% |

**TARRANT COUNTY, TEXAS
BUDGET REPORT
FOR THE NINE (9) MONTHS ENDED 6/30/2019**

| | <u>CURRENT MONTH EXPENDITURES</u> | <u>ENCUMBRANCES AND COMMITMENTS</u> | <u>TOTAL EXPENDITURES & COMMITMENTS</u> | <u>TOTAL BUDGET</u> | <u>UNEXPENDED BUDGET</u> | <u>% BUDGET USED</u> |
|---|---|---|---|--------------------------|------------------------------|------------------------------|
| GENERAL FUND (cont'd) | | | | | | |
| County Criminal Court 2 | 80,182.80 | 93.73 | 807,357.30 | 1,030,183.00 | 222,825.70 | 78.37% |
| County Criminal Court 3 | 78,296.83 | 301.50 | 711,451.59 | 883,160.00 | 171,708.41 | 80.56% |
| County Criminal Court 4 | 73,275.57 | - | 712,272.42 | 1,009,308.00 | 297,035.58 | 70.57% |
| County Criminal Court 5 | 103,213.47 | 40,474.22 | 1,044,666.83 | 1,184,585.00 | 139,918.17 | 88.19% |
| County Criminal Court 6 | 66,267.58 | 319.63 | 633,479.54 | 792,105.00 | 158,625.46 | 79.97% |
| County Criminal Court 7 | 71,033.18 | 79.99 | 672,066.76 | 940,211.00 | 268,144.24 | 71.48% |
| County Criminal Court 8 | 70,396.77 | 9.41 | 676,346.45 | 865,266.00 | 188,919.55 | 78.17% |
| County Criminal Court 9 | 83,138.29 | 1.52 | 640,797.43 | 827,944.00 | 187,146.57 | 77.40% |
| County Criminal Court 10 | 73,617.26 | - | 640,336.44 | 867,924.00 | 227,587.56 | 73.78% |
| Probate Court 1 | 136,098.60 | - | 1,722,585.28 | 2,356,225.00 | 633,639.72 | 73.11% |
| Probate Court 2 | 135,830.49 | 1,497.90 | 1,799,215.58 | 2,443,955.00 | 644,739.42 | 73.62% |
| Justice of the Peace Pct 1 | 62,059.81 | 167.47 | 565,089.47 | 809,765.00 | 244,675.53 | 69.78% |
| Justice of the Peace Pct 2 | 63,915.66 | 388.00 | 603,960.04 | 809,215.00 | 205,254.96 | 74.64% |
| Justice of the Peace Pct 3 | 58,163.49 | 1,949.34 | 540,817.73 | 808,983.00 | 268,165.27 | 66.85% |
| Justice of the Peace Pct 4 | 60,347.12 | 32.00 | 566,508.41 | 771,254.00 | 204,745.59 | 73.45% |
| Justice of the Peace Pct 5 | 49,785.44 | 252.50 | 439,070.74 | 636,675.00 | 197,604.26 | 68.96% |
| Justice of the Peace Pct 6 | 62,064.73 | 708.59 | 539,118.59 | 728,469.00 | 189,350.41 | 74.01% |
| Justice of the Peace Pct 7 | 65,541.03 | 34.00 | 595,409.20 | 824,256.00 | 228,846.80 | 72.24% |
| Justice of the Peace Pct 8 | 60,821.74 | 613.75 | 569,770.91 | 761,556.00 | 191,785.09 | 74.82% |
| District Attorney | 3,151,296.26 | 54,606.82 | 30,788,699.93 | 42,042,712.00 | 11,254,012.07 | 73.23% |
| District Clerk | 866,793.89 | 5,927.96 | 8,195,146.22 | 11,281,905.00 | 3,086,758.78 | 72.64% |
| County Clerk | 867,124.77 | 1,961.47 | 8,357,443.63 | 11,904,339.00 | 3,546,895.37 | 70.21% |
| Domestic Relations | 609,787.77 | 1,937.16 | 5,880,565.10 | 8,206,572.00 | 2,326,006.90 | 71.66% |
| Jury Services | 169,098.53 | 52,890.00 | 1,705,485.79 | 2,212,402.00 | 506,916.21 | 77.09% |
| Courts / Judiciary | 35,288.11 | - | 410,361.85 | 2,091,079.00 | 1,680,717.15 | 19.62% |
| Human Services | 278,582.80 | 10,280.30 | 2,663,005.19 | 4,918,128.00 | 2,255,122.81 | 54.15% |
| Child Protective Services | 603,623.11 | 1,282,261.00 | 2,639,553.94 | 2,739,556.00 | 100,002.06 | 96.35% |
| Public Assistance | - | 34,140.36 | 822,854.00 | 822,854.00 | - | 100.00% |
| Texas AgrLife Extension | 50,126.51 | 1,312.80 | 500,791.74 | 842,882.00 | 342,090.26 | 59.41% |
| Veterans Services | 38,224.21 | - | 368,965.03 | 506,923.00 | 137,957.97 | 72.79% |
| Historical Commission | 20,014.95 | 588.99 | 175,088.88 | 248,349.00 | 73,260.12 | 70.50% |
| 10010-2019 General Fund - Cash Match | | | | | | |
| Non-Departmental | - | - | - | 90,000.00 | 90,000.00 | 0.00% |
| Sheriff | 3,603.52 | - | 10,703.67 | 25,390.00 | 14,686.33 | 42.16% |
| District Attorney | 44,283.03 | - | 189,218.00 | 192,000.00 | 2,782.00 | 98.55% |
| Historical Commission | - | - | - | 39,500.00 | 39,500.00 | 0.00% |
| 10020-2019 General Fund - Oper Sub | | | | | | |
| Sheriff | 33,190.19 | - | 108,936.12 | 148,154.00 | 39,217.88 | 73.53% |
| Juvenile Services | 10,803.40 | 972.00 | 1,386,920.93 | 3,916,777.00 | 2,529,856.07 | 35.41% |
| SUBTOTAL | 37,030,859.88 | 11,566,943.66 | 367,497,439.15 | 500,869,374.00 | 133,371,934.85 | 73.37% |
| UNDESIGNATED | | | | 5,199,246.00 | 5,199,246.00 | |
| CONTINGENT | | | | 5,000,000.00 | 5,000,000.00 | |
| RESERVES | | | | 43,822,634.00 | 43,822,634.00 | |
| FUND TOTAL | \$ 37,030,859.88 | \$ 11,566,943.66 | \$ 367,497,439.15 | \$ 554,891,254.00 | \$ 187,393,814.85 | 66.23% |

**TARRANT COUNTY, TEXAS
BUDGET REPORT
FOR THE NINE (9) MONTHS ENDED 6/30/2019**

| | <u>CURRENT MONTH EXPENDITURES</u> | <u>ENCUMBRANCES AND COMMITMENTS</u> | <u>TOTAL EXPENDITURES ENCUMBRANCES & COMMITMENTS</u> | <u>TOTAL BUDGET</u> | <u>UNEXPENDED BUDGET</u> | <u>% BUDGET USED</u> |
|--------------------------------|---|---|--|-------------------------|------------------------------|------------------------------|
| ROAD AND BRIDGE (26100) | | | | | | |
| Buildings | 3,545.87 | 903.80 | 21,740.81 | 35,707.00 | 13,966.19 | 60.89% |
| Commissioner Precinct 1 | 511,370.12 | 1,067,253.09 | 5,791,424.35 | 8,442,423.00 | 2,650,998.65 | 68.60% |
| Commissioner Precinct 2 | 303,715.18 | 210,870.59 | 3,170,261.33 | 4,970,821.00 | 1,800,559.67 | 63.78% |
| Commissioner Precinct 3 | 386,506.78 | 137,639.59 | 3,653,589.69 | 5,114,266.00 | 1,460,676.31 | 71.44% |
| Commissioner Precinct 4 | 494,423.09 | 395,156.81 | 5,456,852.55 | 7,743,760.00 | 2,286,907.45 | 70.47% |
| Right of Way | 20,478.03 | - | 606,741.01 | 2,759,762.00 | 2,153,020.99 | 21.99% |
| Transportation | 235,152.19 | 14,748.54 | 1,912,411.14 | 4,241,859.00 | 2,329,447.86 | 45.08% |
| Road & Bridge Non-Department | 23,187.03 | 2,640.00 | 333,534.10 | 458,560.00 | 125,025.90 | 72.74% |
| SUBTOTAL | <u>1,978,378.29</u> | <u>1,829,212.42</u> | <u>20,946,554.98</u> | <u>33,767,158.00</u> | <u>12,820,603.02</u> | <u>62.03%</u> |
| UNDESIGNATED | | | | 1,294,553.00 | 1,294,553.00 | |
| FUND TOTAL | <u>\$ 1,978,378.29</u> | <u>\$ 1,829,212.42</u> | <u>\$ 20,946,554.98</u> | <u>\$ 35,061,711.00</u> | <u>\$ 14,115,156.02</u> | <u>59.74%</u> |
| DEBT SERVICE (32100) | | | | | | |
| Interest and Sinking | 1,350.00 | - | 4,581,784.50 | 37,284,269.00 | 32,702,484.50 | 12.29% |
| RESERVES | | | | 1,000,000.00 | 1,000,000.00 | |
| FUND TOTAL | <u>\$ 1,350.00</u> | <u>\$ -</u> | <u>\$ 4,581,784.50</u> | <u>\$ 38,284,269.00</u> | <u>\$ 33,702,484.50</u> | <u>11.97%</u> |

**TARRANT COUNTY, TEXAS
SPECIAL BUDGETS
BUDGET VERSUS ACTUAL (BUDGET BASIS) REVENUE
FOR THE NINE (9) MONTHS ENDED 6/30/2019**

| FUND # | FUND NAME | ACTUAL REVENUE | BUDGETED REVENUE | PERCENT COLLECTED |
|---------------|--|---------------------------|-----------------------------|------------------------------|
| 21100 | Records Preservation/Automation-Filing | \$ 1,360,166 | \$ 1,839,779 | 73.93% |
| 21200 | Records Preservation/Automation-Conviction | 492,541 | 625,266 | 78.77% |
| 21300 | Records Preservation/Restoration | 1,288,707 | 1,728,161 | 74.57% |
| 21400 | Court Record Preservation Fund | 343,354 | 412,828 | 83.17% |
| 21500 | District Court Records Technology Fund | 232,568 | 304,425 | 76.40% |
| 22100 | Courthouse Security Fund | 435,512 | 580,000 | 75.09% |
| 22300 | Consumer Health Fund | 774,638 | 1,044,136 | 74.19% |
| 22400 | Juvenile Delinquency Prevention | 247 | - | OVER 100% |
| 22500 | Alternative Dispute Resolution | 356,354 | 419,682 | 84.91% |
| 22600 | Probate Contributions Fund | 88,280 | 146,208 | 60.38% |
| 22700 | Justice Court Technology Fund | 27,772 | 32,619 | 85.14% |
| 22800 | Justice Court Building Security | 6,105 | 6,500 | 93.93% |
| 22900 | Child Abuse Prevention Fund | 6,751 | 9,110 | 74.10% |
| 23000 | Family Protection | 92,196 | 122,974 | 74.97% |
| 23100 | Guardianship | 77,710 | 106,118 | 73.23% |
| 23200 | Drug & Alcohol Court | 136,615 | 155,785 | 87.69% |
| 23300 | County and District Court Technology Fund | 34,224 | 41,965 | 81.55% |
| 24100 | Law Library | 1,066,670 | 1,234,901 | 86.38% |
| 24200 | Education Fund | 106,900 | 115,156 | 92.83% |
| 24300 | Appellate Judicial System | 132,495 | 165,525 | 80.05% |
| 25100 | Vehicle Inventory Tax | 394,257 | 465,000 | 84.79% |
| 45100 | Non-Debt Capital | 24,849,760 | 31,572,319 | 78.71% |
| 47600 | 2006 Bond Election - Buildings | 698,488 | 750,000 | 93.13% |
| 47700 | 2006 Bond Election - Transportation | 806,267 | 750,000 | OVER 100% |
| 51100 | Resource Connection | 2,470,437 | 3,294,236 | 74.99% |
| 51200 | Oil & Gas Royalty Resource Connection | 103,881 | 110,756 | 93.79% |
| 61500 | Self Insurance | 415,549 | 403,782 | OVER 100% |
| 61900 | Workers Compensation | 1,970,237 | 2,401,118 | 82.05% |
| 62100 | County Clerk Professional Liability | 12,242 | 11,556 | OVER 100% |
| 62200 | District Clerk Professional Liability | 10,420 | 9,904 | OVER 100% |
| 65100 | Employee Group Insurance - Medical | 63,243,685 | 83,781,690 | 75.49% |
| D6200 | DA Restitution Collection Fee | 6,042 | 541 | OVER 100% |
| D8300 | DA Non-Drug Forfeitures | 460,391 | 20,000 | OVER 100% |
| D8700 | CDA State Forfeiture | 23,195 | 700 | OVER 100% |
| D8800 | CDA Federal Forfeiture Justice Funds | 206 | 100 | OVER 100% |
| G1100 | 8th Admin Judicial Region | 88,010 | 118,000 | 74.58% |
| S8700 | Sheriff's Inmate Commissary Fund | 1,972,520 | 1,683,015 | OVER 100% |
| S9300 | Combined Narcotics Enforcement Team | 61,566 | 250,000 | 24.63% |
| S9500 | Sheriff Federal Forfeiture-Treasury Funds | 19,953 | 5,000 | OVER 100% |
| S9600 | Sheriff Federal Forfeiture-Non DEA | 19,619 | 3,000 | OVER 100% |
| S9700 | Sheriff Federal Forfeiture-Justice Funds | 17,215 | 3,501 | OVER 100% |
| T0400 | Public Health | 10,539,537 | 13,698,665 | 76.94% |
| T0450 | Public Health 1115 Waiver | 8,330,317 | 4,930,042 | OVER 100% |
| T0500 | Section 125 Forfeitures | 27,974 | 21,707 | OVER 100% |
| T0600 | Children's Home Fund | 3,662 | 2,614 | OVER 100% |
| T0700 | Bail Bond Board | 9,900 | 24,650 | 40.16% |
| T0800 | TDPRS - Title IVE | 42,772 | 2,642 | OVER 100% |
| T0900 | Constable Forfeiture | 13,712 | 13,536 | OVER 100% |
| T0970 | Constable Forfeiture - Federal | 10 | - | OVER 100% |
| T1000 | Juvenile Probation District | 19,955 | 23,453 | 85.08% |
| T1100 | Unclaimed Juvenile Restitution | 195 | 186 | OVER 100% |
| T1300 | Deferred Prosecution Program | 92,108 | 63,500 | OVER 100% |
| T2000 | Historical Commission | 91 | 99 | 91.97% |
| T2100 | Historical Comm Archives | 1,325 | 1,196 | OVER 100% |
| T2300 | Cemetery Fund | 701 | 675 | OVER 100% |
| T2900 | Fire Marshal Code | 119,218 | 78,139 | OVER 100% |
| T3000 | DA - JPS Contract | 354,659 | 472,879 | 75.00% |
| T3100 | Emergency Services District #1 | 63,222 | 90,000 | 70.25% |

**TARRANT COUNTY, TEXAS
SPECIAL BUDGETS
BUDGET VERSUS ACTUAL (BUDGET BASIS) REVENUE
FOR THE NINE (9) MONTHS ENDED 6/30/2019**

| <u>FUND #</u> | <u>FUND NAME</u> | <u>ACTUAL REVENUE</u> | <u>BUDGETED REVENUE</u> | <u>PERCENT COLLECTED</u> |
|---------------|---|---------------------------|-----------------------------|------------------------------|
| T3300 | CSCD Bond Supervision Unit | 929,258 | 3,390,307 | 27.41% |
| T3400 | Courts Drug Program | 169,422 | 159,762 | OVER 100% |
| T3700 | Medical Examiner Conference Fund | 888 | 888 | OVER 100% |
| T4100 | PMC Insured - 340B | 6,491,321 | 2,440,442 | OVER 100% |
| T5200 | Miscellaneous Donations-Juvenile Probation | 5,239 | 6,131 | 85.44% |
| T5350 | Donations Emergency Management | 2,567 | 2,519 | OVER 100% |
| T5600 | Miscellaneous Donations - Human Services | 145,497 | 145,641 | 99.90% |
| T5640 | Human Services - Reliant Energy | 1,450 | 1,296 | OVER 100% |
| T5642 | Human Services - Cirro | 24 | 32 | 73.78% |
| T5644 | Human Services - Stream | 100 | 100 | 100.00% |
| T5646 | Human Services - Direct Energy | 6,500 | 6,500 | 100.00% |
| T5700 | Miscellaneous Donations-CPS | 35,083 | 46,876 | 74.84% |
| T5800 | Miscellaneous Donations-Health Dept | 23,940 | 464 | OVER 100% |
| T5960 | Miscellaneous Donations-Veteran Court Program | 18,205 | 20,000 | 91.02% |
| T6000 | Miscellaneous Donations-Family Court | 4,267 | 5,700 | 74.86% |
| T6100 | Miscellaneous Donations-CRCG | 10,850 | 1,210 | OVER 100% |
| T6500 | ATTF Rental Assoc Donation | 6 | - | OVER 100% |
| T7000 | Sheriff's Employee Recognition and Award | 25 | - | OVER 100% |
| T7100 | Contract Elections | 2,377,015 | 2,448,644 | 97.07% |
| T7300 | Elections Chapter 19 | 290,110 | - | OVER 100% |

TARRANT COUNTY, TEXAS
BUDGET REPORT
FOR THE NINE (9) MONTHS ENDED 6/30/2019

| | CURRENT MONTH EXPENDITURES | ENCUMBRANCES AND COMMITMENTS | TOTAL EXPENDITURES ENCUMBRANCES & COMMITMENTS | TOTAL BUDGET | UNEXPENDED BUDGET | % BUDGET USED |
|--|----------------------------------|------------------------------------|--|------------------------|------------------------|---------------------|
| RECORDS PRESERVATION & AUTOMATION - FILINGS (21100) | | | | | | |
| County Clerk | 94,069.54 | 14,469.33 | 921,376.84 | 9,059,951.00 | 8,138,574.16 | 10.17% |
| FUND TOTAL | <u>\$ 94,069.54</u> | <u>\$ 14,469.33</u> | <u>\$ 921,376.84</u> | <u>\$ 9,059,951.00</u> | <u>\$ 8,138,574.16</u> | <u>10.17%</u> |
| RECORDS PRESERVATION & AUTOMATION - CONVICTIONS (21200) | | | | | | |
| Information Technology | 38,820.31 | 3,228.35 | 413,365.39 | 1,383,059.00 | 969,693.61 | 29.89% |
| FUND TOTAL | <u>\$ 38,820.31</u> | <u>\$ 3,228.35</u> | <u>\$ 413,365.39</u> | <u>\$ 1,383,059.00</u> | <u>\$ 969,693.61</u> | <u>29.89%</u> |
| RECORDS PRESERVATION & RESTORATION (21300) | | | | | | |
| County Clerk | 56,847.89 | 16,855.05 | 559,350.51 | 9,707,583.00 | 9,148,232.49 | 5.76% |
| FUND TOTAL | <u>\$ 56,847.89</u> | <u>\$ 16,855.05</u> | <u>\$ 559,350.51</u> | <u>\$ 9,707,583.00</u> | <u>\$ 9,148,232.49</u> | <u>5.76%</u> |
| COURT RECORD PRESERVATION FUND (21400) | | | | | | |
| Information Technology | 2,037.25 | 273,418.45 | 334,769.19 | 1,393,508.00 | 1,058,738.81 | 24.02% |
| District Clerk | 27,337.56 | - | 250,599.36 | 380,833.00 | 130,233.64 | 65.80% |
| FUND TOTAL | <u>\$ 29,374.81</u> | <u>\$ 273,418.45</u> | <u>\$ 585,368.55</u> | <u>\$ 1,774,341.00</u> | <u>\$ 1,188,972.45</u> | <u>32.99%</u> |
| DISTRICT COURT RECORD TECHNOLOGY FUND (21500) | | | | | | |
| District Clerk | 42,163.63 | - | 416,289.36 | 951,267.00 | 534,977.64 | 43.76% |
| FUND TOTAL | <u>\$ 42,163.63</u> | <u>\$ -</u> | <u>\$ 416,289.36</u> | <u>\$ 951,267.00</u> | <u>\$ 534,977.64</u> | <u>43.76%</u> |
| COURTHOUSE SECURITY FUND (22100) | | | | | | |
| Non-Departmental | 47,506.24 | - | 435,511.64 | 580,000.00 | 144,488.36 | 75.09% |
| FUND TOTAL | <u>\$ 47,506.24</u> | <u>\$ -</u> | <u>\$ 435,511.64</u> | <u>\$ 580,000.00</u> | <u>\$ 144,488.36</u> | <u>75.09%</u> |
| CONSUMER HEALTH (22300) | | | | | | |
| Public Health | 88,135.58 | 15,171.47 | 861,095.83 | 1,531,224.00 | 670,128.17 | 56.24% |
| FUND TOTAL | <u>\$ 88,135.58</u> | <u>\$ 15,171.47</u> | <u>\$ 861,095.83</u> | <u>\$ 1,531,224.00</u> | <u>\$ 670,128.17</u> | <u>56.24%</u> |
| JUVENILE DELINQUENCY PREVENTION (22400) | | | | | | |
| Facilities | - | - | - | 2,564.00 | 2,564.00 | 0.00% |
| FUND TOTAL | <u>\$ -</u> | <u>\$ -</u> | <u>\$ -</u> | <u>\$ 2,564.00</u> | <u>\$ 2,564.00</u> | <u>0.00%</u> |
| ADRS (22500) | | | | | | |
| Non-Departmental | 40,369.40 | - | 305,980.40 | 1,203,701.00 | 897,720.60 | 25.42% |
| FUND TOTAL | <u>\$ 40,369.40</u> | <u>\$ -</u> | <u>\$ 305,980.40</u> | <u>\$ 1,203,701.00</u> | <u>\$ 897,720.60</u> | <u>25.42%</u> |
| PROBATE CONTRIBUTIONS FUND (22600) | | | | | | |
| Probate Court 1 | 4,175.41 | - | 44,028.80 | 314,026.00 | 269,997.20 | 14.02% |
| Probate Court 2 | 3,888.48 | - | 39,550.90 | 219,493.00 | 179,942.10 | 18.02% |
| FUND TOTAL | <u>\$ 8,063.89</u> | <u>\$ -</u> | <u>\$ 83,579.70</u> | <u>\$ 533,519.00</u> | <u>\$ 449,939.30</u> | <u>15.67%</u> |

**TARRANT COUNTY, TEXAS
BUDGET REPORT
FOR THE NINE (9) MONTHS ENDED 6/30/2019**

| | CURRENT MONTH EXPENDITURES | ENCUMBRANCES AND COMMITMENTS | TOTAL EXPENDITURES ENCUMBRANCES & COMMITMENTS | TOTAL BUDGET | UNEXPENDED BUDGET | % BUDGET USED |
|--|----------------------------------|------------------------------------|--|------------------------|----------------------|---------------------|
| JUSTICE COURT TECHNOLOGY (22700) | | | | | | |
| Information Technology | - | - | - | 201,818.00 | 201,818.00 | 0.00% |
| FUND TOTAL | <u>\$ -</u> | <u>\$ -</u> | <u>\$ -</u> | <u>\$ 201,818.00</u> | <u>\$ 201,818.00</u> | <u>0.00%</u> |
| JUSTICE COURT BLDG SECURITY (22800) | | | | | | |
| Non-Departmental | 609.21 | - | 6,105.23 | 6,500.00 | 394.77 | 93.93% |
| FUND TOTAL | <u>\$ 609.21</u> | <u>\$ -</u> | <u>\$ 6,105.23</u> | <u>\$ 6,500.00</u> | <u>\$ 394.77</u> | <u>93.93%</u> |
| CHILD ABUSE PREVENTION (22900) | | | | | | |
| Non-Departmental | - | - | - | 80,000.00 | 80,000.00 | 0.00% |
| FUND TOTAL | <u>\$ -</u> | <u>\$ -</u> | <u>\$ -</u> | <u>\$ 80,000.00</u> | <u>\$ 80,000.00</u> | <u>0.00%</u> |
| FAMILY PROTECTION (23000) | | | | | | |
| Non-Departmental | - | - | - | 126,738.00 | 126,738.00 | 0.00% |
| 323RD District Court | 34,322.00 | 17,161.00 | 159,449.00 | 159,449.00 | - | 100.00% |
| FUND TOTAL | <u>\$ 34,322.00</u> | <u>\$ 17,161.00</u> | <u>\$ 159,449.00</u> | <u>\$ 286,187.00</u> | <u>\$ 126,738.00</u> | <u>55.71%</u> |
| GUARDIANSHIP (23100) | | | | | | |
| Non-Departmental | - | - | 100,000.00 | 195,263.00 | 95,263.00 | 51.21% |
| FUND TOTAL | <u>\$ -</u> | <u>\$ -</u> | <u>\$ 100,000.00</u> | <u>\$ 195,263.00</u> | <u>\$ 95,263.00</u> | <u>51.21%</u> |
| DRUG & ALCOHOL COURT (23200) | | | | | | |
| Community Supervision | 6,037.21 | - | 58,327.49 | 90,000.00 | 31,672.51 | 64.81% |
| 323RD District Court | - | 51,483.00 | 51,483.00 | 200,000.00 | 148,517.00 | 25.74% |
| Criminal Court Administration | 6,251.07 | - | 60,845.98 | 243,022.00 | 182,176.02 | 25.04% |
| FUND TOTAL | <u>\$ 12,288.28</u> | <u>\$ 51,483.00</u> | <u>\$ 170,656.47</u> | <u>\$ 533,022.00</u> | <u>\$ 362,365.53</u> | <u>32.02%</u> |
| COUNTY & DISTRICT COURT TECHNOLOGY FUND (23300) | | | | | | |
| Information Technology | - | - | 1,508.14 | 167,465.00 | 165,956.86 | 0.90% |
| FUND TOTAL | <u>\$ -</u> | <u>\$ -</u> | <u>\$ 1,508.14</u> | <u>\$ 167,465.00</u> | <u>\$ 165,956.86</u> | <u>0.90%</u> |
| LAW LIBRARY (24100) | | | | | | |
| Law Library | 13,119.08 | 358,963.62 | 982,186.51 | 1,689,195.00 | 707,008.49 | 58.15% |
| Judicial Law Library | 9,194.00 | 54,137.71 | 107,567.28 | 175,000.00 | 67,432.72 | 61.47% |
| FUND TOTAL | <u>\$ 22,313.08</u> | <u>\$ 413,101.33</u> | <u>\$ 1,089,753.79</u> | <u>\$ 1,864,195.00</u> | <u>\$ 774,441.21</u> | <u>58.46%</u> |
| EDUCATION FUND (24200) | | | | | | |
| Sheriff | 1,265.40 | 3,040.00 | 53,080.21 | 129,040.00 | 75,959.79 | 41.13% |
| Sheriff - Confinement | 2,456.30 | - | 9,354.07 | 40,532.00 | 31,177.93 | 23.08% |
| Constable Precinct 1 | - | - | 600.00 | 3,496.00 | 2,896.00 | 17.16% |
| Constable Precinct 2 | - | - | - | 5,965.00 | 5,965.00 | 0.00% |
| Constable Precinct 3 | 1,496.50 | - | 4,290.42 | 5,647.00 | 1,356.58 | 75.98% |
| Constable Precinct 4 | 1,305.76 | - | 1,305.76 | 11,235.00 | 9,929.24 | 11.62% |
| Constable Precinct 5 | - | - | - | 5,814.00 | 5,814.00 | 0.00% |
| Constable Precinct 6 | - | - | - | 8,024.00 | 8,024.00 | 0.00% |
| Constable Precinct 7 | - | - | 804.70 | 7,811.00 | 7,006.30 | 10.30% |
| Constable Precinct 8 | 1,765.36 | - | 2,123.40 | 3,275.00 | 1,151.60 | 64.84% |
| Fire Marshal | 937.40 | - | 937.40 | 1,121.00 | 183.60 | 83.62% |

**TARRANT COUNTY, TEXAS
BUDGET REPORT
FOR THE NINE (9) MONTHS ENDED 6/30/2019**

| | CURRENT MONTH EXPENDITURES | ENCUMBRANCES AND COMMITMENTS | TOTAL EXPENDITURES ENCUMBRANCES & COMMITMENTS | TOTAL BUDGET | UNEXPENDED BUDGET | % BUDGET USED |
|--|----------------------------------|------------------------------------|--|------------------------|------------------------|---------------------|
| EDUCATION FUND (24200) (cont'd) | | | | | | |
| Probate Court 1 | 1,150.10 | - | 5,019.51 | 42,411.00 | 37,391.49 | 11.84% |
| Probate Court 2 | - | - | 9,220.07 | 39,227.00 | 30,006.93 | 23.50% |
| District Attorney | - | - | 4,380.74 | 4,405.00 | 24.26 | 99.45% |
| FUND TOTAL | \$ 10,376.82 | \$ 3,040.00 | \$ 91,116.28 | \$ 308,003.00 | \$ 216,886.72 | 29.58% |
| APPELLATE JUDICIAL SYSTEM (24300) | | | | | | |
| Appeals Court | 15,138.60 | - | 126,973.25 | 190,525.00 | 63,551.75 | 66.64% |
| FUND TOTAL | \$ 15,138.60 | \$ - | \$ 126,973.25 | \$ 190,525.00 | \$ 63,551.75 | 66.64% |
| VEHICLE INVENTORY TAX (25100) | | | | | | |
| Tax Assessor / Collector | 6,475.72 | 15,752.67 | 136,020.24 | 1,592,214.00 | 1,456,193.76 | 8.54% |
| FUND TOTAL | \$ 6,475.72 | \$ 15,752.67 | \$ 136,020.24 | \$ 1,592,214.00 | \$ 1,456,193.76 | 8.54% |
| NON-DEBT CAPITAL (45100) | | | | | | |
| County Administrator | - | 8,925.17 | 25,373.97 | 28,185.00 | 2,811.03 | 90.03% |
| Non-Departmental | - | - | 5,276.50 | 18,266,390.00 | 18,261,113.50 | 0.03% |
| Auditor | - | - | 1,040.50 | 9,290.00 | 8,249.50 | 11.20% |
| Tax Assessor / Collector | 4,127.70 | 839.48 | 47,912.81 | 65,760.00 | 17,847.19 | 72.86% |
| Elections Administration | 445.50 | - | 445.50 | 450.00 | 4.50 | 99.00% |
| Information Technology | 1,565,059.61 | 2,001,673.17 | 9,421,886.38 | 18,142,870.00 | 8,720,983.62 | 51.93% |
| Human Resources | - | 2,891.05 | 3,246.55 | 4,427.00 | 1,180.45 | 73.34% |
| Facilities | 103,606.00 | 45,091.24 | 292,111.77 | 816,628.00 | 524,516.23 | 35.77% |
| Sheriff | 6,852.05 | 66,413.35 | 161,717.20 | 225,180.00 | 63,462.80 | 71.82% |
| Sheriff - Confinement | - | - | 26,564.86 | 36,790.00 | 10,225.14 | 72.21% |
| Constable Precinct 2 | - | 5,354.98 | 5,354.98 | 5,780.00 | 425.02 | 92.65% |
| Constable Precinct 8 | - | - | - | 7,000.00 | 7,000.00 | 0.00% |
| Medical Examiner | - | 492,000.00 | 670,512.32 | 670,730.00 | 217.68 | 99.97% |
| Fire Marshal | - | - | 2,317.16 | 3,152.00 | 834.84 | 73.51% |
| Community Supervision | 6,897.05 | 466.76 | 8,690.21 | 11,300.00 | 2,609.79 | 76.90% |
| Juvenile Services | - | - | 12,089.79 | 12,257.00 | 167.21 | 98.64% |
| Buildings | 95,558.89 | 1,861,742.63 | 4,325,718.40 | 36,180,293.00 | 31,854,574.60 | 11.96% |
| Criminal District Court 1 | - | - | - | 500.00 | 500.00 | 0.00% |
| Criminal District Court 2 | - | - | 589.26 | 600.00 | 10.74 | 98.21% |
| 213TH District Court | - | - | 412.78 | 1,755.00 | 1,342.22 | 23.52% |
| 371ST District Court | - | - | 743.23 | 1,150.00 | 406.77 | 64.63% |
| 396TH District Court | - | - | 1,580.99 | 2,309.00 | 728.01 | 68.47% |
| Magistrate Court | - | - | 3,417.00 | 3,417.00 | - | 100.00% |
| 233RD District Court | - | - | 3,690.00 | 3,690.00 | - | 100.00% |
| 323RD District Court | - | 1,360.00 | 1,360.00 | 1,360.00 | - | 100.00% |
| 325TH District Court | 3,383.00 | - | 3,383.00 | 3,383.00 | - | 100.00% |
| Criminal Court Administration | 2,442.96 | 40,000.00 | 50,088.88 | 52,300.00 | 2,211.12 | 95.77% |
| County Court at Law #1 | - | 730.00 | 730.00 | 730.00 | - | 100.00% |
| County Criminal Court 2 | - | - | 906.64 | 1,500.00 | 593.36 | 60.44% |
| County Criminal Court 9 | - | - | - | 1,000.00 | 1,000.00 | 0.00% |
| Probate Court 1 | - | - | - | 5,575.00 | 5,575.00 | 0.00% |
| Probate Court 2 | - | - | 489.96 | 1,400.00 | 910.04 | 35.00% |
| Justice of the Peace Pct 2 | - | - | 1,210.40 | 1,230.00 | 19.60 | 98.41% |
| Justice of the Peace Pct 4 | - | - | - | 600.00 | 600.00 | 0.00% |
| Justice of the Peace Pct 5 | - | 1,372.78 | 5,667.05 | 7,525.00 | 1,857.95 | 75.31% |
| Justice of the Peace Pct 6 | - | - | 1,175.52 | 1,830.00 | 654.48 | 64.24% |
| Justice of the Peace Pct 7 | - | - | 3,303.38 | 4,892.00 | 1,588.62 | 67.53% |
| District Clerk | - | - | 19,006.84 | 23,221.00 | 4,214.16 | 81.85% |
| County Clerk | - | - | 9,210.30 | 71,741.00 | 62,530.70 | 12.84% |
| Domestic Relations | 439.00 | 1,086.99 | 4,121.26 | 4,831.00 | 709.74 | 85.31% |
| Jury Services | - | 6,000.00 | 6,000.00 | 42,865.00 | 36,865.00 | 14.00% |
| Courts / Judiciary | - | - | - | 22,967.00 | 22,967.00 | 0.00% |
| Human Services | - | - | 711.00 | 716.00 | 5.00 | 99.30% |
| Texas AgriLife Extension | - | - | 876.96 | 1,500.00 | 623.04 | 58.46% |
| Veterans Services | - | - | 1,204.63 | 1,344.00 | 139.37 | 89.63% |
| Commissioner Precinct 1 | 186,725.38 | 445,751.10 | 845,106.06 | 3,165,065.00 | 2,319,958.94 | 26.70% |

**TARRANT COUNTY, TEXAS
BUDGET REPORT
FOR THE NINE (9) MONTHS ENDED 6/30/2019**

| | <u>CURRENT MONTH EXPENDITURES</u> | <u>ENCUMBRANCES AND COMMITMENTS</u> | <u>TOTAL EXPENDITURES ENCUMBRANCES & COMMITMENTS</u> | <u>TOTAL BUDGET</u> | <u>UNEXPENDED BUDGET</u> | <u>% BUDGET USED</u> |
|--|---|---|--|-------------------------|------------------------------|------------------------------|
| NON-DEBT CAPITAL (45100) (cont'd) | | | | | | |
| Commissioner Precinct 2 | 175,809.84 | 396,921.00 | 581,483.05 | 865,771.00 | 284,287.95 | 67.16% |
| Commissioner Precinct 3 | - | 517,466.05 | 525,153.04 | 877,521.00 | 352,367.96 | 59.85% |
| Commissioner Precinct 4 | 133,988.00 | 3,541.37 | 245,633.78 | 486,767.00 | 241,133.22 | 50.46% |
| Transportation | 420.21 | 938,875.18 | 1,977,752.05 | 2,004,510.00 | 26,757.95 | 98.67% |
| FUND TOTAL | <u>\$ 2,285,755.19</u> | <u>\$ 6,838,502.30</u> | <u>\$ 19,305,265.96</u> | <u>\$ 82,152,047.00</u> | <u>\$ 62,846,781.04</u> | <u>23.50%</u> |
| 2006 BOND ELECTION-BUILDINGS (47600) | | | | | | |
| Non-Departmental Buildings | 308.40 | 2,060,981.00 | 2,101,621.56 | 37,001,166.00 | 34,899,544.44 | 5.68% |
| FUND TOTAL | <u>\$ 308.40</u> | <u>\$ 2,060,981.00</u> | <u>\$ 2,102,485.56</u> | <u>\$ 37,619,109.00</u> | <u>\$ 35,516,623.44</u> | <u>5.59%</u> |
| 2006 BOND ELECTION-TRANSPORTATION (47700) | | | | | | |
| Non-Departmental | - | - | 1,974.50 | 2,026,660.00 | 2,024,685.50 | 0.10% |
| Right of Way | - | - | 550,000.00 | 550,000.00 | - | 100.00% |
| Transportation | - | 7,770,504.39 | 8,145,180.88 | 33,443,445.00 | 25,298,264.12 | 24.36% |
| FUND TOTAL | <u>\$ -</u> | <u>\$ 7,770,504.39</u> | <u>\$ 8,697,155.38</u> | <u>\$ 36,020,105.00</u> | <u>\$ 27,322,949.62</u> | <u>24.15%</u> |
| RESOURCE CONNECTION (51100) | | | | | | |
| Non-Departmental Resource Connection | 244,696.83 | 309,453.25 | 2,349,502.82 | 3,658,495.00 | 1,308,992.18 | 64.22% |
| FUND TOTAL | <u>\$ 244,696.83</u> | <u>\$ 309,453.25</u> | <u>\$ 2,349,502.82</u> | <u>\$ 4,338,742.00</u> | <u>\$ 1,989,239.18</u> | <u>54.15%</u> |
| OIL & GAS ROYALTY (51200) | | | | | | |
| Resource Connection | - | - | 7,308.00 | 1,397,333.00 | 1,390,025.00 | 0.52% |
| FUND TOTAL | <u>\$ -</u> | <u>\$ -</u> | <u>\$ 7,308.00</u> | <u>\$ 1,397,333.00</u> | <u>\$ 1,390,025.00</u> | <u>0.52%</u> |
| SELF INSURANCE (61500) | | | | | | |
| Self Insurance | 36,341.85 | 82,193.48 | 212,758.04 | 1,745,482.00 | 1,532,723.96 | 12.19% |
| FUND TOTAL | <u>\$ 36,341.85</u> | <u>\$ 82,193.48</u> | <u>\$ 212,758.04</u> | <u>\$ 1,745,482.00</u> | <u>\$ 1,532,723.96</u> | <u>12.19%</u> |
| WORKERS COMPENSATION (61900) | | | | | | |
| Self Insurance | 162,315.93 | - | 1,844,337.60 | 4,733,937.00 | 2,889,599.40 | 38.96% |
| FUND TOTAL | <u>\$ 162,315.93</u> | <u>\$ -</u> | <u>\$ 1,844,337.60</u> | <u>\$ 4,733,937.00</u> | <u>\$ 2,889,599.40</u> | <u>38.96%</u> |
| COUNTY CLERK PROFESSIONAL LIABILITY (62100) | | | | | | |
| County Clerk | - | - | - | 704,300.00 | 704,300.00 | 0.00% |
| FUND TOTAL | <u>\$ -</u> | <u>\$ -</u> | <u>\$ -</u> | <u>\$ 704,300.00</u> | <u>\$ 704,300.00</u> | <u>0.00%</u> |
| DISTRICT CLERK PROFESSIONAL LIABILITY (62200) | | | | | | |
| District Clerk | - | 5,000.00 | 5,000.00 | 556,500.00 | 551,500.00 | 0.90% |
| FUND TOTAL | <u>\$ -</u> | <u>\$ 5,000.00</u> | <u>\$ 5,000.00</u> | <u>\$ 556,500.00</u> | <u>\$ 551,500.00</u> | <u>0.90%</u> |

**TARRANT COUNTY, TEXAS
BUDGET REPORT
FOR THE NINE (9) MONTHS ENDED 6/30/2019**

| | <u>CURRENT MONTH EXPENDITURES</u> | <u>ENCUMBRANCES AND COMMITMENTS</u> | <u>TOTAL EXPENDITURES ENCUMBRANCES & COMMITMENTS</u> | <u>TOTAL BUDGET</u> | <u>UNEXPENDED BUDGET</u> | <u>% BUDGET USED</u> |
|---|---|---|--|--------------------------|------------------------------|------------------------------|
| EMPLOYEE INSURANCE (65100) | | | | | | |
| Non-Departmental | 50,327.82 | 150,981.00 | 607,758.26 | 18,655,000.00 | 18,047,241.74 | 3.26% |
| Self Insurance | 7,468,557.72 | - | 62,100,632.37 | 83,402,273.00 | 21,301,640.63 | 74.46% |
| FUND TOTAL | <u>\$ 7,518,885.54</u> | <u>\$ 150,981.00</u> | <u>\$ 62,708,390.63</u> | <u>\$ 102,057,273.00</u> | <u>\$ 39,348,882.37</u> | <u>61.44%</u> |
| DISTRICT ATTORNEY RESTITUTION COLLECTION FEE (D6200) | | | | | | |
| District Attorney | - | - | 613.38 | 31,536.00 | 30,922.62 | 1.95% |
| FUND TOTAL | <u>\$ -</u> | <u>\$ -</u> | <u>\$ 613.38</u> | <u>\$ 31,536.00</u> | <u>\$ 30,922.62</u> | <u>1.95%</u> |
| CRIMINAL DISTRICT ATTORNEY STATE FORFEITURE (D8700) | | | | | | |
| District Attorney | 7,071.69 | 21,922.23 | 188,837.65 | 1,127,391.00 | 938,553.35 | 16.75% |
| FUND TOTAL | <u>\$ 7,071.69</u> | <u>\$ 21,922.23</u> | <u>\$ 188,837.65</u> | <u>\$ 1,127,391.00</u> | <u>\$ 938,553.35</u> | <u>16.75%</u> |
| CRIMINAL DISTRICT ATTORNEY FEDERAL FORFEITURE JUSTICE (D8800) | | | | | | |
| District Attorney | 955.77 | - | 11,345.22 | 89,574.00 | 78,228.78 | 12.67% |
| FUND TOTAL | <u>\$ 955.77</u> | <u>\$ -</u> | <u>\$ 11,345.22</u> | <u>\$ 89,574.00</u> | <u>\$ 78,228.78</u> | <u>12.67%</u> |
| CRIMINAL DISTRICT ATTORNEY FEDERAL FORFEITURE TREASURY (D8900) | | | | | | |
| District Attorney | - | - | 4,874.49 | 13,656.00 | 8,781.51 | 35.69% |
| FUND TOTAL | <u>\$ -</u> | <u>\$ -</u> | <u>\$ 4,874.49</u> | <u>\$ 13,656.00</u> | <u>\$ 8,781.51</u> | <u>35.69%</u> |
| 8TH ADMIN JUDICIAL REGION (G1100) | | | | | | |
| 8th Admin Judicial Region | 8,815.33 | - | 88,009.56 | 118,000.00 | 29,990.44 | 74.58% |
| FUND TOTAL | <u>\$ 8,815.33</u> | <u>\$ -</u> | <u>\$ 88,009.56</u> | <u>\$ 118,000.00</u> | <u>\$ 29,990.44</u> | <u>74.58%</u> |
| SHERIFFS INMATE COMMISSARY (S8700) | | | | | | |
| Sheriff - Confinement | 307,407.15 | 239,801.69 | 1,963,274.43 | 5,113,126.00 | 3,149,851.57 | 38.40% |
| FUND TOTAL | <u>\$ 307,407.15</u> | <u>\$ 239,801.69</u> | <u>\$ 1,963,274.43</u> | <u>\$ 5,113,126.00</u> | <u>\$ 3,149,851.57</u> | <u>38.40%</u> |
| COMBINED NARCOTICS ENFORCEMENT TEAM (S9300) | | | | | | |
| Sheriff | 16,348.04 | 21,099.80 | 192,019.08 | 380,206.00 | 188,186.92 | 50.50% |
| FUND TOTAL | <u>\$ 16,348.04</u> | <u>\$ 21,099.80</u> | <u>\$ 192,019.08</u> | <u>\$ 380,206.00</u> | <u>\$ 188,186.92</u> | <u>50.50%</u> |
| SHERIFF FEDERAL FORFEITURE-TREASURY (S9500) | | | | | | |
| Sheriff | 2,946.00 | 3,202.39 | 84,317.86 | 203,114.00 | 118,796.14 | 41.51% |
| FUND TOTAL | <u>\$ 2,946.00</u> | <u>\$ 3,202.39</u> | <u>\$ 84,317.86</u> | <u>\$ 203,114.00</u> | <u>\$ 118,796.14</u> | <u>41.51%</u> |
| SHERIFF DRUG FORFEITURE-NON DEA (S9600) | | | | | | |
| Sheriff | 3,528.79 | - | 45,080.97 | 115,029.00 | 69,948.03 | 39.19% |
| FUND TOTAL | <u>\$ 3,528.79</u> | <u>\$ -</u> | <u>\$ 45,080.97</u> | <u>\$ 115,029.00</u> | <u>\$ 69,948.03</u> | <u>39.19%</u> |

**TARRANT COUNTY, TEXAS
BUDGET REPORT
FOR THE NINE (9) MONTHS ENDED 6/30/2019**

| | <u>CURRENT MONTH EXPENDITURES</u> | <u>ENCUMBRANCES AND COMMITMENTS</u> | <u>TOTAL EXPENDITURES ENCUMBRANCES & COMMITMENTS</u> | <u>TOTAL BUDGET</u> | <u>UNEXPENDED BUDGET</u> | <u>% BUDGET USED</u> |
|---|---|---|--|-------------------------|------------------------------|------------------------------|
| SHERIFF FEDERAL FORFEITURE-JUSTICE (S9700) | | | | | | |
| Sheriff | 110.97 | 5,871.62 | 81,643.17 | 157,989.00 | 76,345.83 | 51.68% |
| FUND TOTAL | <u>\$ 110.97</u> | <u>\$ 5,871.62</u> | <u>\$ 81,643.17</u> | <u>\$ 157,989.00</u> | <u>\$ 76,345.83</u> | <u>51.68%</u> |
| PUBLIC HEALTH (T0400) | | | | | | |
| T0400-2019 Public Health | | | | | | |
| Buildings | 15,764.61 | 387.00 | 87,332.30 | 160,193.00 | 72,860.70 | 54.52% |
| Public Health | 955,219.39 | 298,221.29 | 8,978,137.31 | 13,969,820.00 | 4,991,682.69 | 64.27% |
| T0410-2019 Public Health - Cash Match | | | | | | |
| Public Health | 26,430.19 | - | 324,883.09 | 482,568.00 | 157,684.91 | 67.32% |
| T0420-2019 Public Health-Op Sub | | | | | | |
| Public Health | 68,713.44 | - | 284,094.76 | 1,270,000.00 | 985,905.24 | 22.37% |
| T0450-2019 Public Health 1115 Wavier | | | | | | |
| Non-Departmental | - | - | 549,000.00 | 11,786,997.00 | 11,237,997.00 | 4.66% |
| Public Health | 209,258.99 | 82,541.01 | 5,578,620.48 | 11,160,728.00 | 5,582,107.52 | 49.98% |
| FUND TOTAL | <u>\$ 1,275,386.62</u> | <u>\$ 381,149.30</u> | <u>\$ 15,802,067.94</u> | <u>\$ 38,830,306.00</u> | <u>\$ 23,028,238.06</u> | <u>40.70%</u> |
| SECTION 125 FORFEITURES (T0500) | | | | | | |
| Self Insurance | 4,806.04 | 24,618.60 | 67,699.56 | 1,192,256.00 | 1,124,556.44 | 5.68% |
| FUND TOTAL | <u>\$ 4,806.04</u> | <u>\$ 24,618.60</u> | <u>\$ 67,699.56</u> | <u>\$ 1,192,256.00</u> | <u>\$ 1,124,556.44</u> | <u>5.68%</u> |
| CHILDREN'S HOME FUND (T0600) | | | | | | |
| Juvenile Services | 500.00 | - | 500.00 | 69,034.00 | 68,534.00 | 0.72% |
| FUND TOTAL | <u>\$ 500.00</u> | <u>\$ -</u> | <u>\$ 500.00</u> | <u>\$ 69,034.00</u> | <u>\$ 68,534.00</u> | <u>0.72%</u> |
| BAIL BOND BOARD (T0700) | | | | | | |
| Non-Departmental | 3,060.00 | - | 6,025.00 | 25,650.00 | 19,625.00 | 23.49% |
| FUND TOTAL | <u>\$ 3,060.00</u> | <u>\$ -</u> | <u>\$ 6,025.00</u> | <u>\$ 25,650.00</u> | <u>\$ 19,625.00</u> | <u>23.49%</u> |
| TDRPS - TITLE IVE (T0800) | | | | | | |
| Child Protective Services | 8,069.72 | 680.00 | 41,373.52 | 120,255.00 | 78,881.48 | 34.40% |
| FUND TOTAL | <u>\$ 8,069.72</u> | <u>\$ 680.00</u> | <u>\$ 41,373.52</u> | <u>\$ 120,255.00</u> | <u>\$ 78,881.48</u> | <u>34.40%</u> |
| CONSTABLE FORFEITURE (T0900) | | | | | | |
| Constable Precinct 7 | - | - | 6,484.20 | 19,618.00 | 13,133.80 | 33.05% |
| FUND TOTAL | <u>\$ -</u> | <u>\$ -</u> | <u>\$ 6,484.20</u> | <u>\$ 19,618.00</u> | <u>\$ 13,133.80</u> | <u>33.05%</u> |
| CONSTABLE FORFEITURE - FEDERAL (T0970) | | | | | | |
| Constable Precinct 7 | - | - | - | 557.00 | 557.00 | 0.00% |
| FUND TOTAL | <u>\$ -</u> | <u>\$ -</u> | <u>\$ -</u> | <u>\$ 557.00</u> | <u>\$ 557.00</u> | <u>0.00%</u> |
| JUVENILE PROBATION DISTRICT (T1000) | | | | | | |
| Juvenile Services | 2,458.28 | - | 11,578.01 | 225,761.00 | 214,182.99 | 5.13% |
| FUND TOTAL | <u>\$ 2,458.28</u> | <u>\$ -</u> | <u>\$ 11,578.01</u> | <u>\$ 225,761.00</u> | <u>\$ 214,182.99</u> | <u>5.13%</u> |

TARRANT COUNTY, TEXAS
BUDGET REPORT
FOR THE NINE (9) MONTHS ENDED 6/30/2019

| | CURRENT MONTH EXPENDITURES | ENCUMBRANCES AND COMMITMENTS | TOTAL EXPENDITURES ENCUMBRANCES & COMMITMENTS | TOTAL BUDGET | UNEXPENDED BUDGET | % BUDGET USED |
|---|----------------------------------|------------------------------------|--|------------------------|------------------------|---------------------|
| UNCLAIMED JUVENILE RESTITUTION (T1100) | | | | | | |
| Juvenile Services | 22.47 | - | 22.47 | 11,001.00 | 10,978.53 | 0.20% |
| FUND TOTAL | <u>\$ 22.47</u> | <u>\$ -</u> | <u>\$ 22.47</u> | <u>\$ 11,001.00</u> | <u>\$ 10,978.53</u> | <u>0.20%</u> |
| DEFERRED PROSECUTION (T1300) | | | | | | |
| District Attorney | 5,680.00 | - | 34,747.53 | 63,500.00 | 28,752.47 | 54.72% |
| FUND TOTAL | <u>\$ 5,680.00</u> | <u>\$ -</u> | <u>\$ 34,747.53</u> | <u>\$ 63,500.00</u> | <u>\$ 28,752.47</u> | <u>54.72%</u> |
| HISTORICAL COMMISSION (T2000) | | | | | | |
| Historical Commission | - | - | 1,718.89 | 5,942.00 | 4,223.11 | 28.93% |
| FUND TOTAL | <u>\$ -</u> | <u>\$ -</u> | <u>\$ 1,718.89</u> | <u>\$ 5,942.00</u> | <u>\$ 4,223.11</u> | <u>28.93%</u> |
| HISTORICAL COMMISSION ARCHIVES (T2100) | | | | | | |
| Historical Commission | - | - | - | 12,970.00 | 12,970.00 | 0.00% |
| FUND TOTAL | <u>\$ -</u> | <u>\$ -</u> | <u>\$ -</u> | <u>\$ 12,970.00</u> | <u>\$ 12,970.00</u> | <u>0.00%</u> |
| CEMETERY FUND (T2300) | | | | | | |
| Historical Commission | - | - | - | 26,552.00 | 26,552.00 | 0.00% |
| FUND TOTAL | <u>\$ -</u> | <u>\$ -</u> | <u>\$ -</u> | <u>\$ 26,552.00</u> | <u>\$ 26,552.00</u> | <u>0.00%</u> |
| FIRE MARSHAL CODE (T2900) | | | | | | |
| Fire Marshal | 135.00 | 11,199.66 | 13,456.04 | 78,889.00 | 65,432.96 | 17.06% |
| FUND TOTAL | <u>\$ 135.00</u> | <u>\$ 11,199.66</u> | <u>\$ 13,456.04</u> | <u>\$ 78,889.00</u> | <u>\$ 65,432.96</u> | <u>17.06%</u> |
| DISTRICT ATTORNEY JPS CONTRACT (T3000) | | | | | | |
| District Attorney | 35,619.82 | - | 306,118.39 | 472,879.00 | 166,760.61 | 64.74% |
| FUND TOTAL | <u>\$ 35,619.82</u> | <u>\$ -</u> | <u>\$ 306,118.39</u> | <u>\$ 472,879.00</u> | <u>\$ 166,760.61</u> | <u>64.74%</u> |
| EMERGENCY SERVICES DISTRICT (T3100) | | | | | | |
| Fire Marshal | 6,638.50 | - | 63,222.09 | 90,000.00 | 26,777.91 | 70.25% |
| FUND TOTAL | <u>\$ 6,638.50</u> | <u>\$ -</u> | <u>\$ 63,222.09</u> | <u>\$ 90,000.00</u> | <u>\$ 26,777.91</u> | <u>70.25%</u> |
| CSCD BOND SUPERVISION UNIT (T3300) | | | | | | |
| Community Supervision | 137,885.80 | 1,484.09 | 929,258.18 | 3,390,307.00 | 2,461,048.82 | 27.41% |
| FUND TOTAL | <u>\$ 137,885.80</u> | <u>\$ 1,484.09</u> | <u>\$ 929,258.18</u> | <u>\$ 3,390,307.00</u> | <u>\$ 2,461,048.82</u> | <u>27.41%</u> |
| CRIMINAL COURTS DRUG PROGRAM (T3400) | | | | | | |
| Criminal Court Administration | 16,534.95 | 11,850.00 | 155,023.12 | 487,762.00 | 332,738.88 | 31.78% |
| FUND TOTAL | <u>\$ 16,534.95</u> | <u>\$ 11,850.00</u> | <u>\$ 155,023.12</u> | <u>\$ 487,762.00</u> | <u>\$ 332,738.88</u> | <u>31.78%</u> |
| MEDICAL EXAMINER CONFERENCE (T3700) | | | | | | |
| Medical Examiner | - | - | 575.44 | 50,265.00 | 49,689.56 | 1.14% |
| FUND TOTAL | <u>\$ -</u> | <u>\$ -</u> | <u>\$ 575.44</u> | <u>\$ 50,265.00</u> | <u>\$ 49,689.56</u> | <u>1.14%</u> |

TARRANT COUNTY, TEXAS
BUDGET REPORT
FOR THE NINE (9) MONTHS ENDED 6/30/2019


| | CURRENT MONTH EXPENDITURES | ENCUMBRANCES AND COMMITMENTS | TOTAL EXPENDITURES ENCUMBRANCES & COMMITMENTS | TOTAL BUDGET | UNEXPENDED BUDGET | % BUDGET USED |
|---|----------------------------------|------------------------------------|--|------------------------|----------------------|---------------------|
| PMC INSURED - 340B (T4100) | | | | | | |
| Public Health | 240,300.37 | 1,130,736.55 | 6,607,303.59 | 7,011,945.00 | 404,641.41 | 94.23% |
| FUND TOTAL | <u>\$ 240,300.37</u> | <u>\$ 1,130,736.55</u> | <u>\$ 6,607,303.59</u> | <u>\$ 7,011,945.00</u> | <u>\$ 404,641.41</u> | <u>94.23%</u> |
| MISCELLANEOUS DONATIONS - JUVENILE PROBATION (T5200) | | | | | | |
| Juvenile Services | 812.48 | 358.51 | 3,297.70 | 26,999.00 | 23,701.30 | 12.21% |
| FUND TOTAL | <u>\$ 812.48</u> | <u>\$ 358.51</u> | <u>\$ 3,297.70</u> | <u>\$ 26,999.00</u> | <u>\$ 23,701.30</u> | <u>12.21%</u> |
| DONATIONS EMERGENCY MANAGEMENT (T5350) | | | | | | |
| County Administrator | \$ - | - | - | 4,720.00 | 4,720.00 | 0.00% |
| FUND TOTAL | <u>\$ -</u> | <u>\$ -</u> | <u>\$ -</u> | <u>\$ 4,720.00</u> | <u>\$ 4,720.00</u> | <u>0.00%</u> |
| MISCELLANEOUS DONATIONS - HUMAN SERVICES (T5600) | | | | | | |
| Human Services | 3,938.55 | - | 76,222.30 | 153,604.00 | 77,381.70 | 49.62% |
| FUND TOTAL | <u>\$ 3,938.55</u> | <u>\$ -</u> | <u>\$ 76,222.30</u> | <u>\$ 153,604.00</u> | <u>\$ 77,381.70</u> | <u>49.62%</u> |
| MISCELLANEOUS DONATIONS - HUMAN SERVICES-RELIANT (T5640) | | | | | | |
| Human Services | 918.96 | - | 19,040.22 | 33,992.00 | 14,951.78 | 56.01% |
| FUND TOTAL | <u>\$ 918.96</u> | <u>\$ -</u> | <u>\$ 19,040.22</u> | <u>\$ 33,992.00</u> | <u>\$ 14,951.78</u> | <u>56.01%</u> |
| MISCELLANEOUS DONATIONS - HUMAN SERVICES-CIRRO (T5642) | | | | | | |
| Human Services | - | - | 581.40 | 1,600.00 | 1,018.60 | 36.34% |
| FUND TOTAL | <u>\$ -</u> | <u>\$ -</u> | <u>\$ 581.40</u> | <u>\$ 1,600.00</u> | <u>\$ 1,018.60</u> | <u>36.34%</u> |
| HUMAN SERVICES-STREAM (T5644) | | | | | | |
| Human Services | - | - | 145.34 | 179.00 | 33.66 | 81.20% |
| FUND TOTAL | <u>\$ -</u> | <u>\$ -</u> | <u>\$ 145.34</u> | <u>\$ 179.00</u> | <u>\$ 33.66</u> | <u>81.20%</u> |
| HUMAN SERVICES-DIRECT ENERGY (T5646) | | | | | | |
| Human Services | 563.31 | - | 12,694.52 | 15,059.00 | 2,364.48 | 84.30% |
| FUND TOTAL | <u>\$ 563.31</u> | <u>\$ -</u> | <u>\$ 12,694.52</u> | <u>\$ 15,059.00</u> | <u>\$ 2,364.48</u> | <u>84.30%</u> |
| MISCELLANEOUS DONATIONS - CPS (T5700) | | | | | | |
| Child Protective Services | 5,132.30 | - | 28,997.06 | 80,887.00 | 51,889.94 | 35.85% |
| FUND TOTAL | <u>\$ 5,132.30</u> | <u>\$ -</u> | <u>\$ 28,997.06</u> | <u>\$ 80,887.00</u> | <u>\$ 51,889.94</u> | <u>35.85%</u> |
| MISCELLANEOUS DONATIONS - HEALTH DEPT (T5800) | | | | | | |
| Public Health | 6,901.13 | 1,898.25 | 8,899.38 | 32,231.00 | 23,331.62 | 27.61% |
| FUND TOTAL | <u>\$ 6,901.13</u> | <u>\$ 1,898.25</u> | <u>\$ 8,899.38</u> | <u>\$ 32,231.00</u> | <u>\$ 23,331.62</u> | <u>27.61%</u> |

TARRANT COUNTY, TEXAS
BUDGET REPORT
FOR THE NINE (9) MONTHS ENDED 6/30/2019

| | CURRENT MONTH EXPENDITURES | ENCUMBRANCES AND COMMITMENTS | TOTAL EXPENDITURES ENCUMBRANCES & COMMITMENTS | TOTAL BUDGET | UNEXPENDED BUDGET | % BUDGET USED |
|--|----------------------------------|------------------------------------|--|------------------------|----------------------|---------------------|
| MISCELLANEOUS DONATIONS - VETERAN COURT PROGRAM (T5960) | | | | | | |
| Veterans Diversion Court | - | 2,150.00 | 2,150.00 | 42,207.00 | 40,057.00 | 5.09% |
| FUND TOTAL | <u>\$ -</u> | <u>\$ 2,150.00</u> | <u>\$ 2,150.00</u> | <u>\$ 42,207.00</u> | <u>\$ 40,057.00</u> | <u>5.09%</u> |
| MISCELLANEOUS DONATIONS - FAMILY COURT SERVICES (T6000) | | | | | | |
| Information Technology | - | - | 9,787.76 | 10,000.00 | 212.24 | 97.88% |
| Domestic Relations | - | - | 3,082.19 | 6,601.00 | 3,518.81 | 46.69% |
| FUND TOTAL | <u>\$ -</u> | <u>\$ -</u> | <u>\$ 12,869.95</u> | <u>\$ 16,601.00</u> | <u>\$ 3,731.05</u> | <u>77.53%</u> |
| MISCELLANEOUS DONATIONS - CRCG (T6100) | | | | | | |
| Public Assistance | 3,768.29 | - | 26,369.44 | 49,726.00 | 23,356.56 | 53.03% |
| FUND TOTAL | <u>\$ 3,768.29</u> | <u>\$ -</u> | <u>\$ 26,369.44</u> | <u>\$ 49,726.00</u> | <u>\$ 23,356.56</u> | <u>53.03%</u> |
| MISCELLANEOUS DONATIONS - LAW ENFORCEMENT (T6300) | | | | | | |
| Sheriff | - | - | - | 500.00 | 500.00 | 0.00% |
| FUND TOTAL | <u>\$ -</u> | <u>\$ -</u> | <u>\$ -</u> | <u>\$ 500.00</u> | <u>\$ 500.00</u> | <u>0.00%</u> |
| ATTF RENTAL ASSOC DONATION (T6500) | | | | | | |
| Sheriff | - | - | - | 269.00 | 269.00 | 0.00% |
| FUND TOTAL | <u>\$ -</u> | <u>\$ -</u> | <u>\$ -</u> | <u>\$ 269.00</u> | <u>\$ 269.00</u> | <u>0.00%</u> |
| SHERIFF'S EMPLOYEE RECOGNITION AND AWARD (T7000) | | | | | | |
| Sheriff | - | - | - | 402.00 | 402.00 | 0.00% |
| FUND TOTAL | <u>\$ -</u> | <u>\$ -</u> | <u>\$ -</u> | <u>\$ 402.00</u> | <u>\$ 402.00</u> | <u>0.00%</u> |
| CONTRACT ELECTIONS (T7100) | | | | | | |
| Elections Administration | 97,824.46 | 20,748.94 | 2,124,889.05 | 2,598,644.00 | 473,754.95 | 81.77% |
| FUND TOTAL | <u>\$ 97,824.46</u> | <u>\$ 20,748.94</u> | <u>\$ 2,124,889.05</u> | <u>\$ 2,598,644.00</u> | <u>\$ 473,754.95</u> | <u>81.77%</u> |
| ELECTIONS CHAPTER 19 (T7300) | | | | | | |
| Elections Administration | 17,991.04 | 108,523.00 | 418,510.54 | 495,795.00 | 77,284.46 | 84.41% |
| FUND TOTAL | <u>\$ 17,991.04</u> | <u>\$ 108,523.00</u> | <u>\$ 418,510.54</u> | <u>\$ 495,795.00</u> | <u>\$ 77,284.46</u> | <u>84.41%</u> |



TARRANT COUNTY
FEE OFFICE ACCOUNTS



TARRANT COUNTY, TEXAS
FEE OFFICE ACCOUNTS
COMBINED SCHEDULE OF CASH RECEIPTS AND DISBURSEMENTS
FOR THE NINE (9) MONTHS ENDED 6/30/2019

| <u>COMBINED (1)</u> | | <u>TAX ASSESSOR / COLLECTOR</u> | <u>DISTRICT CLERK</u> | <u>COUNTY CLERK</u> |
|----------------------|---|---|---------------------------|-------------------------|
| | CASH RECEIPTS | | | |
| | GENERAL: | | | |
| \$471,438,744 | County Fees | \$439,252,827 | \$7,572,468 | \$13,189,714 |
| 403,256,138 | State Fees | 396,861,437 | 2,725,536 | 2,410,911 |
| 3,745,163,008 | Other | 3,743,506,611 | 593,909 | 1,062,488 |
| <u>38,143,910</u> | TRUST | 0 | <u>12,407,084</u> | <u>10,689,042</u> |
| 4,658,001,800 | TOTAL CASH RECEIPTS | 4,579,620,875 | 23,298,997 | 27,352,155 |
| | CASH DISBURSEMENTS | | | |
| | GENERAL: | | | |
| 472,006,269 | County Fees | 440,308,536 | 6,349,315 | 13,797,077 |
| 411,726,808 | State Fees | 404,115,112 | 3,962,116 | 2,391,326 |
| 3,761,524,348 | Other | 3,760,548,704 | 522,035 | 399,050 |
| <u>36,952,002</u> | TRUST | 0 | <u>6,897,172</u> | <u>14,279,269</u> |
| <u>4,682,209,427</u> | TOTAL CASH DISBURSEMENTS | <u>4,604,972,352</u> | <u>17,730,638</u> | <u>30,866,722</u> |
| | EXCESS (DEFICIT) RECEIPTS OVER DISBURSEMENTS | (25,351,477) | 5,568,359 | (3,514,567) |
| | CASH AND INVESTMENTS: | | | |
| <u>121,145,701</u> | BEGINNING | <u>53,488,598</u> | <u>21,119,435</u> | <u>39,431,012</u> |
| <u>\$96,938,074</u> | ENDING | <u>\$28,137,121</u> | <u>\$26,687,794</u> | <u>\$35,916,445</u> |
| | <u>FEE OFFICE AGENCY FUND</u> | | | |
| \$32,033,455 | CASH AND INVESTMENTS | | | |
| <u>64,904,619</u> | RESTRICTED ASSETS | | | |
| <u>\$96,938,074</u> | TOTAL | | | |

NOTE: Inter-office eliminations not made. Cash receipts and disbursements in one office may also be included in another office.

(1) Activity reported represents eight months ended May 31, 2019 for all fee offices other than the Public Probate Administrator Fund which is thru June 30, 2019.

| <u>SHERIFF</u> | <u>COMMUNITY SUPERVISION & CORRECTIONS</u> | <u>DISTRICT ATTORNEY</u> | <u>CONSTABLES</u> | <u>JUSTICES OF THE PEACE</u> | <u>OTHER</u> |
|--------------------|--|------------------------------|-------------------|--------------------------------------|------------------|
| \$3,342,700 | \$0 | \$0 | \$362,082 | \$4,048,621 | \$3,670,332 |
| 0 | 0 | 0 | 0 | 1,258,254 | 0 |
| 0 | 0 | 0 | 0 | 0 | 0 |
| <u>1,001,375</u> | <u>8,200,604</u> | <u>669,532</u> | <u>4,879,972</u> | <u>296,301</u> | <u>0</u> |
| 4,344,075 | 8,200,604 | 669,532 | 5,242,054 | 5,603,176 | 3,670,332 |
| 3,347,195 | 0 | 0 | 361,897 | 4,208,434 | 3,633,815 |
| 0 | 0 | 0 | 0 | 1,258,254 | 0 |
| 0 | 0 | 0 | 0 | 0 | 54,559 |
| <u>1,431,121</u> | <u>8,274,593</u> | <u>879,675</u> | <u>4,879,972</u> | <u>310,200</u> | <u>0</u> |
| <u>4,778,316</u> | <u>8,274,593</u> | <u>879,675</u> | <u>5,241,869</u> | <u>5,776,888</u> | <u>3,688,374</u> |
| (434,241) | (73,989) | (210,143) | 185 | (173,712) | (18,042) |
| <u>5,460,522</u> | <u>666,338</u> | <u>317,494</u> | <u>0</u> | <u>438,008</u> | <u>224,294</u> |
| <u>\$5,026,281</u> | <u>\$592,349</u> | <u>\$107,351</u> | <u>\$185</u> | <u>\$264,296</u> | <u>\$206,252</u> |

TARRANT COUNTY, TEXAS
CONSTABLE ACCOUNTS
COMBINING SCHEDULE OF CASH RECEIPTS AND DISBURSEMENTS
FOR THE NINE (9) MONTHS ENDED 6/30/2019

| <u>COMBINED (1)</u> | | <u>PRECINCT ONE</u> | <u>PRECINCT TWO</u> | <u>PRECINCT THREE</u> |
|---------------------|---|-------------------------|-------------------------|---------------------------|
| | CASH RECEIPTS | | | |
| | GENERAL: | | | |
| \$362,082 | County Fees | \$46,300 | \$31,835 | \$102,370 |
| 0 | State Fees | 0 | 0 | 0 |
| 0 | Other | 0 | 0 | 0 |
| 4,879,972 | TRUST | 1,897 | 276 | 4,755,227 |
| 5,242,054 | TOTAL CASH RECEIPTS | 48,197 | 32,111 | 4,857,597 |
| | CASH DISBURSEMENTS | | | |
| | GENERAL: | | | |
| 361,897 | County Fees | 46,300 | 31,835 | 102,185 |
| 0 | State Fees | 0 | 0 | 0 |
| 0 | Other | 0 | 0 | 0 |
| 4,879,972 | TRUST | 1,897 | 276 | 4,755,227 |
| 5,241,869 | TOTAL CASH DISBURSEMENTS | 48,197 | 32,111 | 4,857,412 |
| 185 | EXCESS (DEFICIT) RECEIPTS OVER DISBURSEMENTS | 0 | 0 | 185 |
| | CASH AND INVESTMENTS: | | | |
| 0 | BEGINNING | 0 | 0 | 0 |
| \$185 | ENDING | \$0 | \$0 | \$185 |

NOTE: Inter-office eliminations not made. Cash receipts and disbursements in one office may also be included in another office.

(1) Activity reported represents eight months ended May 31, 2019 unless otherwise stated in the accompanying notes to the combined financial statements.

| PRECINCT FOUR | PRECINCT FIVE | PRECINCT SIX | PRECINCT SEVEN | PRECINCT EIGHT |
|------------------|------------------|-----------------|-------------------|-------------------|
| \$34,745 | \$25,597 | \$33,038 | \$55,488 | \$32,709 |
| 0 | 0 | 0 | 0 | 0 |
| 0 | 0 | 0 | 0 | 0 |
| 6,729 | 248 | 29,244 | 84,923 | 1,428 |
| 41,474 | 25,845 | 62,282 | 140,411 | 34,137 |
| 34,745 | 25,597 | 33,038 | 55,488 | 32,709 |
| 0 | 0 | 0 | 0 | 0 |
| 0 | 0 | 0 | 0 | 0 |
| 6,729 | 248 | 29,244 | 84,923 | 1,428 |
| 41,474 | 25,845 | 62,282 | 140,411 | 34,137 |
| 0 | 0 | 0 | 0 | 0 |
| 0 | 0 | 0 | 0 | 0 |
| \$0 | \$0 | \$0 | \$0 | \$0 |

TARRANT COUNTY, TEXAS
JUSTICE OF THE PEACE ACCOUNTS
COMBINING SCHEDULE OF CASH RECEIPTS AND DISBURSEMENTS
FOR THE NINE (9) MONTHS ENDED 6/30/2019

| <u>COMBINED (1)</u> | | <u>PRECINCT ONE</u> | <u>PRECINCT TWO</u> | <u>PRECINCT THREE</u> |
|---------------------|---|-------------------------|-------------------------|---------------------------|
| | CASH RECEIPTS | | | |
| | GENERAL: | | | |
| \$4,048,621 | County Fees | \$533,073 | \$732,839 | \$364,110 |
| 1,258,254 | State Fees | 123,899 | 150,990 | 94,863 |
| 0 | Other | 0 | 0 | 0 |
| <u>296,301</u> | TRUST | <u>38,166</u> | <u>49,188</u> | <u>39,740</u> |
| 5,603,176 | TOTAL CASH RECEIPTS | 695,138 | 933,017 | 498,713 |
| | CASH DISBURSEMENTS | | | |
| | GENERAL: | | | |
| 4,208,434 | County Fees | 592,541 | 705,197 | 374,999 |
| 1,258,254 | State Fees | 123,899 | 150,990 | 94,863 |
| 0 | Other | 0 | 0 | 0 |
| <u>310,200</u> | TRUST | <u>38,166</u> | <u>49,184</u> | <u>41,936</u> |
| <u>5,776,888</u> | TOTAL CASH DISBURSEMENTS | <u>754,606</u> | <u>905,371</u> | <u>511,798</u> |
| (173,712) | EXCESS (DEFICIT) RECEIPTS OVER DISBURSEMENTS | (59,468) | 27,646 | (13,085) |
| | CASH AND INVESTMENTS: | | | |
| <u>438,008</u> | BEGINNING | <u>62,057</u> | <u>92,446</u> | <u>17,989</u> |
| <u>\$264,296</u> | ENDING | <u>\$2,589</u> | <u>\$120,092</u> | <u>\$4,904</u> |

NOTE: Inter-office eliminations not made. Cash receipts and disbursements in one office may also be included in another office.

(1) Activity reported represents eight months ended May 31, 2019 unless otherwise stated in the accompanying notes to the combined financial statements.

| PRECINCT FOUR | PRECINCT FIVE | PRECINCT SIX | PRECINCT SEVEN | PRECINCT EIGHT |
|------------------|------------------|-----------------|-------------------|-------------------|
| \$490,856 | \$218,807 | \$618,361 | \$606,752 | \$483,823 |
| 174,098 | 123,517 | 285,795 | 205,576 | 99,516 |
| 0 | 0 | 0 | 0 | 0 |
| 31,670 | 8,389 | 47,213 | 76,683 | 5,252 |
| 696,624 | 350,713 | 951,369 | 889,011 | 588,591 |
| 555,627 | 212,905 | 684,949 | 598,393 | 483,823 |
| 174,098 | 123,517 | 285,795 | 205,576 | 99,516 |
| 0 | 0 | 0 | 0 | 0 |
| 32,131 | 11,665 | 53,814 | 78,052 | 5,252 |
| 761,856 | 348,087 | 1,024,558 | 882,021 | 588,591 |
| (65,232) | 2,626 | (73,189) | 6,990 | 0 |
| 69,184 | 29,023 | 78,650 | 88,659 | 0 |
| <u>\$3,952</u> | <u>\$31,649</u> | <u>\$5,461</u> | <u>\$95,649</u> | <u>\$0</u> |

TARRANT COUNTY, TEXAS
OTHER FEE OFFICE ACCOUNTS
COMBINING SCHEDULE OF CASH RECEIPTS AND DISBURSEMENTS
FOR THE NINE (9) MONTHS ENDED 6/30/2019

| <u>COMBINED(1)</u> | | <u>PRE-TRIAL RELEASE</u> | <u>DOMESTIC RELATIONS OFFICE</u> | <u>CHILD SUPPORT</u> | <u>PUBLIC PROBATE ADMINISTRATOR</u> |
|--------------------|---|------------------------------|--|--------------------------|---|
| | CASH RECEIPTS | | | | |
| | GENERAL: | | | | |
| \$3,670,332 | County Fees | \$65,298 | \$203,898 | \$3,347,153 | \$53,983 |
| 0 | State Fees | 0 | 0 | 0 | 0 |
| 0 | Other | 0 | 0 | 0 | 0 |
| <u>0</u> | TRUST | <u>0</u> | <u>0</u> | <u>0</u> | <u>0</u> |
| 3,670,332 | TOTAL CASH RECEIPTS | 65,298 | 203,898 | 3,347,153 | 53,983 |
| | CASH DISBURSEMENTS | | | | |
| | GENERAL: | | | | |
| 3,633,815 | County Fees | 65,298 | 206,916 | 3,357,504 | 4,097 |
| 0 | State Fees | 0 | 0 | 0 | 0 |
| 54,559 | Other | 0 | 0 | 0 | 54,559 |
| <u>0</u> | TRUST | <u>0</u> | <u>0</u> | <u>0</u> | <u>0</u> |
| <u>3,688,374</u> | TOTAL CASH DISBURSEMENTS | <u>65,298</u> | <u>206,916</u> | <u>3,357,504</u> | <u>58,656</u> |
| (18,042) | EXCESS (DEFICIT) RECEIPTS OVER DISBURSEMENTS | 0 | (3,018) | (10,351) | (4,673) |
| | CASH AND INVESTMENTS: | | | | |
| <u>224,294</u> | BEGINNING | <u>0</u> | <u>5,889</u> | <u>109,144</u> | <u>109,261</u> |
| <u>\$206,252</u> | ENDING | <u>\$0</u> | <u>\$2,871</u> | <u>\$98,793</u> | <u>\$104,588</u> |

NOTE: Inter-office eliminations not made. Cash receipts and disbursements in one office may also be included in another office.

(1) Activity reported represents eight months ended May 31, 2019 unless otherwise stated in the accompanying notes to the combined financial statements. Activity for the Public Probate Administrator Fund is thru June 30, 2019.