


COUNTY AUDITOR

**TARRANT COUNTY FINANCIAL STATEMENTS
FOR THE MONTH OF MAY 2019**



TARRANT COUNTY, TEXAS



TARRANT COUNTY

TARRANT COUNTY ADMINISTRATION BUILDING - ROOM 506
100 E. WEATHERFORD
FORT WORTH, TEXAS 76196-0103
817/884-1205
Fax 817/884-1104

S. RENEE TIDWELL, CPA
COUNTY AUDITOR
rtidwell@tarrantcounty.com

CRAIG MAXWELL
FIRST ASSISTANT COUNTY AUDITOR
cmaxwell@tarrantcounty.com

July 2, 2019

The Honorable District Judges
The Honorable Commissioners Court
Tarrant County, Texas

RE: County Auditor's May 2019 Financial Reports

I herewith submit the financial report of Tarrant County, Texas as of and for the eight months ending May 31, 2019.

If you have any questions concerning this report or the financial well-being of the County, please call.

Sincerely,

S. Renée Tidwell, CPA
County Auditor

TARRANT COUNTY, TEXAS
COMBINED BALANCE SHEET
GOVERNMENTAL FUNDS
AS OF 5/31/2019

<u>COMBINED TOTAL</u>		<u>GENERAL</u>	<u>ROAD & BRIDGE</u>	<u>DEBT SERVICE</u>
ASSETS				
\$499,157,900.26	CASH AND INVESTMENTS	\$221,117,898.38	\$12,412,779.35	\$32,744,273.23
19,778,416.71	TAXES RECEIVABLE (NET)	17,996,260.04	6,971.45	1,775,185.22
5,522,817.19	OTHER RECEIVABLES (NET)	1,324,501.43	104,151.42	42,373.80
3,559,747.86	FEE OFFICE RECEIVABLE	3,559,747.86	0.00	0.00
11,011,551.06	DUE FROM OTHER FUNDS	11,011,551.06	0.00	0.00
660,339.89	ADVANCE TO ENTERPRISE FUND	0.00	0.00	0.00
<u>1,644,650.29</u>	PREPAID EXPENSES AND INVENTORY	<u>740,541.11</u>	<u>700,703.43</u>	<u>0.00</u>
<u>\$541,335,423.26</u>	TOTAL ASSETS	<u>\$255,750,499.88</u>	<u>\$13,224,605.65</u>	<u>\$34,561,832.25</u>
LIABILITIES				
\$8,656,260.85	ACCOUNTS PAYABLE	\$5,783,680.71	\$231,867.34	\$0.00
20,355,942.62	OTHER LIABILITIES	15,490,235.04	642,211.09	0.00
11,011,551.06	DUE TO OTHER FUNDS	0.00	0.00	0.00
<u>2,923,314.89</u>	UNEARNED REVENUE	<u>0.00</u>	<u>0.00</u>	<u>0.00</u>
42,947,069.42	TOTAL LIABILITIES	21,273,915.75	874,078.43	0.00
DEFERRED INFLOWS OF RESOURCES				
19,778,416.71	UNAVAILABLE REVENUE - PROPERTY TAXES	17,996,260.04	6,971.45	1,775,185.22
<u>3,559,747.86</u>	UNAVAILABLE REVENUE - FEE OFFICE	<u>3,559,747.86</u>	<u>0.00</u>	<u>0.00</u>
23,338,164.57	TOTAL DEFERRED INFLOWS OF RESOURCES	21,556,007.90	6,971.45	1,775,185.22
FUND BALANCES				
<u>475,050,189.27</u>	FUND BALANCES	<u>212,920,576.23</u>	<u>12,343,555.77</u>	<u>32,786,647.03</u>
<u>475,050,189.27</u>	TOTAL FUND BALANCES	<u>212,920,576.23</u>	<u>12,343,555.77</u>	<u>32,786,647.03</u>
<u>\$541,335,423.26</u>	TOTAL LIABILITIES, DEFERRED INFLOWS OF RESOURCES, AND FUND BALANCES	<u>\$255,750,499.88</u>	<u>\$13,224,605.65</u>	<u>\$34,561,832.25</u>

CAPITAL PROJECTS	GRANT FUNDS	OTHER GOVERNMENTAL FUNDS
\$151,388,546.86	\$11,867,149.77	\$69,627,252.67
0.00	0.00	0.00
0.00	3,893,169.33	158,621.21
0.00	0.00	0.00
0.00	0.00	0.00
660,339.89	0.00	0.00
0.00	106,449.69	96,956.06
<u>\$152,048,886.75</u>	<u>\$15,866,768.79</u>	<u>\$69,882,829.94</u>

\$1,075,692.81	\$182,070.85	\$1,382,949.14
6,320.58	1,771,282.57	2,445,893.34
0.00	10,990,100.48	21,450.58
0.00	2,923,314.89	0.00
1,082,013.39	15,866,768.79	3,850,293.06

0.00	0.00	0.00
0.00	0.00	0.00

0.00	0.00	0.00
------	------	------

150,966,873.36	0.00	66,032,536.88
----------------	------	---------------

150,966,873.36	0.00	66,032,536.88
----------------	------	---------------

<u>\$152,048,886.75</u>	<u>\$15,866,768.79</u>	<u>\$69,882,829.94</u>
-------------------------	------------------------	------------------------

TARRANT COUNTY, TEXAS
COMBINED STATEMENT OF REVENUES AND EXPENDITURES
AND CHANGES IN FUND BALANCE
GOVERNMENTAL FUNDS
FOR THE EIGHT (8) MONTHS ENDED 5/31/2019

<u>COMBINED TOTAL</u>		<u>GENERAL</u>	<u>ROAD & BRIDGE</u>	<u>DEBT SERVICE</u>
	REVENUES:			
\$411,415,522.66	TAXES, LICENSES AND PERMITS	\$376,023,870.61	\$308.53	\$35,200,790.84
75,004,059.45	FEES OF OFFICE	50,941,497.82	12,362,870.00	0.00
2,735,232.53	FINES	2,735,232.53	0.00	0.00
85,829,805.15	INTERGOVERNMENTAL	15,120,501.13	41,525.97	0.00
7,104,978.19	INVESTMENT INCOME	3,162,319.85	179,310.72	325,039.78
<u>9,040,703.73</u>	MISCELLANEOUS	<u>4,979,747.57</u>	<u>216,791.64</u>	<u>0.00</u>
591,130,301.71	TOTAL REVENUES	452,963,169.51	12,800,806.86	35,525,830.62
	EXPENDITURES:			
	CURRENT:			
90,352,456.86	GENERAL GOVERNMENT	83,072,235.94	2,649,459.59	0.00
100,107,067.11	PUBLIC SAFETY	95,133,563.41	0.00	0.00
121,694,420.61	JUDICIAL	113,094,082.69	0.00	0.00
64,673,500.53	COMMUNITY SERVICES	4,098,209.75	0.00	0.00
14,778,296.87	TRANSPORTATION	0.00	14,778,296.87	0.00
20,116,343.42	CAPITAL/CONSTRUCTION	12,987.56	0.00	0.00
<u>4,580,434.50</u>	DEBT SERVICE	<u>0.00</u>	<u>0.00</u>	<u>4,580,434.50</u>
416,302,519.90	TOTAL EXPENDITURES	295,411,079.35	17,427,756.46	4,580,434.50
174,827,781.81	EXCESS (DEFICIT) OF REVENUES OVER EXPENDITURES	157,552,090.16	(4,626,949.60)	30,945,396.12
	OTHER FINANCING SOURCES (USES):			
27,163,320.83	OPERATING TRANSFERS IN	393,501.42	5,536,793.32	0.00
<u>(27,538,320.83)</u>	OPERATING TRANSFERS OUT	<u>(26,560,241.31)</u>	<u>0.00</u>	<u>0.00</u>
174,452,781.81	EXCESS (DEFICIT) OF REVENUES AND OPERATING TRANSFERS OVER EXPENDITURES	131,385,350.27	909,843.72	30,945,396.12
	FUND BALANCES:			
<u>300,597,407.46</u>	BEGINNING OF PERIOD	<u>81,535,225.96</u>	<u>11,433,712.05</u>	<u>1,841,250.91</u>
<u>\$475,050,189.27</u>	END OF PERIOD	<u>\$212,920,576.23</u>	<u>\$12,343,555.77</u>	<u>\$32,786,647.03</u>

<u>CAPITAL PROJECTS</u>	<u>GRANT FUNDS</u>	<u>OTHER GOVERNMENTAL FUNDS</u>
\$0.00	\$0.00	\$190,552.68
0.00	483,620.94	11,216,070.69
0.00	0.00	0.00
0.00	50,538,170.18	20,129,607.87
2,312,122.55	164,409.41	961,775.88
<u>669,370.06</u>	<u>176,141.63</u>	<u>2,998,652.83</u>
2,981,492.61	51,362,342.16	35,496,659.95
0.00	342,964.22	4,287,797.11
0.00	2,518,445.75	2,455,057.95
0.00	6,730,702.59	1,869,635.33
0.00	40,383,833.77	20,191,457.01
0.00	0.00	0.00
17,752,559.36	1,386,395.83	964,400.67
<u>0.00</u>	<u>0.00</u>	<u>0.00</u>
<u>17,752,559.36</u>	<u>51,362,342.16</u>	<u>29,768,348.07</u>
(14,771,066.75)	0.00	5,728,311.88
20,298,212.68	35,578.10	899,235.31
<u>0.00</u>	<u>(35,578.10)</u>	<u>(942,501.42)</u>
5,527,145.93	0.00	5,685,045.77
<u>145,439,727.43</u>	<u>0.00</u>	<u>60,347,491.11</u>
<u>\$150,966,873.36</u>	<u>\$0.00</u>	<u>\$66,032,536.88</u>

TARRANT COUNTY, TEXAS
STATEMENT OF NET POSITION
PROPRIETARY FUNDS
AS OF 5/31/2019

<u>COMBINED TOTAL</u>		<u>ENTERPRISE</u>	<u>INTERNAL SERVICE</u>
ASSETS			
\$32,900,479.56	CASH AND INVESTMENTS	\$3,266,408.60	\$29,634,070.96
31,944.05	OTHER RECEIVABLES (NET)	28,428.76	3,515.29
245,682.79	PREPAID EXPENSES AND INVENTORY	4,682.79	241,000.00
<u>4,217,112.92</u>	FIXED ASSETS (NET)	<u>4,217,112.92</u>	<u>0.00</u>
<u>37,395,219.32</u>	TOTAL ASSETS	<u>7,516,633.07</u>	<u>29,878,586.25</u>
DEFERRED OUTFLOWS OF RESOURCES			
112,371.00	PENSION CONTRIBUTIONS AFTER MEASUREMENT DATE	112,371.00	0.00
31,838.00	CHANGES IN PENSION ASSUMPTIONS	31,838.00	0.00
<u>24,494.00</u>	OPEB CONTRIBUTIONS AFTER MEASUREMENT DATE	<u>24,494.00</u>	<u>0.00</u>
<u>168,703.00</u>	TOTAL DEFERRED OUTFLOWS OF RESOURCES	<u>168,703.00</u>	<u>0.00</u>
LIABILITIES			
793,337.43	ACCOUNTS PAYABLE	27,963.06	765,374.37
13,560,469.28	OTHER LIABILITIES	39,131.83	13,521,337.45
660,339.89	ADVANCE FROM CAPITAL PROJECTS FUND	660,339.89	0.00
155,802.68	UNEARNED REVENUE	72,129.18	83,673.50
815,827.00	NET PENSION LIABILITY	815,827.00	0.00
705,823.00	OTHER POST EMPLOYMENT BENEFIT LIABILITY	705,823.00	0.00
<u>111,735.03</u>	COMPENSATED ABSENCES	<u>111,735.03</u>	<u>0.00</u>
<u>16,803,334.31</u>	TOTAL LIABILITIES	<u>2,432,948.99</u>	<u>14,370,385.32</u>
DEFERRED INFLOWS OF RESOURCES			
70,347.00	DIFFERENCE IN EXPECTED & ACTUAL PENSION EXPERIENCE	70,347.00	0.00
50,447.00	DIFFERENCE IN PROJECTED & ACTUAL PENSION EARNINGS	50,447.00	0.00
24,667.00	CHANGES IN PENSION ASSUMPTIONS	24,667.00	0.00
<u>50,080.00</u>	CHANGES IN OPEB ASSUMPTIONS	<u>50,080.00</u>	<u>0.00</u>
<u>195,541.00</u>	TOTAL DEFERRED INFLOWS OF RESOURCES	<u>195,541.00</u>	<u>0.00</u>
NET POSITION			
<u>20,565,047.01</u>	NET POSITION	<u>5,056,846.08</u>	<u>15,508,200.93</u>
<u>\$20,565,047.01</u>	TOTAL NET POSITION	<u>\$5,056,846.08</u>	<u>\$15,508,200.93</u>

TARRANT COUNTY, TEXAS
COMBINED STATEMENT OF REVENUES, EXPENSES
AND CHANGES IN FUND NET POSITION
PROPRIETARY FUNDS
FOR THE EIGHT (8) MONTHS ENDED 5/31/2019

<u>COMBINED TOTAL</u>		<u>ENTERPRISE</u>	<u>INTERNAL SERVICE</u>
	OPERATING REVENUES:		
\$2,162,950.83	BUILDING RENTALS	\$2,162,950.83	\$0.00
14,951,024.31	USER FEES	0.00	14,951,024.31
41,246,800.32	COUNTY CONTRIBUTIONS	0.00	41,246,800.32
<u>1,719,620.50</u>	OTHER REVENUES	<u>75,031.13</u>	<u>1,644,589.37</u>
60,080,395.96	TOTAL OPERATING REVENUES	2,237,981.96	57,842,414.00
	OPERATING EXPENSES:		
827,326.62	PERSONNEL	827,326.62	0.00
1,005,029.68	BUILDING AND EQUIPMENT	945,269.12	59,760.56
200,099.95	DEPRECIATION AND AMORTIZATION	200,099.95	0.00
48,166,037.92	SELF INSURANCE CLAIMS	0.00	48,166,037.92
4,900,128.29	INSURANCE PREMIUMS	29,765.10	4,870,363.19
2,576,502.80	ADMINISTRATION	0.00	2,576,502.80
<u>911,199.19</u>	OTHER EXPENSES	<u>145,453.89</u>	<u>765,745.30</u>
<u>58,586,324.45</u>	TOTAL OPERATING EXPENSES	<u>2,147,914.68</u>	<u>56,438,409.77</u>
1,494,071.51	OPERATING INCOME (LOSS)	90,067.28	1,404,004.23
	NON-OPERATING REVENUE (EXPENSE):		
<u>420,726.05</u>	INTEREST INCOME	<u>48,155.98</u>	<u>372,570.07</u>
1,914,797.56	NET INCOME (LOSS) BEFORE TRANSFERS	138,223.26	1,776,574.30
	OPERATING TRANSFERS:		
375,000.00	OPERATING TRANSFERS IN	0.00	375,000.00
<u>0.00</u>	OPERATING TRANSFERS OUT	<u>0.00</u>	<u>0.00</u>
2,289,797.56	NET INCOME (LOSS)	138,223.26	2,151,574.30
	NET POSITION:		
<u>18,275,249.45</u>	BEGINNING OF PERIOD	<u>4,918,622.82</u>	<u>13,356,626.63</u>
<u>\$20,565,047.01</u>	END OF PERIOD	<u>\$5,056,846.08</u>	<u>\$15,508,200.93</u>

TARRANT COUNTY, TEXAS
COMBINED BALANCE SHEET
AGENCY FUNDS
AS OF 5/31/2019

<u>COMBINED TOTAL</u>		<u>PAYROLL CLEARING</u>	<u>FEE OFFICE</u>	<u>COMMUNITY SUPERVISION & CORRECTIONS</u>
ASSETS				
\$48,551,068.67	CASH AND INVESTMENTS	\$5,839,631.02	\$36,276,808.75	\$6,434,628.90
45,547.87	OTHER RECEIVABLES	45,547.87	0.00	0.00
112,783.48	FEE OFFICE RECEIVABLE	0.00	1,749.51	111,033.97
<u>62,425,502.00</u>	RESTRICTED ASSETS	<u>0.00</u>	<u>62,425,502.00</u>	<u>0.00</u>
<u>\$111,134,902.02</u>	TOTAL ASSETS	<u>\$5,885,178.89</u>	<u>\$98,704,060.26</u>	<u>\$6,545,662.87</u>
LIABILITIES AND FUND BALANCE				
\$39,456.97	ACCOUNTS PAYABLE	\$0.00	\$1,889.17	\$37,567.80
<u>111,095,445.05</u>	OTHER LIABILITIES	<u>5,885,178.89</u>	<u>98,702,171.09</u>	<u>6,508,095.07</u>
<u>\$111,134,902.02</u>	TOTAL LIABILITIES AND FUND BALANCE	<u>\$5,885,178.89</u>	<u>\$98,704,060.26</u>	<u>\$6,545,662.87</u>

TARRANT COUNTY, TEXAS
NOTES TO COMBINED FINANCIAL STATEMENTS
FOR THE EIGHT (8) MONTHS ENDED 5/31/2019

I. SUMMARY OF SIGNIFICANT ACCOUNTING POLICIES:

Reporting Entity

The accompanying financial statements reflect the funds and accounts of the financial reporting entity Tarrant County, Texas (the "County"), as of May 2019 and for the eight months then ended. Other components of the County not included in the accompanying financial statements include, Tarrant County Hospital District, Tarrant County Mental Health and Mental Retardation Services, Tarrant County Industrial Development Corporation, Tarrant County Health Facilities Development Corporation, Tarrant County Cultural Education Facilities Finance Corporation, and Tarrant County Housing Financing Corporation. These components are technically a part of the "reporting entity" because of the budgetary oversight responsibility by the Commissioners' Court of Tarrant County. These components however are unrelated to the financial condition and results of operations of the County, and have been excluded from the accompanying financial statements. Separate financial statements of these entities are available upon request.

Revenue Recognition

Revenue is generally recognized on the modified accrual basis. Under this method of accounting, revenues are recognized when susceptible to accrual, i.e., both measurable and available. The primary revenue sources susceptible to accrual are property taxes, fines and fees due to fee offices which are recognized as unavailable revenue until cash is received. Other sources are generally not measurable until received in cash.

Expenditure Recognition

Expenditures are recorded when incurred. Expenditures for principal and interest on long-term debt are recorded when due. The accrual basis of accounting is utilized in the proprietary funds. Encumbrances are not included as expenditures.

Budget Basis Reporting

The budget is prepared utilizing a modified cash basis of accounting, with adjustments for encumbrances, as allowed by state statutes. Budget basis information is presented in the accompanying "Budgetary Information" section at a summary level. Budget information at the legal level of control is available upon request.

Investment Income Allocation

To maximize investment earnings on "idle" cash and cash equivalents, a "pooled cash" concept is utilized. Under this concept nearly all deposits are maintained in the same bank account and are invested on a daily basis. Generally, interest earnings are allocated to each fund based on the funds relative percentage of the total pool.

Pension Liability

The net pension liability was actuarially valued as of December 31, 2017. The net pension liability recorded in the Resource Connection is \$815,827. The amount for the governmental funds is \$272,951,756, which is reported in the comprehensive annual financial report.

OPEB Liability

The total OPEB liability was actuarially measured as of September 30, 2017. The total OPEB liability recorded in the Resource Connection is \$705,823. The amount for the governmental funds is \$218,855,179, which is reported in the comprehensive annual financial report.

TARRANT COUNTY, TEXAS
NOTES TO COMBINED FINANCIAL STATEMENTS
FOR THE EIGHT (8) MONTHS ENDED 5/31/2019

I. SUMMARY OF SIGNIFICANT ACCOUNTING POLICIES (CONT'D):

Compensated Absences

Accumulated unpaid vacation leave and vested sick pay have been recorded in the Enterprise Fund for the Resource Connection. An additional amount has been accrued for salary related payments associated with the payment of compensated absences. The amount of compensated absences for the remaining governmental funds is \$50,887,619 which is reported in the comprehensive annual financial report.

Deferred Outflows/Inflows of Resources

Deferred outflows of resources apply to future periods and so will not be recognized as an expense/expenditure until then. Deferred inflows of resources apply to future periods and will be recognized as a revenue at that time.

Incurred but Not Reported

Included in the "Other Liabilities" of the Internal Service fund's Employee Benefits is \$4,000,000 of incurred but not reported medical and drug claims.

II. BASIS OF PRESENTATION:

The accounts of the County are organized and operated on the basis of funds, each of which is considered a separate accounting entity. Government resources are allocated to and accounted for in individual funds based on the purpose for which they are to be spent and the means by which spending activities are controlled.

Funds are classified into three categories: Governmental, Proprietary and Fiduciary. Each category is divided into separate fund types. The following fund types are used by the County.

Governmental Funds: Used to account for all or most of a government's general activity.

General Fund – used to account for the general operations of the County.

Road and Bridge Fund – used to account for the collection and expenditure of those monies designated to be spent for acquisition, construction and maintenance of county roads and bridges.

Debt Service Fund – used to account for accumulation of resources and for the payment of general long-term debt principal, interest, and related costs.

Capital Projects Funds – used to account for financial resources to be used for the acquisition and/or construction of facilities, equipment, software and infrastructure.

Grant Funds – used to account for the activities conducted under the many grant agreements between the County and various state and federal organizations.

Other Governmental Funds – used to account for specific revenue sources which are legally restricted to expenditures for specified purposes.

Proprietary Funds: Used to account for operations that are financed in a manner similar to those in the private sector, where the determination of net income is appropriate for sound financial administration.

**TARRANT COUNTY, TEXAS
 NOTES TO COMBINED FINANCIAL STATEMENTS
 FOR THE EIGHT (8) MONTHS ENDED 5/31/2019**

Enterprise Fund – used to account for operations that are financed and operated in a manner similar to private enterprise where the County’s intent is to provide goods or services to the public on a continuing basis financed primarily through user charges. The County operates two enterprise funds, the Resource Connection and Oil and Gas Royalty.

Internal Service Funds – used to account for the various self-insurance activities for the County.

II. BASIS OF PRESENTATION (CONT'D):

Fiduciary Funds: Used to account for assets held by the County in a trustee or agency capacity for others and therefore cannot be used to support the government’s own programs.

Payroll Clearing – used to account for deductions and matching contributions from employees paychecks to be remitted to third parties.

Fee Office funds – used to account for monies still in the custody of the fee officers. It includes tax collections on behalf of other taxing jurisdictions and restricted assets of court ordered trust funds administered by the County Clerk and District Clerk.

Community Supervision and Corrections – used to account for the State agency funds in the County depository.

III. NEGATIVE CASH BALANCES:

The following funds have negative cash balances at the balance sheet date. This occurs when expenditures exceed revenue collection. The General Fund has advanced money to these Funds thereby, allowing for continued operation of the related programs. These advances by the General Fund have been reflected in the accompanying combined balance sheet as Due from other funds. The advances also represent a loss of investment earnings to the General Fund and are not a reimbursable item by the grantor under reimbursing grant agreements.

Most negative cash balances arise in the County's reimbursing grant programs. These programs require the payment of expenditures prior to the reimbursement by the grantor. These cash deficits have existed for years and do not create any major concerns. However, this information is helpful to the reader of the financial statements to provide a fuller understanding of the details of County operations.

<u>FUND</u>	<u>DEFICIT</u>
F0025 DHHS-RYAN WHITE TITLE IV PART D - WOMEN, INFANTS, CHILDREN	\$ 54,952.15
F0027 RYAN WHITE PART C - OUTPATIENT EIS PROGRAM	108,740.23
F0028 RYAN WHITE HIV/AIDS TREATMENT MODERNIZATION ACT PART A	114,897.48
F0031 HIV/STAT SERVICES	305,988.72
F0032 RYAN WHITE PART B	237,505.46
F0033 SURVEILLANCE	31,500.81
F0034 INFECTIOUS DISEASE SURVEILLANCE AND EPIDEMIOLOGY	29,531.31
F0035 HIV PREVENTION	99,902.53
F0037 HIV/HOPWA	80,099.14
F0038 STD/HIV OPER	668,907.56
F0040 TDFPS-COMMUNITY YOUTH DEVELOPMENT	97,323.50
F0042 BIOTERRORISM PREPAREDNESS - LAB	31,600.53
F0043 BIOTERRORISM FORMULA	250,548.52
F0044 DSHS-C.R.I - CITIES READINESS INITIATIVE	43,170.29

**TARRANT COUNTY, TEXAS
NOTES TO COMBINED FINANCIAL STATEMENTS
FOR THE EIGHT (8) MONTHS ENDED 5/31/2019**

III. NEGATIVE CASH BALANCES (CONT'D):

<u>FUND</u>	<u>DEFICIT</u>
F0045 TB/PC-TB CONTROL & PREVENTION (CLINIC)	\$ 72,357.83
F0046 TUBERCULOSIS - PREVENTION AND CONTROL	97,822.63
F0051 IMMUNIZATIONS	122,889.66
F0054 INFECTIOUS DISEASE CONTROL UNIT/FLU-LAB	30.00
F0058 DFCHS - HEALTHY TEXAS BABIES	5,385.04
F0060 WIC CARD PARTICIPATION	1,031,733.27
F0062 ESSENTIAL HEALTH SERVICES OFFICE OF PUBLIC HEALTH PRACTICE	60,415.76
F0076 ELC-ZIKA RESPONSE ACTIVITIES-PHPR	31,354.65
F0085 PRITZKER FAMILY FOUNDATION-PRITZKER COMMUNITY FELLOW	32,129.56
F0087 USCRI - REFUGEE MEDICAL SCREENING	113,346.54
F0088 LET'S TALK HEALTH GRANT PROGRAM	33,919.07
F0093 NURSE FAMILY PARTNERSHIP GRANT	147,479.80
F0095 CDC-UNTHSC-TUBERCULOSIS EPIDEMIOLOGIC RESEARCH	12,818.01
G0008 CJD - FAMILY DRUG COURT	12,499.97
G0012 VETERANS COURT PROGRAM	30,449.90
G0018 CJD-REACHING INDEPENDENCE THROUGH SELF EMPOWERMENT (RISE)	22,836.92
G0065 VICTIMS ASSISTANCE GRANT-VOCA	16,065.16
G0081 VAWA - PROTECTIVE ORDER UNIT	22,099.27
G0082 CJD-BILINGUAL VICTIM ASSISTANCE COORDINATOR	14,271.05
G0084 D.I.R.E.C.T. PROGRAM	23,542.22
G0085 MENTAL HEALTH DIVERSION COURT PROGRAM	17,823.01
G0087 CJD-INTIMATE PARTNER-FAMILY VIOLENCE VICTIM ADVOCATES	36,932.71
H0001 COMMUNITY DEVELOPMENT SALARY ALLOCATION FUND	1,873.13
H0042 COMMUNITY DEVELOPMENT BLOCK GRANT ADMIN	1,677,533.31
H0061 HOUSING OPPORTUNITIES FOR PERSONS WITH AIDS (HOPWA)	71,888.00
H0071 EMERGENCY SHELTER PROGRAM	81,899.86
H0500 SUPPORTIVE HOUSING PROGRAM	722,394.47
M0008 CITY OF FORT WORTH-JAG (MENTAL HEALTH LIAISON)	7,639.63
M0014 ACCESS AND VISITATION GRANT	10,833.34
M0022 AUTO THEFT TASK FORCE	341,220.52
M0040 HOMELAND SECURITY GRANT PROGRAM	32,262.31
M0044 TXDOT COURTESY PATROL PROGRAM	531,415.45
M0046 INTERNET CRIMES AGAINST CHILDREN	8,000.00
M0048 BILINGUAL VICTIMS ASSISTANCE COORDINATOR	3,992.78
M0061 TVC-VETERAN'S TREATMENT COURT	24,188.72
M0066 TXDOT-TRAFFIC SAFETY FOR EXPANSION OF THE DWI NO REFUSAL	3,320.00
M0079 TC 9-1-1 DISTRICT - PROJECT 25 RADIO INTEROPERABILITY	10,296.00
M0085 DHHS-SUBSTANCE ABUSE AND MENTAL HEALTH SERVICES (SAMSHA)	60,509.77
M0087 GENERATOR FOR SHERIFF SUB STATION PROJECT	10,125.00
P0011 STATE FINANCIAL ASSISTANCE FUND (BPS)	49,669.12
P0014 TJPC-STATE AID - JUVENILE SUPPLEMENTAL PAY	229,757.16
P0016 TJJD-SPECIAL NEEDS DIVERSIONARY PROGRAM	24,705.07
P0026 REGIONAL DIVERSION ALTERNATIVES PROGRAM (REIMBURSEMENT)	53,053.71
P0027 TJPC-JJAEP	700,847.38
P0028 TJJD-MENTAL HEALTH SERVICES (MHS)	80,975.84
R0013 HUD-SECTION 8 FUND BALANCE	1,597,248.76
R0017 HUD-VASH - VETERANS AFFAIRS SUPPORTIVE HOUSING VOUCHERS	424,598.75
R0025 FAMILY SELF SUFFICIENCY	72,495.15
R0032 SHELTER PLUS CARE	19,486.99
W0042 EMERGENCY FOOD AND SHELTER PROGRAM PHASE 35	25,000.00
SUB-TOTAL GRANTS	<u>10,990,100.48</u>
G1100 8TH ADMINISTRATIVE JUDICIAL REGION	6,286.30
T3100 TC EMERGENCY SERVICE DISTRICT #1	11,882.52
T7300 ELECTIONS CHAPTER 19	3,281.76
	<u>\$ 11,011,551.06</u>

TARRANT COUNTY, TEXAS
NOTES TO COMBINED FINANCIAL STATEMENTS
FOR THE EIGHT (8) MONTHS ENDED 5/31/2019

IV. INVESTMENTS:

All investment securities are purchased on the basis of "Delivery vs. Payment" and are held at JPMorgan Chase Bank – New York by the Safekeeping Department in a segregated account in the name of Tarrant County. "Delivery vs. Payment" means that the County's money is not released until the securities are delivered to the Safekeeping Department.

All securities held and transactions executed during the period conform to the requirements of the Government Code Section 2256, The Public Funds Investment Act, and the Tarrant County Investment Policy, as adopted by the Commissioners Court on November 20, 2018.

<u>DESCRIPTION/ COUPON RATE</u>	<u>PAR</u>	<u>PURCHASE DATE</u>	<u>MATURITY DATE</u>	<u>YIELD TO MATURITY</u>	<u>CARRYING VALUE</u>
FNMA 1.75% non callable	\$ 5,000,000	01/09/19	09/12/19	2.577%	<u>\$ 5,009,759</u>
Total Securities					5,009,759
				Average Rate	
JPMorgan Chase Savings				2.45%	179,327,211
JPMorgan Chase Savings II				2.45%	31,700,019
JPMorgan Chase Checking				2.48%	87,640,737
Lone Star Investment Pool				2.40%	78,024,005
Texas CLASS Investment Pool				2.42%	5,395,468
TexStar Investment Pool				2.40%	77,670,551
TexPool Investment Pool				2.40%	<u>79,090,265</u>
TOTAL INVESTMENTS					<u><u>\$ 543,858,015</u></u>

The County's US Agency Obligations of \$5,009,759 are valued using quoted prices for similar assets in markets that are not active. The carrying value of the securities listed above has been increased by \$2,035 to reflect the current market value at May 31, 2019. The recorded position of the pools for TexPool and Lone Star are measured at amortized cost as the pool meets the requirements of GASB Statement No. 79. The recorded position of the pools for TexStar and Texas CLASS are measured at net asset value and is designed to approximate the share value.

TARRANT COUNTY, TEXAS
NOTES TO COMBINED FINANCIAL STATEMENTS
FOR THE EIGHT (8) MONTHS ENDED 5/31/2019

V. CAPITAL ASSETS:

A summary of the Governmental Funds' capital assets follows:

	Balance October 1, 2018	Additions	Disposals/ Adjustments	Balance May 31, 2019
Land and land improvements	\$ 66,310,900.88	\$ -	\$ (4,750.00)	\$ 66,306,150.88
Construction in progress	2,001,730.14	386,583.50	(229,632.72)	2,158,680.92
Software in development	19,182,613.41	4,144,937.00	(387,595.70)	22,939,954.71
Buildings and improvements	507,036,996.92	828,576.31	(892,104.37)	506,973,468.86
Furnishings and equipment	91,048,904.93	3,380,125.06	(3,158,985.18)	91,270,044.81
Software	49,436,953.69	298,705.50	387,595.70	50,123,254.89
Infrastructure	123,630,325.07	447,817.89	97,723.98	124,175,866.94
	<u>\$ 858,648,425.04</u>	<u>\$ 9,486,745.26</u>	<u>\$ (4,187,748.29)</u>	<u>\$ 863,947,422.01</u>

VI. SCHEDULE OF OUTSTANDING BONDED DEBT:

	AMOUNT	INTEREST RATES
2010 - Limited Tax Refunding & Improvement Bonds	\$ 11,655,000	5.00%
2013 - Limited Tax Refunding & Improvement Bonds	52,630,000	5.00%
2015 - Limited Tax Refunding & Improvement Bonds	64,475,000	3.00% to 5.00%
2015A - Limited Tax Refunding & Improvement Bonds	63,205,000	1.97%
2016 - Limited Tax Refunding Bonds	66,310,000	1.48%
2017 - Limited Tax Refunding Bonds	36,225,000	2.13%
Total Outstanding Bonded Debt	<u>\$ 294,500,000</u>	

Arbitrage provisions of the Internal Revenue Tax Act of 1986 require the County to rebate excess arbitrage earnings from bond proceeds to the federal government. This amount was estimated to be \$0 as of September 30, 2018.

VII. FEE OFFICE FINANCIAL STATUS:

These financial statements reflect financial balances as of the date indicated below for the fee offices of the County:

<u>OFFICE</u>	<u>AS OF</u>	<u>OFFICE</u>	<u>AS OF</u>
Tax Assessor/Collector	April 30, 2019	Child Support	April 30, 2019
County Clerk	April 30, 2019	Child Support – Trust	April 30, 2019
Sheriff	April 30, 2019	Justice of Peace 1	April 30, 2019
Constable 1	April 30, 2019	Justice of Peace 2	April 30, 2019
Constable 2	April 30, 2019	Justice of Peace 3	April 30, 2019
Constable 3	April 30, 2019	Justice of Peace 4	April 30, 2019
Constable 4	April 30, 2019	Justice of Peace 5	April 30, 2019
Constable 5	April 30, 2019	Justice of Peace 6	April 30, 2019
Constable 6	April 30, 2019	Justice of Peace 7	April 30, 2019
Constable 7	April 30, 2019	Justice of Peace 8	April 30, 2019
Constable 8	April 30, 2019	Community Supervision	
District Attorney	April 30, 2019	& Corrections	April 30, 2019
District Clerk	April 30, 2019	Domestic Relations	April 30, 2019
Public Probate			
Administrator	May 31, 2019		

TARRANT COUNTY, TEXAS
NOTES TO COMBINED FINANCIAL STATEMENTS
FOR THE EIGHT (8) MONTHS ENDED 5/31/2019

VIII. CONTINGENCIES:

The County is self-insured for workers' compensation, automobile bodily injury and property damage, comprehensive general liability and all self-insured retentions for existing policies. At May 31, 2019, \$9,446,810 has been accrued, based on an actuarial assessment, to provide for potential losses resulting from pending or threatened litigation, asserted claims and claims incurred but not reported.



**TARRANT COUNTY, TEXAS
CAPITAL PROJECT FUNDS
FUND DESCRIPTIONS**

FUND 45100 - NON-DEBT CAPITAL FUND

This fund was established to account for capital acquisitions funded from County auction proceeds, operating transfers from general fund, gas signing bonuses and gas royalties.

FUND 47500 – 1998 BOND ELECTION FUND

This fund was established to account for the expenditure of the proceeds of General Obligation Bonds issued to fund capital acquisitions originally approved by the voters, primarily for the construction of the law center.

FUND 47600 – 2006 BOND ELECTION FUND

This fund was established to account for the expenditure of the proceeds of General Obligation Bonds issued to fund capital acquisitions originally approved by the voters.

FUND 47700 – 2006 BOND ELECTION-TRANSPORTATION FUND

This fund was established to account for the expenditure of the proceeds of General Obligation Bonds issued to fund transportation projects originally approved by the voters.

**TARRANT COUNTY, TEXAS
COMBINING BALANCE SHEET
CAPITAL PROJECTS FUNDS
AS OF 5/31/2019**

COMBINED TOTAL		NON-DEBT CAPITAL	1998 BOND ELECTION	2006 BOND ELECTION
ASSETS				
\$151,388,546.86	CASH AND INVESTMENTS	\$66,136,899.33	\$1,168.14	\$39,738,325.38
660,339.89	ADVANCE TO ENTERPRISE FUND	660,339.89	0.00	0.00
\$152,048,886.75	TOTAL ASSETS	\$66,797,239.22	\$1,168.14	\$39,738,325.38
LIABILITIES AND FUND BALANCES				
LIABILITIES:				
\$1,075,692.81	ACCOUNTS PAYABLE	\$1,073,560.69	\$0.00	\$2,132.12
6,320.58	OTHER LIABILITIES	6,320.58	0.00	0.00
1,082,013.39	TOTAL LIABILITIES	1,079,881.27	0.00	2,132.12
FUND BALANCES:				
150,966,873.36	FUND BALANCES	65,717,357.95	1,168.14	39,736,193.26
\$152,048,886.75	TOTAL LIABILITIES AND FUND BALANCES	\$66,797,239.22	\$1,168.14	\$39,738,325.38

2006
BOND ELECTION
TRANSPORTATION

\$45,512,154.01
0.00

\$45,512,154.01

\$0.00
0.00

0.00

45,512,154.01

\$45,512,154.01

TARRANT COUNTY, TEXAS
COMBINING STATEMENT OF REVENUES AND EXPENDITURES
AND CHANGES IN FUND BALANCE
CAPITAL PROJECTS FUNDS
FOR THE EIGHT (8) MONTHS ENDED 5/31/2019

<u>COMBINED TOTAL</u>		<u>NON-DEBT CAPITAL</u>	<u>1998 BOND ELECTION</u>	<u>2006 BOND ELECTION</u>
REVENUES:				
\$2,312,122.55	INVESTMENT INCOME	\$974,753.48	\$0.00	\$620,463.51
<u>669,370.06</u>	MISCELLANEOUS	<u>669,370.06</u>	<u>0.00</u>	<u>0.00</u>
2,981,492.61	TOTAL REVENUES	1,644,123.54	0.00	620,463.51
EXPENDITURES:				
<u>17,752,559.36</u>	CAPITAL/CONSTRUCTION	<u>15,189,210.88</u>	<u>0.00</u>	<u>423,471.73</u>
<u>17,752,559.36</u>	TOTAL EXPENDITURES	<u>15,189,210.88</u>	<u>0.00</u>	<u>423,471.73</u>
(14,771,066.75)	EXCESS (DEFICIT) OF REVENUES OVER EXPENDITURES	(13,545,087.34)	0.00	196,991.78
OTHER FINANCING SOURCES (USES):				
<u>20,298,212.68</u>	OPERATING TRANSFERS IN	<u>20,298,212.68</u>	<u>0.00</u>	<u>0.00</u>
5,527,145.93	EXCESS (DEFICIT) OF REVENUES AND OPERATING TRANSFERS OVER EXPENDITURES	6,753,125.34	0.00	196,991.78
FUND BALANCE (DEFICIT):				
<u>145,439,727.43</u>	BEGINNING OF PERIOD	<u>58,964,232.61</u>	<u>1,168.14</u>	<u>39,539,201.48</u>
<u>\$150,966,873.36</u>	END OF PERIOD	<u>\$65,717,357.95</u>	<u>\$1,168.14</u>	<u>\$39,736,193.26</u>

2006
BOND ELECTION
TRANSPORTATION

\$716,905.56
0.00

716,905.56

2,139,876.75

2,139,876.75

(1,422,971.19)

0.00

(1,422,971.19)

46,935,125.20

\$45,512,154.01



**TARRANT COUNTY, TEXAS
OTHER GOVERNMENTAL FUNDS
FUND DESCRIPTION**

FUND 24100 - LAW LIBRARY FUND

This fund was established, pursuant to State statutes, to account for the collection and expenditure of monies collected in civil cases supporting the Tarrant County Law Library.

FUND 25100 - VEHICLE INVENTORY TAX FUND

This fund was established, pursuant to State statutes, to account for any interest earnings generated from the vehicle inventory tax, which the collector shall retain to defray the cost of collecting this tax. The Tax Assessor has discretion over the use of this fund.

RECORDS PRESERVATION FUNDS

These funds were established, pursuant to State statutes, to account for the collection and expenditure of monies collected for the preservation and automation of County records. These funds are further described on page 27.

FUND 24200 - EDUCATION FUND

This fund was established, pursuant to State statutes, to account for the collection and expenditure of monies collected to provide for the continuing education of those officials and employees associated with the probate courts and certain law enforcement offices.

FUND T0400 - PUBLIC HEALTH FUND

The Tarrant County Hospital District provides funding for the operation of the Tarrant County Health Department in an effort to aggregate the cost of health service to Tarrant County residents. This funding arrangement began in 1999. These costs were previously paid from the County's General fund. This fund also includes the Medicaid 1115 Waiver, this waiver is to enhance access to health care, increase the quality of care, improve the cost-effectiveness of care provided and better serve the health of the patients and their families.

FUND 22300 - CONSUMER HEALTH FUND

This fund was established, pursuant to State statutes, to account for the collection of food permit fees and expenditures incurred in connection with issuing permits and conducting inspections.

COURT DESIGNATED FUNDS

These funds were established to account for the collection and expenditures of court ordered fees, pursuant to State statutes. These funds are further described on page 33.

FUNDS (D6200-D8700) - DISTRICT ATTORNEY CONTRACTS

These funds are used to account for monies collected by the District Attorney which are used in the investigation of criminal activities. These monies consist primarily of fees for bad checks and forfeited monies resulting from narcotics related convictions.

FUNDS (S4300-S9700) – SHERIFF CONTRACTS

These funds are used to account for monies collected by activities in the Sheriff Department. These activities include fees from operation of the jail commissary which are used for the benefit of the jail inmates. Some of these funds are the custody of the Sheriff. Monies are also collected from forfeitures resulting from narcotics related activities.

FUNDS (G1100,T0500-T9900) – MISCELLANEOUS CONTRACTS

These funds are used to account for monies received by Tarrant County as contributions for specified purposes.

TARRANT COUNTY, TEXAS
COMBINING BALANCE SHEET
OTHER GOVERNMENTAL FUNDS
AS OF 5/31/2019

<u>COMBINED TOTAL</u>		<u>LAW LIBRARY</u>	<u>VEHICLE INVENTORY TAX</u>	<u>RECORDS PRESERVATION FUNDS</u>	<u>EDUCATION</u>
ASSETS					
\$69,627,252.67	CASH AND INVESTMENTS	\$1,244,848.62	\$1,430,109.84	\$19,305,552.97	\$228,574.54
158,621.21	OTHER RECEIVABLES	10,888.97	0.00	49,590.04	405.00
<u>96,956.06</u>	PREPAID EXPENSES AND INVENTORY	<u>167.12</u>	<u>0.00</u>	<u>5,618.35</u>	<u>0.00</u>
<u>\$69,882,829.94</u>	TOTAL ASSETS	<u>\$1,255,904.71</u>	<u>\$1,430,109.84</u>	<u>\$19,360,761.36</u>	<u>\$228,979.54</u>
LIABILITIES AND FUND BALANCES					
LIABILITIES:					
\$1,382,949.14	ACCOUNTS PAYABLE	\$92,741.40	\$820.10	\$49,321.22	\$4,270.43
2,445,893.34	OTHER LIABILITIES	14,335.15	2,664.81	94,785.90	0.00
<u>21,450.58</u>	DUE TO OTHER FUNDS	<u>0.00</u>	<u>0.00</u>	<u>0.00</u>	<u>0.00</u>
3,850,293.06	TOTAL LIABILITIES	107,076.55	3,484.91	144,107.12	4,270.43
FUND BALANCES:					
<u>66,032,536.88</u>	FUND BALANCES	<u>1,148,828.16</u>	<u>1,426,624.93</u>	<u>19,216,654.24</u>	<u>224,709.11</u>
<u>\$69,882,829.94</u>	TOTAL LIABILITIES AND FUND BALANCES	<u>\$1,255,904.71</u>	<u>\$1,430,109.84</u>	<u>\$19,360,761.36</u>	<u>\$228,979.54</u>

<u>PUBLIC HEALTH</u>	<u>CONSUMER HEALTH</u>	<u>COURT DESIGNATED FUNDS</u>	<u>DISTRICT ATTORNEY CONTRACTS</u>	<u>SHERIFF CONTRACTS</u>	<u>MISCELLANEOUS CONTRACTS</u>
\$27,253,959.91	\$527,518.28	\$2,456,750.13	\$3,227,676.04	\$4,935,861.58	\$9,016,400.76
0.00	0.00	7,450.57	0.00	0.00	90,286.63
15,400.62	0.00	0.00	0.00	75,769.97	0.00
<u>\$27,269,360.53</u>	<u>\$527,518.28</u>	<u>\$2,464,200.70</u>	<u>\$3,227,676.04</u>	<u>\$5,011,631.55</u>	<u>\$9,106,687.39</u>
\$60,105.92	\$70.06	\$0.00	\$17,007.17	\$30,394.85	\$1,128,217.99
424,969.31	35,721.50	11,300.85	1,633,170.03	137,449.78	91,496.01
0.00	0.00	0.00	0.00	0.00	21,450.58
485,075.23	35,791.56	11,300.85	1,650,177.20	167,844.63	1,241,164.58
<u>26,784,285.30</u>	<u>491,726.72</u>	<u>2,452,899.85</u>	<u>1,577,498.84</u>	<u>4,843,786.92</u>	<u>7,865,522.81</u>
<u>\$27,269,360.53</u>	<u>\$527,518.28</u>	<u>\$2,464,200.70</u>	<u>\$3,227,676.04</u>	<u>\$5,011,631.55</u>	<u>\$9,106,687.39</u>

TARRANT COUNTY, TEXAS
COMBINING STATEMENT OF REVENUES AND EXPENDITURES
AND CHANGES IN FUND BALANCE
OTHER GOVERNMENTAL FUNDS
FOR THE EIGHT (8) MONTHS ENDED 5/31/2019

COMBINED TOTAL		LAW LIBRARY	VEHICLE INVENTORY TAX	RECORDS PRESERVATION FUNDS	EDUCATION
	REVENUES:				
\$190,552.68	TAXES & LICENSES	\$0.00	\$181,152.68	\$0.00	\$0.00
11,216,070.69	FEEES OF OFFICE	914,157.89	192,111.75	3,009,499.17	16,515.00
20,129,607.87	INTERGOVERNMENTAL	0.00	0.00	0.00	88,155.48
961,775.88	INVESTMENT INCOME	16,333.97	18,167.06	291,657.39	0.00
2,998,652.83	MISCELLANEOUS	24,396.73	20.19	1,167.64	0.00
35,496,659.95	TOTAL REVENUES	954,888.59	391,451.68	3,302,324.20	104,670.48
	EXPENDITURES:				
	CURRENT:				
4,287,797.11	GENERAL GOVERNMENT	0.00	56,428.78	1,473,255.84	0.00
2,455,057.95	PUBLIC SAFETY	0.00	0.00	0.00	55,672.58
1,869,635.33	JUDICIAL	44,235.57	0.00	750,677.67	22,026.88
20,191,457.01	COMMUNITY SERVICES	610,103.81	0.00	0.00	0.00
964,400.67	CAPITAL/CONSTRUCTION	0.00	57,363.07	125,227.54	0.00
29,768,348.07	TOTAL EXPENDITURES	654,339.38	113,791.85	2,349,161.05	77,699.46
5,728,311.88	EXCESS (DEFICIT) OF REVENUES OVER EXPENDITURES	300,549.21	277,659.83	953,163.15	26,971.02
	OTHER FINANCING SOURCES (USES):				
899,235.31	OPERATING TRANSFERS IN	0.00	0.00	0.00	0.00
(942,501.42)	OPERATING TRANSFERS OUT	0.00	0.00	0.00	0.00
5,685,045.77	EXCESS (DEFICIT) OF REVENUES AND OPERATING TRANSFERS OVER EXPENDITURES	300,549.21	277,659.83	953,163.15	26,971.02
	FUND BALANCES:				
60,347,491.11	BEGINNING OF PERIOD	848,278.95	1,148,965.10	18,263,491.09	197,738.09
\$66,032,536.88	END OF PERIOD	\$1,148,828.16	\$1,426,624.93	\$19,216,654.24	\$224,709.11

<u>PUBLIC HEALTH</u>	<u>CONSUMER HEALTH</u>	<u>COURT DESIGNATED FUNDS</u>	<u>DISTRICT ATTORNEY CONTRACTS</u>	<u>SHERIFF CONTRACTS</u>	<u>MISCELLANEOUS CONTRACTS</u>
\$0.00	\$0.00	\$0.00	\$0.00	\$0.00	\$9,400.00
689,239.33	707,088.59	1,137,368.92	4,831.10	0.00	4,545,258.94
17,091,016.68	0.00	80,000.00	0.00	0.00	2,870,435.71
381,121.97	8,187.24	37,876.42	23,533.14	74,117.47	110,781.22
34,277.86	0.00	97.16	422,917.16	1,745,182.24	770,593.85
<u>18,195,655.84</u>	<u>715,275.83</u>	<u>1,255,342.50</u>	<u>451,281.40</u>	<u>1,819,299.71</u>	<u>8,306,469.72</u>
71,450.69	0.00	365,611.00	0.00	0.00	2,321,050.80
0.00	0.00	52,290.28	0.00	1,499,105.93	847,989.16
0.00	0.00	349,911.37	128,993.54	0.00	573,790.30
13,480,265.84	736,680.78	0.00	0.00	0.00	5,364,406.58
150,090.16	21,108.00	1,508.14	56,044.90	252,096.96	300,961.90
<u>13,701,806.69</u>	<u>757,788.78</u>	<u>769,320.79</u>	<u>185,038.44</u>	<u>1,751,202.89</u>	<u>9,408,198.74</u>
4,493,849.15	(42,512.95)	486,021.71	266,242.96	68,096.82	(1,101,729.02)
549,000.00	0.00	0.00	0.00	0.00	350,235.31
(549,000.00)	0.00	(393,501.42)	0.00	0.00	0.00
4,493,849.15	(42,512.95)	92,520.29	266,242.96	68,096.82	(751,493.71)
<u>22,290,436.15</u>	<u>534,239.67</u>	<u>2,360,379.56</u>	<u>1,311,255.88</u>	<u>4,775,690.10</u>	<u>8,617,016.52</u>
<u>\$26,784,285.30</u>	<u>\$491,726.72</u>	<u>\$2,452,899.85</u>	<u>\$1,577,498.84</u>	<u>\$4,843,786.92</u>	<u>\$7,865,522.81</u>



**TARRANT COUNTY, TEXAS
RECORDS PRESERVATION FUNDS
FUND DESCRIPTION**

FUND 21100 - RECORDS PRESERVATION & AUTOMATION FUND - FILINGS

This fund was established, pursuant to State statutes, to account for the collection and expenditure of monies collected from filing fees to allow for the preservation and automation of County records. The County Clerk has discretion over the use of this fund.

FUND 21200 - RECORDS PRESERVATION & AUTOMATION FUND - CONVICTIONS

This fund was established, pursuant to State statutes, to account for the collection and expenditure of monies collected in court for the preservation and automation of County records.

FUND 21300 - RECORDS PRESERVATION & RESTORATION FUND

This fund was established, pursuant to State statutes, to account for the collection and expenditure of monies collected from filing fees for the preservation and restoration of County records.

FUND 21400 - COURT RECORD PRESERVATION FUND

This fund was established, pursuant to State statutes, to account for the collection and expenditure of monies collected from filing fees for the preservation and restoration of County records.

FUND 21500 – DISTRICT COURT RECORDS TECHNOLOGY (ARCHIVE) FUND

This fund was established, pursuant to State statutes, to account for the collection and expenditure of monies collected from filing fees for the preservation and restoration of district court records archives.

TARRANT COUNTY, TEXAS
COMBINING BALANCE SHEET
RECORD PRESERVATION FUNDS
AS OF 5/31/2019

<u>COMBINED TOTAL</u>		<u>RECORDS PRESERVATION & AUTOMATION -FILINGS</u>	<u>RECORDS PRESERVATION & AUTOMATION -CONVICTIONS</u>	<u>RECORDS PRESERVATION & RESTORATION</u>
ASSETS				
\$19,305,552.97	CASH AND INVESTMENTS	\$7,654,272.74	\$869,495.37	\$8,819,325.43
49,590.04	OTHER RECEIVABLES	21,448.00	3,110.04	20,170.00
<u>5,618.35</u>	PREPAID EXPENSES AND INVENTORY	<u>0.00</u>	<u>0.00</u>	<u>5,618.35</u>
<u>\$19,360,761.36</u>	TOTAL ASSETS	<u>\$7,675,720.74</u>	<u>\$872,605.41</u>	<u>\$8,845,113.78</u>
LIABILITIES AND FUND BALANCES				
LIABILITIES:				
\$49,321.22	ACCOUNTS PAYABLE	\$8,850.25	\$1,467.91	\$39,003.06
<u>94,785.90</u>	OTHER LIABILITIES	<u>34,107.85</u>	<u>15,667.43</u>	<u>19,718.32</u>
144,107.12	TOTAL LIABILITIES	42,958.10	17,135.34	58,721.38
FUND BALANCES:				
<u>19,216,654.24</u>	FUND BALANCES	<u>7,632,762.64</u>	<u>855,470.07</u>	<u>8,786,392.40</u>
<u>\$19,360,761.36</u>	TOTAL LIABILITIES AND FUND BALANCES	<u>\$7,675,720.74</u>	<u>\$872,605.41</u>	<u>\$8,845,113.78</u>

<u>COURT RECORD PRESERVATION</u>	<u>DISTRICT COURT RECORDS TECHNOLOGY (ARCHIVE)</u>
\$1,427,783.67	\$534,675.76
3,105.00	1,757.00
<u>0.00</u>	<u>0.00</u>
<u>\$1,430,888.67</u>	<u>\$536,432.76</u>

\$0.00	\$0.00
<u>11,039.48</u>	<u>14,252.82</u>
11,039.48	14,252.82

<u>1,419,849.19</u>	<u>522,179.94</u>
---------------------	-------------------

<u>\$1,430,888.67</u>	<u>\$536,432.76</u>
-----------------------	---------------------

TARRANT COUNTY, TEXAS
COMBINING STATEMENT OF REVENUES AND EXPENDITURES
AND CHANGES IN FUND BALANCE
RECORDS PRESERVATION FUNDS
FOR THE EIGHT (8) MONTHS ENDED 5/31/2019

<u>COMBINED TOTAL</u>		<u>RECORDS PRESERVATION & AUTOMATION -FILINGS</u>	<u>RECORDS PRESERVATION & AUTOMATION -CONVICTIONS</u>	<u>RECORDS PRESERVATION RESTORATION</u>
	REVENUES:			
\$3,009,499.17	FEES OF OFFICE	\$1,087,784.50	\$428,432.13	\$1,008,865.00
291,657.39	INVESTMENT INCOME	115,336.95	13,045.41	131,742.57
<u>1,167.64</u>	MISCELLANEOUS	<u>203.47</u>	<u>955.73</u>	<u>0.00</u>
3,302,324.20	TOTAL REVENUES	1,203,324.92	442,433.27	1,140,607.57
	EXPENDITURES:			
	CURRENT:			
1,473,255.84	GENERAL GOVERNMENT	703,702.02	330,106.83	439,446.99
750,677.67	JUDICIAL	107,601.76	0.00	45,688.38
<u>125,227.54</u>	CAPITAL/CONSTRUCTION	<u>21,023.59</u>	<u>44,378.26</u>	<u>512.20</u>
2,349,161.05	TOTAL EXPENDITURES	832,327.37	374,485.09	485,647.57
953,163.15	EXCESS (DEFICIT) OF REVENUES OVER EXPENDITURES	370,997.55	67,948.18	654,960.00
	OTHER FINANCING SOURCES (USES):			
<u>0.00</u>	OPERATING TRANSFERS OUT	<u>0.00</u>	<u>0.00</u>	<u>0.00</u>
953,163.15	EXCESS (DEFICIT) OF REVENUES AND OPERATING TRANSFERS OVER EXPENDITURES	370,997.55	67,948.18	654,960.00
	FUND BALANCES:			
<u>18,263,491.09</u>	BEGINNING OF PERIOD	<u>7,261,765.09</u>	<u>787,521.89</u>	<u>8,131,432.40</u>
<u>\$19,216,654.24</u>	END OF PERIOD	<u>\$7,632,762.64</u>	<u>\$855,470.07</u>	<u>\$8,786,392.40</u>

<u>COURT RECORD PRESERVATION</u>	<u>DISTRICT COURT RECORDS TECHNOLOGY (ARCHIVE)</u>
\$285,230.73	\$199,186.81
21,986.68	9,545.78
<u>8.44</u>	<u>0.00</u>
307,225.85	208,732.59
0.00	0.00
223,261.80	374,125.73
<u>59,313.49</u>	<u>0.00</u>
<u>282,575.29</u>	<u>374,125.73</u>
24,650.56	(165,393.14)
<u>0.00</u>	<u>0.00</u>
24,650.56	(165,393.14)
<u>1,395,198.63</u>	<u>687,573.08</u>
<u>\$1,419,849.19</u>	<u>\$522,179.94</u>



**TARRANT COUNTY, TEXAS
COURT DESIGNATED FUNDS
FUND DESCRIPTION**

FUND 22100 - COURTHOUSE SECURITY FUND

This fund was established, pursuant to State statutes, to account for the collection of Courthouse security fees assessed in court cases. Revenue is subsequently transferred to the general fund where expenditures for Courthouse security are recorded.

FUND 22400 – JUVENILE DELINQUENCY PREVENTION FUND

This fund was established, pursuant to State statutes, to account for the collection of a fee related to graffiti court cases. The revenues in this fund are to be used to repair damages, provide educational and intervention programs, and provide rewards to the public for aiding in the apprehension and prosecution of offenders who commit graffiti offenses.

FUND 22500 - ALTERNATIVE DISPUTE RESOLUTION SYSTEM (ADRS)

This fund was established, pursuant to State statutes, to account for an alternative dispute resolution system for the peaceable and expeditious resolution of citizen disputes.

FUND 22600 – PROBATE CONTRIBUTIONS FUND

This fund was established, pursuant to State statutes, to account for the collection of a fee under Section 51.704. The revenues in this fund are to be used for court-related purposes for the support of the statutory probate courts.

FUND 24300 - APPELLATE JUDICIAL SYSTEM FUND

This fund was established, pursuant to State statutes, to account for the collection and expenditure of monies collected in civil cases to provide for a portion of the operational costs of the Court of Appeals.

FUND 22700 – JUSTICE COURT TECHNOLOGY FUND

This fund was established, pursuant to State statutes, to account for the collection and expenditure of monies to provide for technology in the justice of the peace courts.

FUND 22800 – JUSTICE COURT BUILDING SECURITY FUND

This fund was established, pursuant to State statutes, to account for the collection and expenditure of monies to provide for security in the justice court buildings.

FUND 22900 – CHILD ABUSE PREVENTION FUND

This fund was established, pursuant to State statutes, to account for the collection and expenditure of monies to provide for child abuse prevention programs.

FUND 23000 – FAMILY PROTECTION FUND

This fund was established, pursuant to State statutes, to account for the collection and expenditure of monies to provide for family protection services.

FUND 23100 – GUARDIANSHIP FUND

This fund was established, pursuant to State statutes, to account for the collection and expenditure of monies to provide compensation of a guardian ad litem, an attorney ad litem, and/or fund local guardianship programs for indigent incapacitated persons.

FUND 23200 – DRUG AND ALCOHOL COURT FUND

This fund was established, pursuant to State statutes, to account for the collection and expenditure of monies to provide for drug and alcohol court program.

FUND 23300 – COUNTY AND DISTRICT COURT TECHNOLOGY FUND

This fund was established, pursuant to State statutes, to account for the collection and expenditure of monies to provide for county and district court technology.

TARRANT COUNTY, TEXAS
COMBINING BALANCE SHEET
COURT DESIGNATED FUNDS
AS OF 5/31/2019

<u>COMBINED TOTAL</u>		<u>COURTHOUSE SECURITY</u>	<u>JUVENILE DELINQUENCY PREVENTION</u>	<u>ADRS</u>	<u>PROBATE CONTRIBUTION FUND</u>	<u>APPELLATE JUDICIAL SYSTEM</u>
ASSETS						
\$2,456,750.13	CASH AND INVESTMENTS	\$0.00	\$2,809.24	\$866,336.91	\$491,168.11	\$33,435.95
<u>7,450.57</u>	OTHER RECEIVABLES	<u>0.00</u>	<u>0.00</u>	<u>3,264.00</u>	<u>0.00</u>	<u>1,470.00</u>
<u>\$2,464,200.70</u>	TOTAL ASSETS	<u>\$0.00</u>	<u>\$2,809.24</u>	<u>\$869,600.91</u>	<u>\$491,168.11</u>	<u>\$34,905.95</u>
LIABILITIES AND FUND BALANCES						
LIABILITIES:						
\$0.00	ACCOUNTS PAYABLE	\$0.00	\$0.00	\$0.00	\$0.00	\$0.00
<u>11,300.85</u>	OTHER LIABILITIES	<u>0.00</u>	<u>0.00</u>	<u>0.00</u>	<u>3,049.93</u>	<u>3,080.74</u>
11,300.85	TOTAL LIABILITIES	0.00	0.00	0.00	3,049.93	3,080.74
FUND BALANCES:						
<u>2,452,899.85</u>	FUND BALANCES	<u>0.00</u>	<u>2,809.24</u>	<u>869,600.91</u>	<u>488,118.18</u>	<u>31,825.21</u>
<u>\$2,464,200.70</u>	TOTAL LIABILITIES AND FUND BALANCES	<u>\$0.00</u>	<u>\$2,809.24</u>	<u>\$869,600.91</u>	<u>\$491,168.11</u>	<u>\$34,905.95</u>

JUSTICE COURT TECHNOLOGY FUND	JUSTICE COURT BLDG SECURITY FUND	CHILD ABUSE PREVENTION FUND	FAMILY PROTECTION FUND	GUARDIANSHIP FUND	DRUG & ALCOHOL COURT	COUNTY AND DISTRICT COURT TECHNOLOGY FUND
\$196,825.66	\$0.00	\$76,948.19	\$136,496.12	\$57,001.69	\$434,279.17	\$161,449.09
0.00	0.00	4.65	720.00	1,640.00	279.81	72.11
<u>\$196,825.66</u>	<u>\$0.00</u>	<u>\$76,952.84</u>	<u>\$137,216.12</u>	<u>\$58,641.69</u>	<u>\$434,558.98</u>	<u>\$161,521.20</u>
\$0.00	\$0.00	\$0.00	\$0.00	\$0.00	\$0.00	\$0.00
0.00	0.00	0.00	0.00	0.00	5,170.18	0.00
0.00	0.00	0.00	0.00	0.00	5,170.18	0.00
<u>196,825.66</u>	<u>0.00</u>	<u>76,952.84</u>	<u>137,216.12</u>	<u>58,641.69</u>	<u>429,388.80</u>	<u>161,521.20</u>
<u>\$196,825.66</u>	<u>\$0.00</u>	<u>\$76,952.84</u>	<u>\$137,216.12</u>	<u>\$58,641.69</u>	<u>\$434,558.98</u>	<u>\$161,521.20</u>

TARRANT COUNTY, TEXAS
COMBINING STATEMENT OF REVENUES AND EXPENDITURES
AND CHANGES IN FUND BALANCE
COURT DESIGNATED FUNDS
FOR THE EIGHT (8) MONTHS ENDED 5/31/2019

COMBINED TOTAL		COURTHOUSE SECURITY	JUVENILE DELINQUENCY PREVENTION	ADRS	PROBATE CONTRIBUTION FUND	APPELLATE JUDICIAL SYSTEM
	REVENUES:					
\$1,137,368.92	FEES OF OFFICE	\$388,005.40	\$199.00	\$305,980.40	\$0.00	\$118,151.00
80,000.00	INTERGOVERNMENTAL	0.00	0.00	0.00	80,000.00	0.00
37,876.42	INVESTMENT INCOME	0.00	42.10	13,444.15	7,323.74	509.06
97.16	MISCELLANEOUS	0.00	0.00	0.00	0.00	0.00
<u>1,255,342.50</u>	TOTAL REVENUES	<u>388,005.40</u>	<u>241.10</u>	<u>319,424.55</u>	<u>87,323.74</u>	<u>118,660.06</u>
	EXPENDITURES:					
	CURRENT:					
365,611.00	GENERAL GOVERNMENT	0.00	0.00	265,611.00	0.00	0.00
52,290.28	PUBLIC SAFETY	0.00	0.00	0.00	0.00	0.00
349,911.37	JUDICIAL	0.00	0.00	0.00	75,515.81	111,834.65
1,508.14	CAPITAL/CONSTRUCTION	0.00	0.00	0.00	0.00	0.00
<u>769,320.79</u>	TOTAL EXPENDITURES	<u>0.00</u>	<u>0.00</u>	<u>265,611.00</u>	<u>75,515.81</u>	<u>111,834.65</u>
486,021.71	EXCESS (DEFICIT) OF REVENUES OVER EXPENDITURES	388,005.40	241.10	53,813.55	11,807.93	6,825.41
	OTHER FINANCING SOURCES (USES):					
<u>(393,501.42)</u>	OPERATING TRANSFERS OUT	<u>(388,005.40)</u>	<u>0.00</u>	<u>0.00</u>	<u>0.00</u>	<u>0.00</u>
92,520.29	EXCESS (DEFICIT) OF REVENUES AND OPERATING TRANSFERS OVER EXPENDITURES	0.00	241.10	53,813.55	11,807.93	6,825.41
	FUND BALANCES:					
<u>2,360,379.56</u>	BEGINNING OF PERIOD	<u>0.00</u>	<u>2,568.14</u>	<u>815,787.36</u>	<u>476,310.25</u>	<u>24,999.80</u>
<u>\$2,452,899.85</u>	END OF PERIOD	<u>\$0.00</u>	<u>\$2,809.24</u>	<u>\$869,600.91</u>	<u>\$488,118.18</u>	<u>\$31,825.21</u>

JUSTICE COURT TECHNOLOGY FUND	JUSTICE COURT BUILDING SECURITY	CHILD ABUSE PREVENTION FUND	FAMILY PROTECTION FUND	GUARDIANSHIP FUND	DRUG & ALCOHOL COURT	COUNTY AND DISTRICT COURT TECHNOLOGY FUND
\$21,984.62	\$5,496.02	\$4,779.07	\$80,359.00	\$67,305.00	\$116,623.09	\$28,486.32
0.00	0.00	0.00	0.00	0.00	0.00	0.00
2,860.24	0.00	1,153.13	2,457.18	1,204.04	6,588.59	2,294.19
97.16	0.00	0.00	0.00	0.00	0.00	0.00
24,942.02	5,496.02	5,932.20	82,816.18	68,509.04	123,211.68	30,780.51
0.00	0.00	0.00	0.00	100,000.00	0.00	0.00
0.00	0.00	0.00	0.00	0.00	52,290.28	0.00
0.00	0.00	0.00	107,966.00	0.00	54,594.91	0.00
0.00	0.00	0.00	0.00	0.00	0.00	1,508.14
0.00	0.00	0.00	107,966.00	100,000.00	106,885.19	1,508.14
24,942.02	5,496.02	5,932.20	(25,149.82)	(31,490.96)	16,326.49	29,272.37
0.00	(5,496.02)	0.00	0.00	0.00	0.00	0.00
24,942.02	0.00	5,932.20	(25,149.82)	(31,490.96)	16,326.49	29,272.37
171,883.64	0.00	71,020.64	162,365.94	90,132.65	413,062.31	132,248.83
<u>\$196,825.66</u>	<u>\$0.00</u>	<u>\$76,952.84</u>	<u>\$137,216.12</u>	<u>\$58,641.69</u>	<u>\$429,388.80</u>	<u>\$161,521.20</u>



**TARRANT COUNTY, TEXAS
ENTERPRISE FUNDS
FUND DESCRIPTIONS**

FUND 51100 – RESOURCE CONNECTION

This fund was established to account for activities of the Resource Connection.

FUND 51200 – OIL & GAS ROYALTY FUND

This fund was established to account for proceeds from the lease of County mineral rights on the Resource Connection campus.

TARRANT COUNTY, TEXAS
STATEMENT OF NET POSITION
ENTERPRISE FUNDS
AS OF 5/31/2019

<u>COMBINED TOTAL</u>		<u>RESOURCE CONNECTION</u>	<u>OIL & GAS ROYALTY</u>
ASSETS			
\$3,266,408.60	CASH AND INVESTMENTS	\$1,888,106.36	\$1,378,302.24
28,428.76	OTHER RECEIVABLES (NET)	28,428.76	0.00
4,682.79	PREPAID EXPENSES & INVENTORY	4,682.79	0.00
<u>4,217,112.92</u>	FIXED ASSETS (NET)	<u>3,479,065.21</u>	<u>738,047.71</u>
<u>7,516,633.07</u>	TOTAL ASSETS	<u>5,400,283.12</u>	<u>2,116,349.95</u>
DEFERRED OUTFLOWS OF RESOURCES			
112,371.00	PENSION CONTRIBUTIONS AFTER MEASUREMENT DATE	112,371.00	0.00
31,838.00	CHANGES IN PENSION ASSUMPTIONS	31,838.00	0.00
<u>24,494.00</u>	OPEB CONTRIBUTIONS AFTER MEASUREMENT DATE	<u>24,494.00</u>	<u>0.00</u>
<u>168,703.00</u>	TOTAL DEFERRED OUTFLOWS OF RESOURCES	<u>168,703.00</u>	<u>0.00</u>
LIABILITIES			
27,963.06	ACCOUNTS PAYABLE	27,921.62	41.44
39,131.83	OTHER LIABILITIES	39,131.83	0.00
660,339.89	ADVANCE FROM CAPITAL PROJECTS FUND	660,339.89	0.00
72,129.18	UNEARNED REVENUE	72,129.18	0.00
815,827.00	NET PENSION LIABILITY	815,827.00	0.00
705,823.00	OTHER POST EMPLOYMENT BENEFIT LIABILITY	705,823.00	0.00
<u>111,735.03</u>	COMPENSATED ABSENCES	<u>111,735.03</u>	<u>0.00</u>
<u>2,432,948.99</u>	TOTAL LIABILITIES	<u>2,432,907.55</u>	<u>41.44</u>
DEFERRED INFLOWS OF RESOURCES			
70,347.00	DIFFERENCE IN EXPECTED & ACTUAL PENSION EXPERIENCE	70,347.00	0.00
50,447.00	DIFFERENCE IN PROJECTED & ACTUAL PENSION EARNINGS	50,447.00	0.00
24,667.00	CHANGES IN PENSION ASSUMPTIONS	24,667.00	0.00
<u>50,080.00</u>	CHANGES IN OPEB ASSUMPTIONS	<u>50,080.00</u>	<u>0.00</u>
<u>195,541.00</u>	TOTAL DEFERRED INFLOWS OF RESOURCES	<u>195,541.00</u>	<u>0.00</u>
NET POSITION			
<u>5,056,846.08</u>	NET POSITION	<u>2,940,537.57</u>	<u>2,116,308.51</u>
<u>\$5,056,846.08</u>	TOTAL NET POSITION	<u>\$2,940,537.57</u>	<u>\$2,116,308.51</u>

TARRANT COUNTY, TEXAS
COMBINING STATEMENT OF REVENUES, EXPENSES
AND CHANGES IN FUND NET POSITION
ENTERPRISE FUNDS
FOR THE EIGHT (8) MONTHS ENDED 5/31/2019

<u>COMBINED TOTAL</u>		<u>RESOURCE CONNECTION</u>	<u>OIL & GAS ROYALTY</u>
	OPERATING REVENUES:		
\$2,162,950.83	BUILDING RENTALS	\$2,162,950.83	\$0.00
<u>75,031.13</u>	OTHER REVENUES	<u>2,698.78</u>	<u>72,332.35</u>
2,237,981.96	TOTAL OPERATING REVENUES	2,165,649.61	72,332.35
	OPERATING EXPENSES:		
827,326.62	PERSONNEL	827,326.62	0.00
945,269.12	BUILDING AND EQUIPMENT	937,961.12	7,308.00
200,099.95	DEPRECIATION AND AMORTIZATION	146,551.65	53,548.30
29,765.10	INSURANCE PREMIUMS	29,765.10	0.00
<u>145,453.89</u>	OTHER EXPENSES	<u>145,453.89</u>	<u>0.00</u>
<u>2,147,914.68</u>	TOTAL OPERATING EXPENSES	<u>2,087,058.38</u>	<u>60,856.30</u>
90,067.28	OPERATING INCOME (LOSS)	78,591.23	11,476.05
	NON-OPERATING REVENUE (EXPENSE):		
<u>48,155.98</u>	INTEREST INCOME	<u>27,496.02</u>	<u>20,659.96</u>
138,223.26	NET INCOME (LOSS) BEFORE TRANSFERS	106,087.25	32,136.01
	OPERATING TRANSFERS:		
0.00	OPERATING TRANSFERS IN	0.00	0.00
<u>0.00</u>	OPERATING TRANSFERS OUT	<u>0.00</u>	<u>0.00</u>
138,223.26	NET INCOME (LOSS)	106,087.25	32,136.01
	NET POSITION:		
<u>4,918,622.82</u>	BEGINNING OF PERIOD	<u>2,834,450.32</u>	<u>2,084,172.50</u>
<u><u>\$5,056,846.08</u></u>	END OF PERIOD	<u><u>\$2,940,537.57</u></u>	<u><u>\$2,116,308.51</u></u>



**TARRANT COUNTY, TEXAS
INTERNAL SERVICE FUNDS
FUND DESCRIPTIONS**

FUND 61500 - SELF INSURANCE FUND

This fund was established to account for expenditures of bond proceeds received in fiscal year 1998 for the county self insured general liability claims.

FUND 61900 - WORKERS COMPENSATION

This fund was established to account for workers compensation claims. Prior to the establishment of fund 615, this fund was used for general liability and automobile/property damage claims.

FUND 62100 - COUNTY CLERK PROFESSIONAL LIABILITY FUND

This fund was established to account for the County Clerk's errors and omissions self insurance.

FUND 62200 - DISTRICT CLERK PROFESSIONAL LIABILITY FUND

This fund was established to account for the District Clerk's errors and omissions self insurance.

FUND 65100 - EMPLOYEE BENEFITS FUND

This fund was established to account for Tarrant County employee benefits.

TARRANT COUNTY, TEXAS
STATEMENT OF NET POSITION
INTERNAL SERVICE FUNDS
AS OF 5/31/2019


<u>COMBINED TOTAL</u>		<u>SELF INSURANCE</u>	<u>WORKERS COMPENSATION</u>	<u>COUNTY CLERK PROFESSIONAL LIABILITY</u>
ASSETS				
\$29,634,070.96	CASH AND INVESTMENTS	\$1,761,658.28	\$2,578,459.69	\$703,927.54
3,515.29	OTHER RECEIVABLES	1,924.78	1,221.75	0.00
<u>241,000.00</u>	PREPAID EXPENSES AND INVENTORY	<u>0.00</u>	<u>0.00</u>	<u>0.00</u>
<u>29,878,586.25</u>	TOTAL ASSETS	<u>1,763,583.06</u>	<u>2,579,681.44</u>	<u>703,927.54</u>
LIABILITIES				
765,374.37	ACCOUNTS PAYABLE	10,972.11	20,837.87	0.00
13,521,337.45	OTHER LIABILITIES	984,163.68	8,521,002.00	0.00
<u>83,673.50</u>	UNEARNED REVENUE	<u>0.00</u>	<u>0.00</u>	<u>0.00</u>
<u>14,370,385.32</u>	TOTAL LIABILITIES	<u>995,135.79</u>	<u>8,541,839.87</u>	<u>0.00</u>
NET POSITION				
<u>15,508,200.93</u>	NET POSITION	<u>768,447.27</u>	<u>(5,962,158.43)</u>	<u>703,927.54</u>
<u><u>\$15,508,200.93</u></u>	TOTAL NET POSITION	<u><u>\$768,447.27</u></u>	<u><u>(\$5,962,158.43)</u></u>	<u><u>\$703,927.54</u></u>

<u>DISTRICT CLERK PROFESSIONAL LIABILITY</u>	<u>EMPLOYEE BENEFITS</u>
\$590,202.04	\$23,999,823.41
0.00	368.76
<u>0.00</u>	<u>241,000.00</u>
<u>590,202.04</u>	<u>24,241,192.17</u>
0.00	733,564.39
0.00	4,016,171.77
<u>0.00</u>	<u>83,673.50</u>
<u>0.00</u>	<u>4,833,409.66</u>
<u>590,202.04</u>	<u>19,407,782.51</u>
<u>\$590,202.04</u>	<u>\$19,407,782.51</u>

TARRANT COUNTY, TEXAS
COMBINING STATEMENT OF REVENUES, EXPENSES
AND CHANGES IN FUND NET POSITION
INTERNAL SERVICE FUNDS
FOR THE EIGHT (8) MONTHS ENDED 5/31/2019

<u>COMBINED TOTAL</u>		<u>SELF INSURANCE</u>	<u>WORKERS COMPENSATION</u>	<u>COUNTY CLERK PROFESSIONAL LIABILITY</u>
	OPERATING REVENUES:			
\$14,951,024.31	USER FEES	\$0.00	\$0.00	\$5.00
41,246,800.32	COUNTY CONTRIBUTIONS	0.00	1,582,421.64	0.00
1,644,589.37	OTHER REVENUES	9,667.30	149,792.06	0.00
57,842,414.00	TOTAL OPERATING REVENUES	9,667.30	1,732,213.70	5.00
	OPERATING EXPENSES:			
59,760.56	BUILDING AND EQUIPMENT	59,242.12	0.00	0.00
48,166,037.92	SELF INSURANCE CLAIMS	45,852.99	1,548,560.97	0.00
4,870,363.19	INSURANCE PREMIUMS	0.00	0.00	0.00
2,576,502.80	ADMINISTRATION	0.00	0.00	0.00
765,745.30	OTHER EXPENSES	37,520.85	133,460.70	0.00
56,438,409.77	TOTAL OPERATING EXPENSES	142,615.96	1,682,021.67	0.00
1,404,004.23	OPERATING INCOME (LOSS)	(132,948.66)	50,192.03	5.00
	NON-OPERATING REVENUE (EXPENSE):			
372,570.07	INTEREST INCOME	27,430.48	36,832.64	10,854.92
1,776,574.30	NET INCOME (LOSS) BEFORE TRANSFERS	(105,518.18)	87,024.67	10,859.92
	OPERATING TRANSFERS:			
375,000.00	OPERATING TRANSFERS IN	375,000.00	0.00	0.00
0.00	OPERATING TRANSFERS OUT	0.00	0.00	0.00
2,151,574.30	NET INCOME (LOSS)	269,481.82	87,024.67	10,859.92
	NET POSITION:			
13,356,626.63	BEGINNING OF PERIOD	498,965.45	(6,049,183.10)	693,067.62
\$15,508,200.93	END OF PERIOD	\$768,447.27	(\$5,962,158.43)	\$703,927.54

<u>DISTRICT CLERK PROFESSIONAL LIABILITY</u>	<u>EMPLOYEE BENEFITS</u>
\$95.00	\$14,950,924.31
0.00	39,664,378.68
<u>0.00</u>	<u>1,485,130.01</u>
95.00	56,100,433.00
0.00	518.44
0.00	46,571,623.96
0.00	4,870,363.19
0.00	2,576,502.80
<u>9,277.66</u>	<u>585,486.09</u>
<u>9,277.66</u>	<u>54,604,494.48</u>
(9,182.66)	1,495,938.52
<u>9,165.98</u>	<u>288,286.05</u>
(16.68)	1,784,224.57
0.00	0.00
<u>0.00</u>	<u>0.00</u>
(16.68)	1,784,224.57
<u>590,218.72</u>	<u>17,623,557.94</u>
<u><u>\$590,202.04</u></u>	<u><u>\$19,407,782.51</u></u>



TARRANT COUNTY
BUDGETARY INFORMATION



TARRANT COUNTY, TEXAS
SUMMARY BUDGET VERSUS ACTUAL (BUDGET BASIS) REVENUE AND EXPENDITURES
TAX SUPPORTED FUNDS
FOR THE EIGHT (8) MONTHS ENDED 5/31/2019

	CURRENT MONTH ACTUAL	YTD ACTUAL	BUDGET	PERCENT	LAST YEAR PERCENT
<u>GENERAL FUND</u>					
REVENUES:					
Taxes	(124,364)	375,967,047	\$381,054,856	98.66%	99.82%
Licenses	145,155	818,806	1,230,400	66.55%	70.95%
Fees of Office	3,416,533	50,941,498	59,068,300	86.24%	83.85%
Intergovernmental	793,235	15,120,501	21,532,566	70.22%	66.70%
Investment Income	511,382	3,153,145	3,305,000	95.41%	OVER 100%
Other Revenues	1,337,550	7,714,981	10,313,650	74.80%	69.02%
Transfers	53,359	393,501	650,000	60.54%	66.71%
Contingent			5,000,000		
Cash Carryforward		75,363,257	72,736,482		
	<u>\$6,132,850</u>	<u>\$529,472,736</u>	<u>\$554,891,254</u>	<u>95.42%</u>	<u>95.84%</u>
EXPENDITURES:					
Personnel	\$29,613,992	\$228,163,324	\$352,656,528	64.70%	64.22%
Other	9,972,653	76,886,788	101,592,698	75.68%	76.30%
Transfers	3,300,722	26,560,241	42,199,759	62.94%	67.26%
Grant Match and Subsidy	659,466	1,603,899	4,411,821	36.35%	24.04%
Undesignated			5,207,814		
Contingent			5,000,000		
Reserves			43,822,634		
	<u>\$43,546,832</u>	<u>\$333,214,252</u>	<u>\$554,891,254</u>	<u>60.05%</u>	<u>60.34%</u>
<u>ROAD & BRIDGE FUND</u>					
REVENUES:					
Taxes	\$5	\$308	\$0	OVER 100%	OVER 100%
Fees of Office	1,913,560	12,362,870	18,323,600	67.47%	65.76%
Intergovernmental	150	41,526	55,000	75.50%	OVER 100%
Investment Income	25,046	179,311	290,000	61.83%	OVER 100%
Other Revenues	107	216,792	277,000	78.26%	OVER 100%
Transfers	692,099	5,536,793	8,305,190	66.67%	66.67%
Cash Carryforward		8,743,641	7,810,921		
	<u>\$2,630,967</u>	<u>\$27,081,241</u>	<u>\$35,061,711</u>	<u>77.24%</u>	<u>78.26%</u>
EXPENDITURES:					
Personnel	\$1,746,532	\$13,272,878	\$21,501,344	61.73%	62.97%
Other	558,913	5,853,591	12,265,814	47.72%	44.33%
Undesignated			1,294,553		
	<u>\$2,305,445</u>	<u>\$19,126,469</u>	<u>\$35,061,711</u>	<u>54.55%</u>	<u>55.67%</u>
<u>DEBT SERVICE FUND</u>					
REVENUES:					
Taxes	\$151,654	\$35,280,501	\$36,322,759	97.13%	98.47%
Investment Income	67,127	325,040	289,967	OVER 100%	OVER 100%
Cash Carryforward		1,761,541	1,671,543		
	<u>\$218,781</u>	<u>37,367,082</u>	<u>\$38,284,269</u>	<u>97.60%</u>	<u>99.09%</u>
EXPENDITURES:					
Principal	\$0	\$0	\$28,125,000	0.00%	0.00%
Interest	0	4,576,635	9,153,269	50.00%	49.30%
Other Expenditures	0	3,800	6,000	63.33%	43.57%
Reserves			1,000,000		
	<u>\$0</u>	<u>\$4,580,435</u>	<u>\$38,284,269</u>	<u>11.96%</u>	<u>12.87%</u>

**TARRANT COUNTY, TEXAS
GENERAL FUND FEES OF OFFICE ANALYSIS
FOR THE EIGHT (8) MONTHS ENDED 5/31/2019
(BUDGET BASIS)**

<u>FEE OFFICE</u>	<u>ACTUAL REVENUE</u>	<u>ANNUAL BUDGET</u>	<u>PERCENT COLLECTED</u>	<u>LAST YEAR PERCENT</u>
Tax Assessor/Collector	\$32,268,244	\$32,591,000	99.01%	96.01%
County Clerk	7,616,192	10,857,000	70.15%	68.53%
Sheriff	423,333	610,300	69.36%	61.77%
Constable 1	610,104	820,000	74.40%	68.90%
Constable 2	613,852	700,000	87.69%	69.23%
Constable 3	493,275	825,000	59.79%	70.89%
Constable 4	391,031	535,000	73.09%	67.91%
Constable 5	219,236	312,000	70.27%	65.18%
Constable 6	381,154	480,000	79.41%	67.44%
Constable 7	490,858	625,000	78.54%	67.95%
Constable 8	563,374	680,000	82.85%	65.58%
District Clerk	3,087,829	4,456,000	69.30%	70.52%
Domestic Relations	846,996	1,319,500	64.19%	61.80%
District Attorney	82,051	108,000	75.97%	68.83%
Justice of Peace 1	147,688	190,000	77.73%	77.15%
Justice of Peace 2	172,964	205,000	84.37%	72.69%
Justice of Peace 3	107,817	155,000	69.56%	73.58%
Justice of Peace 4	127,175	190,000	66.93%	72.33%
Justice of Peace 5	70,147	90,000	77.94%	67.54%
Justice of Peace 6	159,332	210,000	75.87%	74.85%
Justice of Peace 7	172,325	200,000	86.16%	75.38%
Justice of Peace 8	117,306	135,000	86.89%	71.98%
County Courts	14,543	20,000	72.72%	74.63%
Elections	1,375	1,500	91.68%	OVER 100%
Medical Examiner	1,542,682	2,229,000	69.21%	73.09%
Other	<u>220,613</u>	<u>524,000</u>	<u>42.10%</u>	<u>84.06%</u>
TOTAL	<u>\$50,941,498</u>	<u>\$59,068,300</u>	86.24%	83.85%
RATABLE COLLECTION PERCENTAGE			<u>66.67%</u>	

**TARRANT COUNTY, TEXAS
BUDGET REPORT
FOR THE EIGHT (8) MONTHS ENDED 5/31/2019**

GENERAL FUND	CURRENT	ENCUMBRANCES	TOTAL	TOTAL	UNEXPENDED	% BUDGET
	MONTH	AND	EXPENDITURES			
	EXPENDITURES	COMMITMENTS	& COMMITMENTS		BUDGET	USED
County Judge	92,810.79	45.49	711,608.61	1,092,479.00	380,870.39	65.14%
County Administrator	208,514.03	4,241.51	1,494,474.26	2,789,803.00	1,295,328.74	53.57%
Non-Departmental	4,402,925.01	949,204.62	37,691,442.18	58,349,938.00	20,658,495.82	64.60%
Auditor	632,188.80	5,399.15	5,004,625.82	7,667,128.00	2,662,502.18	65.27%
Budget/Risk Management	50,117.10	299.86	499,187.87	883,346.00	384,158.13	56.51%
Tax Assessor / Collector	1,301,089.64	201,936.80	10,815,520.17	16,333,858.00	5,518,337.83	66.22%
Elections Administration	304,670.00	9,109.25	4,116,603.99	6,331,868.00	2,215,264.01	65.01%
Information Technology	5,134,534.84	2,216,813.37	30,781,044.90	42,471,157.00	11,690,112.10	72.48%
Human Resources	292,482.65	68,058.18	2,237,105.05	3,468,948.00	1,231,842.95	64.49%
Purchasing	211,616.66	-	1,596,235.54	2,402,968.00	806,732.46	66.43%
Facilities	413,398.40	283,663.98	3,256,724.90	5,115,006.00	1,858,281.10	63.67%
Sheriff	4,066,426.82	374,357.08	32,192,202.21	49,896,951.00	17,704,748.79	64.52%
Sheriff - Confinement	7,898,673.63	3,586,592.23	61,351,289.07	88,721,924.00	27,370,634.93	69.15%
Constable Precinct 1	121,751.02	322.21	931,737.09	1,410,883.00	479,145.91	66.04%
Constable Precinct 2	115,319.04	7,055.72	807,533.31	1,304,181.00	496,647.69	61.92%
Constable Precinct 3	133,091.98	10,825.84	998,279.19	1,507,124.00	508,844.81	66.24%
Constable Precinct 4	103,477.97	919.37	748,646.45	1,122,870.00	374,223.55	66.67%
Constable Precinct 5	81,259.40	2,855.78	617,347.18	940,583.00	323,235.82	65.63%
Constable Precinct 6	81,619.32	9,641.22	669,581.51	993,312.00	323,730.49	67.41%
Constable Precinct 7	127,733.63	7,101.93	940,722.76	1,433,141.00	492,418.24	65.64%
Constable Precinct 8	98,938.72	11,094.95	788,882.93	1,242,441.00	453,558.07	63.49%
Medical Examiner	842,582.97	569,563.53	7,239,292.28	10,244,035.00	3,004,742.72	70.67%
Fire Marshal	39,009.72	-	294,496.54	441,509.00	147,012.46	66.70%
Community Supervision	71,012.56	-	351,565.14	753,000.00	401,434.86	46.69%
Juvenile Services	1,446,630.14	816,110.49	12,951,162.54	19,385,818.00	6,434,655.46	66.81%
Pretrial Services	82,648.02	-	787,790.05	1,715,248.00	927,457.95	45.93%
Buildings	2,194,122.23	2,962,265.06	16,258,949.79	24,483,784.00	8,224,834.21	66.41%
17TH District Court	29,479.39	270.26	212,894.61	317,227.00	104,332.39	67.11%
48TH District Court	25,659.87	-	196,290.95	297,759.00	101,468.05	65.92%
67TH District Court	26,396.28	153.00	197,121.04	298,669.00	101,547.96	66.00%
96TH District Court	26,079.34	102.00	194,982.28	297,038.00	102,055.72	65.64%
141ST District Court	25,577.78	495.12	193,432.45	294,768.00	101,335.55	65.62%
153RD District Court	25,959.67	8.90	200,584.59	306,575.00	105,990.41	65.43%
236TH District Court	25,196.97	89.70	199,012.64	303,830.00	104,817.36	65.50%
342ND District Court	25,539.88	24.30	199,104.53	298,438.00	99,333.47	66.72%
348TH District Court	27,550.97	-	199,736.52	296,198.00	96,461.48	67.43%
352ND District Court	25,498.67	83.99	194,918.54	294,159.00	99,240.46	66.26%
Criminal District Court 1	268,681.17	246.00	1,477,317.47	1,820,805.00	343,487.53	81.14%
Criminal District Court 2	112,088.53	89.13	1,054,717.64	1,498,164.00	443,446.36	70.40%
Criminal District Court 3	148,317.63	-	1,075,797.31	1,615,936.00	540,138.69	66.57%
Criminal District Court 4	204,851.08	-	1,100,431.64	1,542,042.00	441,610.36	71.36%
213TH District Court	224,798.14	-	1,535,407.38	1,709,644.00	174,236.62	89.81%
297TH District Court	157,112.44	-	1,121,111.62	1,680,938.00	559,826.38	66.70%
371ST District Court	198,732.44	18.00	1,430,325.91	1,920,215.00	489,889.09	74.49%
372ND District Court	181,757.55	130.76	1,281,147.17	1,573,194.00	292,046.83	81.44%
396TH District Court	176,464.59	-	1,473,114.72	1,740,600.00	267,485.28	84.63%
432ND District Court	306,982.68	-	1,493,045.51	1,891,643.00	398,597.49	78.93%
Magistrate Court	157,195.48	49,500.00	1,131,691.24	1,548,005.00	416,313.76	73.11%
231ST District Court	78,558.61	-	490,144.32	672,024.00	181,879.68	72.94%
233RD District Court	60,834.44	226.00	550,071.17	793,510.00	243,438.83	69.32%
322ND District Court	71,676.97	-	481,240.18	645,008.00	163,767.82	74.61%
323RD District Court	260,668.44	102.00	2,206,453.22	3,287,537.00	1,081,083.78	67.12%
324TH District Court	58,151.52	46.34	477,436.07	715,593.00	238,156.93	66.72%
325TH District Court	63,646.17	-	436,428.68	647,021.00	210,592.32	67.45%
360TH District Court	50,512.78	407.54	406,484.50	598,751.00	192,266.50	67.89%
Special Judges	55,901.37	-	255,776.33	379,565.00	123,788.67	67.39%
Criminal Court Administration	255,476.58	3,318.63	1,935,689.04	3,294,076.00	1,358,386.96	58.76%
Grand Jury	17,985.10	-	137,939.62	207,079.00	69,139.38	66.61%
Criminal Attorney Appointment	34,022.40	-	236,577.92	359,102.00	122,524.08	65.88%
Criminal Mental Health Court	66,583.67	191.95	265,747.61	256,412.00	(9,335.61)	103.64%
County Court at Law #1	53,502.28	131.02	405,676.19	616,082.00	210,405.81	65.85%
County Court at Law #2	52,756.97	23.04	407,460.03	619,815.00	212,354.97	65.74%
County Court at Law #3	45,035.58	-	406,435.67	617,429.00	210,993.33	65.83%
County Criminal Court 1	101,414.87	176.06	702,781.92	1,032,091.00	329,309.08	68.09%

**TARRANT COUNTY, TEXAS
BUDGET REPORT
FOR THE EIGHT (8) MONTHS ENDED 5/31/2019**

	<u>CURRENT MONTH EXPENDITURES</u>	<u>ENCUMBRANCES AND COMMITMENTS</u>	<u>TOTAL EXPENDITURES & COMMITMENTS</u>	<u>TOTAL BUDGET</u>	<u>UNEXPENDED BUDGET</u>	<u>% BUDGET USED</u>
GENERAL FUND (cont'd)						
County Criminal Court 2	98,945.27	-	727,080.77	1,030,183.00	303,102.23	70.58%
County Criminal Court 3	78,537.17	-	632,853.26	883,160.00	250,306.74	71.66%
County Criminal Court 4	94,353.03	95.97	639,092.82	1,009,308.00	370,215.18	63.32%
County Criminal Court 5	164,673.75	40,269.46	941,248.60	1,184,585.00	243,336.40	79.46%
County Criminal Court 6	82,142.83	387.00	567,279.33	792,105.00	224,825.67	71.62%
County Criminal Court 7	78,746.80	228.55	601,182.14	940,211.00	339,028.86	63.94%
County Criminal Court 8	68,775.72	9.41	605,949.68	865,266.00	259,316.32	70.03%
County Criminal Court 9	63,577.74	1.52	557,659.14	827,944.00	270,284.86	67.35%
County Criminal Court 10	69,824.23	-	566,719.18	867,924.00	301,204.82	65.30%
Probate Court 1	166,028.91	384.66	1,586,871.34	2,356,225.00	769,353.66	67.35%
Probate Court 2	159,945.75	1,748.50	1,663,635.69	2,443,955.00	780,319.31	68.07%
Justice of the Peace Pct 1	66,800.69	183.67	503,045.86	809,765.00	306,719.14	62.12%
Justice of the Peace Pct 2	71,331.28	388.00	540,044.38	809,215.00	269,170.62	66.74%
Justice of the Peace Pct 3	68,630.71	3,717.00	484,421.90	808,983.00	324,561.10	59.88%
Justice of the Peace Pct 4	66,680.51	108.88	506,238.17	771,254.00	265,015.83	65.64%
Justice of the Peace Pct 5	54,526.13	252.50	389,285.30	636,675.00	247,389.70	61.14%
Justice of the Peace Pct 6	63,866.41	1,473.39	477,818.66	728,469.00	250,650.34	65.59%
Justice of the Peace Pct 7	71,843.41	20.50	529,854.67	824,256.00	294,401.33	64.28%
Justice of the Peace Pct 8	67,902.95	558.75	508,894.17	761,556.00	252,661.83	66.82%
District Attorney	3,703,096.71	90,381.38	27,673,178.23	42,042,712.00	14,369,533.77	65.82%
District Clerk	968,342.25	6,443.37	7,328,867.74	11,281,905.00	3,953,037.26	64.96%
County Clerk	950,450.42	14,676.11	7,503,033.50	11,904,339.00	4,401,305.50	63.03%
Domestic Relations	682,254.07	2,533.91	5,271,374.08	8,206,572.00	2,935,197.92	64.23%
Jury Services	168,330.75	80,416.75	1,563,914.01	2,212,402.00	648,487.99	70.69%
Courts / Judiciary	42,071.97	-	375,073.74	2,581,079.00	2,206,005.26	14.53%
Human Services	281,785.61	10,026.73	2,384,168.82	4,918,128.00	2,533,959.18	48.48%
Child Protective Services	24,491.74	1,869,342.00	2,623,011.83	2,739,556.00	116,544.17	95.75%
Public Assistance	14,859.64	34,140.36	822,854.00	822,854.00	-	100.00%
Texas AgriLife Extension	54,321.21	2,325.34	451,677.77	842,882.00	391,204.23	53.59%
Veterans Services	44,258.99	-	330,740.82	506,923.00	176,182.18	65.24%
Historical Commission	20,676.22	219.99	154,704.93	248,349.00	93,644.07	62.29%
10010-2019 General Fund - Cash Match						
Non-Departmental	-	-	-	90,000.00	90,000.00	0.00%
Sheriff	-	-	7,100.15	25,390.00	18,289.85	27.96%
District Attorney	10,362.74	-	144,934.97	192,000.00	47,065.03	75.49%
Historical Commission	-	-	-	39,500.00	39,500.00	0.00%
10020-2019 General Fund - Oper Sub						
Sheriff	-	-	75,745.93	148,154.00	72,408.07	51.13%
Juvenile Services	649,102.92	972.00	1,376,117.53	3,916,777.00	2,540,659.47	35.13%
SUBTOTAL	43,546,831.92	14,314,617.06	333,214,252.67	500,860,806.00	167,646,553.33	66.53%
UNDESIGNATED				5,207,814.00	5,207,814.00	
CONTINGENT				5,000,000.00	5,000,000.00	
RESERVES				43,822,634.00	43,822,634.00	
FUND TOTAL	\$ 43,546,831.92	\$ 14,314,617.06	\$ 333,214,252.67	\$ 554,891,254.00	\$ 221,677,001.33	60.05%

**TARRANT COUNTY, TEXAS
BUDGET REPORT
FOR THE EIGHT (8) MONTHS ENDED 5/31/2019**

	<u>CURRENT MONTH EXPENDITURES</u>	<u>ENCUMBRANCES AND COMMITMENTS</u>	<u>TOTAL EXPENDITURES & COMMITMENTS</u>	<u>TOTAL BUDGET</u>	<u>UNEXPENDED BUDGET</u>	<u>% BUDGET USED</u>
ROAD AND BRIDGE (26100)						
Buildings	3,153.62	1,123.80	18,414.94	35,707.00	17,292.06	51.57%
Commissioner Precinct 1	607,794.43	1,131,264.99	5,344,066.13	8,442,423.00	3,098,356.87	63.30%
Commissioner Precinct 2	398,688.51	193,295.24	2,848,970.80	4,970,821.00	2,121,850.20	57.31%
Commissioner Precinct 3	508,343.11	181,982.25	3,311,425.57	5,114,266.00	1,802,840.43	64.75%
Commissioner Precinct 4	561,988.36	436,079.37	5,003,352.02	7,743,760.00	2,740,407.98	64.61%
Right of Way	860.87	-	586,262.98	2,759,762.00	2,173,499.02	21.24%
Transportation	201,891.43	40,238.73	1,702,749.14	4,241,859.00	2,539,109.86	40.14%
Road & Bridge Non-Department	22,724.29	3,520.00	311,227.07	458,560.00	147,332.93	67.87%
SUBTOTAL	<u>2,305,444.62</u>	<u>1,987,504.38</u>	<u>19,126,468.65</u>	<u>33,767,158.00</u>	<u>14,640,689.35</u>	<u>56.64%</u>
UNDESIGNATED				1,294,553.00	1,294,553.00	
FUND TOTAL	<u>\$ 2,305,444.62</u>	<u>\$ 1,987,504.38</u>	<u>\$ 19,126,468.65</u>	<u>\$ 35,061,711.00</u>	<u>\$ 15,935,242.35</u>	<u>54.55%</u>
DEBT SERVICE (32100)						
Interest and Sinking	-	-	4,580,434.50	37,284,269.00	32,703,834.50	12.29%
RESERVES				1,000,000.00	1,000,000.00	
FUND TOTAL	<u>\$ -</u>	<u>\$ -</u>	<u>\$ 4,580,434.50</u>	<u>\$ 38,284,269.00</u>	<u>\$ 33,703,834.50</u>	<u>11.96%</u>

TARRANT COUNTY, TEXAS
SPECIAL BUDGETS
BUDGET VERSUS ACTUAL (BUDGET BASIS) REVENUE
FOR THE EIGHT (8) MONTHS ENDED 5/31/2019

FUND #	FUND NAME	ACTUAL REVENUE	BUDGETED REVENUE	PERCENT COLLECTED
21100	Records Preservation/Automation-Filing	\$ 1,203,325	\$ 1,839,779	65.41%
21200	Records Preservation/Automation-Conviction	442,433	625,266	70.76%
21300	Records Preservation/Restoration	1,140,608	1,728,161	66.00%
21400	Court Record Preservation Fund	307,226	412,828	74.42%
21500	District Court Records Technology Fund	208,733	304,425	68.57%
22100	Courthouse Security Fund	388,005	580,000	66.90%
22300	Consumer Health Fund	715,276	1,044,136	68.50%
22400	Juvenile Delinquency Prevention	241	-	OVER 100%
22500	Alternative Dispute Resolution	319,425	419,682	76.11%
22600	Probate Contributions Fund	87,324	146,208	59.73%
22700	Justice Court Technology Fund	24,942	32,619	76.46%
22800	Justice Court Building Security	5,496	6,500	84.55%
22900	Child Abuse Prevention Fund	5,932	9,110	65.12%
23000	Family Protection	82,816	122,974	67.34%
23100	Guardianship	68,509	106,118	64.56%
23200	Drug & Alcohol Court	123,212	155,785	79.09%
23300	County and District Court Technology Fund	30,781	41,965	73.35%
24100	Law Library	954,889	1,234,901	77.33%
24200	Education Fund	104,670	115,156	90.89%
24300	Appellate Judicial System	118,660	165,525	71.69%
25100	Vehicle Inventory Tax	391,452	465,000	84.18%
45100	Non-Debt Capital	21,942,336	31,372,319	69.94%
47600	2006 Bond Election - Buildings	620,464	750,000	82.73%
47700	2006 Bond Election - Transportation	716,906	750,000	95.59%
51100	Resource Connection	2,193,146	3,294,236	66.58%
51200	Oil & Gas Royalty Resource Connection	92,992	110,756	83.96%
61500	Self Insurance	412,098	403,782	OVER 100%
61900	Workers Compensation	1,769,046	2,401,118	73.68%
62100	County Clerk Professional Liability	10,860	11,556	93.98%
62200	District Clerk Professional Liability	9,261	9,904	93.51%
65100	Employee Group Insurance - Medical	56,388,719	83,781,690	67.30%
D6200	DA Restitution Collection Fee	5,432	541	OVER 100%
D8300	DA Non-Drug Forfeitures	422,670	20,000	OVER 100%
D8700	CDA State Forfeiture	22,990	700	OVER 100%
D8800	CDA Federal Forfeiture Justice Funds	189	100	OVER 100%
G1100	8th Admin Judicial Region	69,073	118,000	58.54%
S8700	Sheriff's Inmate Commissary Fund	1,729,080	1,683,015	OVER 100%
S9300	Combined Narcotics Enforcement Team	57,995	250,000	23.20%
S9500	Sheriff Federal Forfeiture-Treasury Funds	11,363	5,000	OVER 100%
S9600	Sheriff Federal Forfeiture-Non DEA	17,622	3,000	OVER 100%
S9700	Sheriff Federal Forfeiture-Justice Funds	3,241	3,501	92.57%
T0400	Public Health	10,414,338	13,698,665	76.02%
T0450	Public Health 1115 Waiver	8,330,317	4,930,042	OVER 100%
T0500	Section 125 Forfeitures	24,934	21,707	OVER 100%
T0600	Children's Home Fund	3,525	2,614	OVER 100%
T0700	Bail Bond Board	9,400	24,650	38.13%
T0800	TDPRS - Title IVE	42,503	2,642	OVER 100%
T0900	Constable Forfeiture	13,677	13,536	OVER 100%
T0970	Constable Forfeiture - Federal	9	-	OVER 100%
T1000	Juvenile Probation District	17,733	23,453	75.61%
T1100	Unclaimed Juvenile Restitution	173	186	92.77%
T1300	Deferred Prosecution Program	79,927	63,500	OVER 100%
T2000	Historical Commission	83	99	83.63%
T2100	Historical Comm Archives	1,299	1,196	OVER 100%
T2300	Cemetery Fund	622	675	92.17%
T2900	Fire Marshal Code	104,392	78,139	OVER 100%
T3000	DA - JPS Contract	315,253	472,879	66.67%
T3100	Emergency Services District #1	56,584	90,000	62.87%

**TARRANT COUNTY, TEXAS
SPECIAL BUDGETS
BUDGET VERSUS ACTUAL (BUDGET BASIS) REVENUE
FOR THE EIGHT (8) MONTHS ENDED 5/31/2019**

<u>FUND #</u>	<u>FUND NAME</u>	<u>ACTUAL REVENUE</u>	<u>BUDGETED REVENUE</u>	<u>PERCENT COLLECTED</u>
T3300	CSCD Bond Supervision Unit	790,293	3,390,307	23.31%
T3400	Courts Drug Program	149,256	159,762	93.42%
T3700	Medical Examiner Conference Fund	788	868	90.79%
T4100	PMC Insured - 340B	4,277,538	1,440,442	OVER 100%
T5200	Miscellaneous Donations-Juvenile Probation	4,658	6,131	75.98%
T5350	Donations Emergency Management	2,557	2,519	OVER 100%
T5600	Miscellaneous Donations - Human Services	145,348	145,641	99.80%
T5640	Human Services - Reliant Energy	1,416	1,296	OVER 100%
T5642	Human Services - Cirro	22	32	67.59%
T5644	Human Services - Stream	100	100	100.00%
T5646	Human Services - Direct Energy	6,500	6,500	100.00%
T5700	Miscellaneous Donations-CPS	30,763	46,876	65.63%
T5800	Miscellaneous Donations-Health Dept	23,830	464	OVER 100%
T5960	Miscellaneous Donations-Veteran Court Program	16,023	20,000	80.11%
T6000	Miscellaneous Donations-Family Court	3,741	5,700	65.64%
T6100	Miscellaneous Donations-CRCG	10,773	1,210	OVER 100%
T6500	ATTF Rental Assoc Donation	5	-	OVER 100%
T7000	Sheriff's Employee Recognition and Award	22	-	OVER 100%
T7100	Contract Elections	2,165,716	2,448,644	88.45%
T7300	Elections Chapter 19	286,556	-	OVER 100%

**TARRANT COUNTY, TEXAS
BUDGET REPORT
FOR THE EIGHT (8) MONTHS ENDED 5/31/2019**

	<u>CURRENT MONTH EXPENDITURES</u>	<u>ENCUMBRANCES AND COMMITMENTS</u>	<u>TOTAL EXPENDITURES & COMMITMENTS</u>	<u>TOTAL BUDGET</u>	<u>UNEXPENDED BUDGET</u>	<u>% BUDGET USED</u>
RECORDS PRESERVATION & AUTOMATION - FILINGS (21100)						
County Clerk	93,604.63	28,266.55	841,104.52	9,059,951.00	8,218,846.48	9.28%
FUND TOTAL	<u>\$ 93,604.63</u>	<u>\$ 28,266.55</u>	<u>\$ 841,104.52</u>	<u>\$ 9,059,951.00</u>	<u>\$ 8,218,846.48</u>	<u>9.28%</u>
RECORDS PRESERVATION & AUTOMATION - CONVICTIONS (21200)						
Information Technology	43,526.15	3,228.35	374,545.08	1,383,059.00	1,008,513.92	27.08%
FUND TOTAL	<u>\$ 43,526.15</u>	<u>\$ 3,228.35</u>	<u>\$ 374,545.08</u>	<u>\$ 1,383,059.00</u>	<u>\$ 1,008,513.92</u>	<u>27.08%</u>
RECORDS PRESERVATION & RESTORATION (21300)						
County Clerk	62,279.59	22,561.90	508,209.47	9,707,583.00	9,199,373.53	5.24%
FUND TOTAL	<u>\$ 62,279.59</u>	<u>\$ 22,561.90</u>	<u>\$ 508,209.47</u>	<u>\$ 9,707,583.00</u>	<u>\$ 9,199,373.53</u>	<u>5.24%</u>
COURT RECORD PRESERVATION FUND (21400)						
Information Technology	6,592.00	-	59,313.49	1,393,508.00	1,334,194.51	4.26%
District Clerk	31,411.90	-	223,261.80	380,833.00	157,571.20	58.62%
FUND TOTAL	<u>\$ 38,003.90</u>	<u>\$ -</u>	<u>\$ 282,575.29</u>	<u>\$ 1,774,341.00</u>	<u>\$ 1,491,765.71</u>	<u>15.93%</u>
DISTRICT COURT RECORD TECHNOLOGY FUND (21500)						
District Clerk	47,801.12	-	374,125.73	951,267.00	577,141.27	39.33%
FUND TOTAL	<u>\$ 47,801.12</u>	<u>\$ -</u>	<u>\$ 374,125.73</u>	<u>\$ 951,267.00</u>	<u>\$ 577,141.27</u>	<u>39.33%</u>
COURTHOUSE SECURITY FUND (22100)						
Non-Departmental	52,546.33	-	388,005.40	580,000.00	191,994.60	66.90%
FUND TOTAL	<u>\$ 52,546.33</u>	<u>\$ -</u>	<u>\$ 388,005.40</u>	<u>\$ 580,000.00</u>	<u>\$ 191,994.60</u>	<u>66.90%</u>
CONSUMER HEALTH (22300)						
Public Health	95,652.90	8,343.43	766,132.21	1,531,224.00	765,091.79	50.03%
FUND TOTAL	<u>\$ 95,652.90</u>	<u>\$ 8,343.43</u>	<u>\$ 766,132.21</u>	<u>\$ 1,531,224.00</u>	<u>\$ 765,091.79</u>	<u>50.03%</u>
JUVENILE DELINQUENCY PREVENTION (22400)						
Facilities	-	-	-	2,564.00	2,564.00	0.00%
FUND TOTAL	<u>\$ -</u>	<u>\$ -</u>	<u>\$ -</u>	<u>\$ 2,564.00</u>	<u>\$ 2,564.00</u>	<u>0.00%</u>
ADRS (22500)						
Non-Departmental	40,457.70	-	265,611.00	1,203,701.00	938,090.00	22.07%
FUND TOTAL	<u>\$ 40,457.70</u>	<u>\$ -</u>	<u>\$ 265,611.00</u>	<u>\$ 1,203,701.00</u>	<u>\$ 938,090.00</u>	<u>22.07%</u>

**TARRANT COUNTY, TEXAS
BUDGET REPORT
FOR THE EIGHT (8) MONTHS ENDED 5/31/2019**

	CURRENT MONTH EXPENDITURES	ENCUMBRANCES AND COMMITMENTS	TOTAL EXPENDITURES ENCUMBRANCES & COMMITMENTS	TOTAL BUDGET	UNEXPENDED BUDGET	% BUDGET USED
PROBATE CONTRIBUTIONS FUND (22600)						
Probate Court 1	4,586.91	-	39,853.39	314,026.00	274,172.61	12.69%
Probate Court 2	4,392.34	-	35,662.42	219,493.00	183,830.58	16.25%
FUND TOTAL	<u>\$ 8,979.25</u>	<u>\$ -</u>	<u>\$ 75,515.81</u>	<u>\$ 533,519.00</u>	<u>\$ 458,003.19</u>	<u>14.15%</u>
JUSTICE COURT TECHNOLOGY (22700)						
Information Technology	-	-	-	201,818.00	201,818.00	0.00%
FUND TOTAL	<u>\$ -</u>	<u>\$ -</u>	<u>\$ -</u>	<u>\$ 201,818.00</u>	<u>\$ 201,818.00</u>	<u>0.00%</u>
JUSTICE COURT BLDG SECURITY (22800)						
Non-Departmental	812.87	-	5,496.02	6,500.00	1,003.98	84.55%
FUND TOTAL	<u>\$ 812.87</u>	<u>\$ -</u>	<u>\$ 5,496.02</u>	<u>\$ 6,500.00</u>	<u>\$ 1,003.98</u>	<u>84.55%</u>
CHILD ABUSE PREVENTION (22900)						
Non-Departmental	-	-	-	80,000.00	80,000.00	0.00%
FUND TOTAL	<u>\$ -</u>	<u>\$ -</u>	<u>\$ -</u>	<u>\$ 80,000.00</u>	<u>\$ 80,000.00</u>	<u>0.00%</u>
FAMILY PROTECTION (23000)						
Non-Departmental	-	-	-	126,738.00	126,738.00	0.00%
323RD District Court	-	51,483.00	159,449.00	159,449.00	-	100.00%
FUND TOTAL	<u>\$ -</u>	<u>\$ 51,483.00</u>	<u>\$ 159,449.00</u>	<u>\$ 286,187.00</u>	<u>\$ 126,738.00</u>	<u>55.71%</u>
GUARDIANSHIP (23100)						
Non-Departmental	-	-	100,000.00	195,263.00	95,263.00	51.21%
FUND TOTAL	<u>\$ -</u>	<u>\$ -</u>	<u>\$ 100,000.00</u>	<u>\$ 195,263.00</u>	<u>\$ 95,263.00</u>	<u>51.21%</u>
DRUG & ALCOHOL COURT (23200)						
Community Supervision	6,756.42	-	52,290.28	90,000.00	37,709.72	58.10%
323RD District Court	-	51,483.00	51,483.00	200,000.00	148,517.00	25.74%
Criminal Court Administration	7,670.48	-	54,594.91	243,022.00	188,427.09	22.47%
FUND TOTAL	<u>\$ 14,426.90</u>	<u>\$ 51,483.00</u>	<u>\$ 158,368.19</u>	<u>\$ 533,022.00</u>	<u>\$ 374,653.81</u>	<u>29.71%</u>
COUNTY & DISTRICT COURT TECHNOLOGY FUND (23300)						
Information Technology	-	-	1,508.14	167,465.00	165,956.86	0.90%
FUND TOTAL	<u>\$ -</u>	<u>\$ -</u>	<u>\$ 1,508.14</u>	<u>\$ 167,465.00</u>	<u>\$ 165,956.86</u>	<u>0.90%</u>
LAW LIBRARY (24100)						
Law Library	131,754.90	306,117.76	916,221.57	1,689,195.00	772,973.43	54.24%
Judicial Law Library	4,619.00	63,331.71	107,567.28	175,000.00	67,432.72	61.47%
FUND TOTAL	<u>\$ 136,373.90</u>	<u>\$ 369,449.47</u>	<u>\$ 1,023,788.85</u>	<u>\$ 1,864,195.00</u>	<u>\$ 840,406.15</u>	<u>54.92%</u>

**TARRANT COUNTY, TEXAS
BUDGET REPORT
FOR THE EIGHT (8) MONTHS ENDED 5/31/2019**

	CURRENT MONTH EXPENDITURES	ENCUMBRANCES AND COMMITMENTS	TOTAL EXPENDITURES & COMMITMENTS	TOTAL BUDGET	UNEXPENDED BUDGET	% BUDGET USED
EDUCATION FUND (24200)						
Sheriff	4,139.99	3,040.00	51,814.81	129,040.00	77,225.19	40.15%
Sheriff - Confinement	963.00	-	6,897.77	40,532.00	33,634.23	17.02%
Constable Precinct 1	-	-	600.00	3,496.00	2,896.00	17.16%
Constable Precinct 2	-	-	-	5,965.00	5,965.00	0.00%
Constable Precinct 3	1,829.20	-	2,793.92	5,647.00	2,853.08	49.48%
Constable Precinct 4	-	-	-	11,235.00	11,235.00	0.00%
Constable Precinct 5	-	-	-	5,814.00	5,814.00	0.00%
Constable Precinct 6	-	-	-	8,024.00	8,024.00	0.00%
Constable Precinct 7	804.70	-	804.70	7,811.00	7,006.30	10.30%
Constable Precinct 8	-	-	358.04	3,275.00	2,916.96	10.93%
Fire Marshal	-	-	-	1,121.00	1,121.00	0.00%
Probate Court 1	-	-	3,869.41	42,411.00	38,541.59	9.12%
Probate Court 2	2,165.32	-	9,220.07	39,227.00	30,006.93	23.50%
District Attorney	964.60	-	4,380.74	4,405.00	24.26	99.45%
FUND TOTAL	\$ 10,866.81	\$ 3,040.00	\$ 80,739.46	\$ 308,003.00	\$ 227,263.54	26.21%
APPELLATE JUDICIAL SYSTEM (24300)						
Appeals Court	15,814.82	-	111,834.65	190,525.00	78,690.35	58.70%
FUND TOTAL	\$ 15,814.82	\$ -	\$ 111,834.65	\$ 190,525.00	\$ 78,690.35	58.70%
VEHICLE INVENTORY TAX (25100)						
Tax Assessor / Collector	8,603.34	15,752.67	129,544.52	1,592,214.00	1,462,669.48	8.14%
FUND TOTAL	\$ 8,603.34	\$ 15,752.67	\$ 129,544.52	\$ 1,592,214.00	\$ 1,462,669.48	8.14%
NON-DEBT CAPITAL (45100)						
County Administrator	-	8,925.17	25,373.97	28,185.00	2,811.03	90.03%
Non-Departmental	-	-	5,276.50	18,266,390.00	18,261,113.50	0.03%
Auditor	-	-	1,040.50	9,290.00	8,249.50	11.20%
Tax Assessor / Collector	909.26	4,135.32	47,080.95	65,760.00	18,679.05	71.60%
Elections Administration	-	445.50	445.50	450.00	4.50	99.00%
Information Technology	427,228.07	3,203,999.18	9,059,152.78	17,942,870.00	8,883,717.22	50.49%
Human Resources	-	2,526.56	2,882.06	4,427.00	1,544.94	65.10%
Facilities	41,474.67	148,697.24	292,111.77	816,628.00	524,516.23	35.77%
Sheriff	21,893.28	73,415.40	161,867.20	225,180.00	63,312.80	71.88%
Sheriff - Confinement	-	-	26,564.86	36,790.00	10,225.14	72.21%
Constable Precinct 2	-	-	-	5,780.00	5,780.00	0.00%
Constable Precinct 8	-	-	-	7,000.00	7,000.00	0.00%
Medical Examiner	36,700.00	492,000.00	670,512.32	670,730.00	217.68	99.97%
Fire Marshal	-	-	2,317.16	3,152.00	834.84	73.51%
Community Supervision	1,066.50	7,008.31	8,334.71	11,300.00	2,965.29	73.76%
Juvenile Services	-	-	12,089.79	12,257.00	167.21	98.64%
Buildings	708,240.47	1,923,233.28	4,291,650.16	36,180,293.00	31,888,642.84	11.86%
Criminal District Court 1	-	-	-	500.00	500.00	0.00%
Criminal District Court 2	589.26	-	589.26	600.00	10.74	98.21%
213TH District Court	309.68	-	412.78	1,755.00	1,342.22	23.52%
371ST District Court	-	-	743.23	1,150.00	406.77	64.63%
396TH District Court	-	-	1,580.99	2,309.00	728.01	68.47%
Magistrate Court	-	-	3,417.00	3,417.00	-	100.00%
233RD District Court	-	-	3,690.00	3,690.00	-	100.00%
323RD District Court	-	1,360.00	1,360.00	1,360.00	-	100.00%
325TH District Court	-	3,383.00	3,383.00	3,383.00	-	100.00%
Criminal Court Administration	1,302.70	42,442.96	50,088.88	52,300.00	2,211.12	95.77%
County Criminal Court 2	-	-	906.64	1,500.00	593.36	60.44%
County Criminal Court 9	-	-	-	1,000.00	1,000.00	0.00%
Probate Court 1	-	-	-	5,575.00	5,575.00	0.00%
Probate Court 2	355.50	-	489.96	1,400.00	910.04	35.00%
Justice of the Peace Pct 2	-	-	1,210.40	1,230.00	19.60	98.41%
Justice of the Peace Pct 4	-	-	-	600.00	600.00	0.00%
Justice of the Peace Pct 5	1,362.28	1,372.78	5,667.05	7,525.00	1,857.95	75.31%

**TARRANT COUNTY, TEXAS
BUDGET REPORT
FOR THE EIGHT (8) MONTHS ENDED 5/31/2019**

	<u>CURRENT MONTH EXPENDITURES</u>	<u>ENCUMBRANCES AND COMMITMENTS</u>	<u>TOTAL EXPENDITURES & COMMITMENTS</u>	<u>TOTAL BUDGET</u>	<u>UNEXPENDED BUDGET</u>	<u>% BUDGET USED</u>
NON-DEBT CAPITAL (45100) (cont'd)						
Justice of the Peace Pct 6	52.80	-	1,175.52	1,830.00	654.48	64.24%
Justice of the Peace Pct 7	-	-	3,303.38	4,892.00	1,588.62	67.53%
District Clerk	-	-	19,006.84	23,221.00	4,214.16	81.85%
County Clerk	3,351.12	-	9,210.30	71,741.00	62,530.70	12.84%
Domestic Relations	-	972.64	3,567.91	4,831.00	1,263.09	73.85%
Jury Services	-	6,000.00	6,000.00	42,865.00	36,865.00	14.00%
Courts / Judiciary	-	-	-	23,697.00	23,697.00	0.00%
Human Services	-	-	711.00	716.00	5.00	99.30%
Texas AgriLife Extension	-	-	876.96	1,500.00	623.04	58.46%
Veterans Services	-	-	1,204.63	1,344.00	139.37	89.63%
Commissioner Precinct 1	188,496.00	632,476.48	845,106.06	3,165,065.00	2,319,958.94	26.70%
Commissioner Precinct 2	6,559.24	564,511.21	573,263.42	865,771.00	292,507.58	66.21%
Commissioner Precinct 3	-	517,466.05	525,153.04	877,521.00	352,367.96	59.85%
Commissioner Precinct 4	-	137,529.37	245,633.78	486,767.00	241,133.22	50.46%
Transportation	383,922.23	889,506.51	1,927,963.17	2,004,510.00	76,546.83	96.18%
FUND TOTAL	<u>\$ 1,823,813.06</u>	<u>\$ 8,661,406.96</u>	<u>\$ 18,842,415.43</u>	<u>\$ 81,952,047.00</u>	<u>\$ 63,109,631.57</u>	<u>22.99%</u>
2006 BOND ELECTION-BUILDINGS (47600)						
Non-Departmental Buildings	-	-	864.00	617,943.00	617,079.00	0.14%
	685.27	2,060,981.00	2,101,313.16	37,001,166.00	34,899,852.84	5.68%
FUND TOTAL	<u>\$ 685.27</u>	<u>\$ 2,060,981.00</u>	<u>\$ 2,102,177.16</u>	<u>\$ 37,619,109.00</u>	<u>\$ 35,516,931.84</u>	<u>5.59%</u>
2006 BOND ELECTION-TRANSPORTATION (47700)						
Non-Departmental Right of Way	-	-	1,974.50	2,026,660.00	2,024,685.50	0.10%
Transportation	-	-	550,000.00	550,000.00	-	100.00%
	70,000.00	7,770,504.39	8,145,180.88	33,443,445.00	25,298,264.12	24.36%
FUND TOTAL	<u>\$ 70,000.00</u>	<u>\$ 7,770,504.39</u>	<u>\$ 8,697,155.38</u>	<u>\$ 36,020,105.00</u>	<u>\$ 27,322,949.62</u>	<u>24.15%</u>
RESOURCE CONNECTION (51100)						
Non-Departmental Resource Connection	-	-	-	680,247.00	680,247.00	0.00%
	215,088.56	344,819.01	2,140,171.75	3,658,495.00	1,518,323.25	58.50%
FUND TOTAL	<u>\$ 215,088.56</u>	<u>\$ 344,819.01</u>	<u>\$ 2,140,171.75</u>	<u>\$ 4,338,742.00</u>	<u>\$ 2,198,570.25</u>	<u>49.33%</u>
OIL & GAS ROYALTY (51200)						
Resource Connection	-	-	7,308.00	1,397,333.00	1,390,025.00	0.52%
FUND TOTAL	<u>\$ -</u>	<u>\$ -</u>	<u>\$ 7,308.00</u>	<u>\$ 1,397,333.00</u>	<u>\$ 1,390,025.00</u>	<u>0.52%</u>
SELF INSURANCE (61500)						
Self Insurance	8,587.83	64,347.00	158,569.71	1,745,482.00	1,586,912.29	9.08%
FUND TOTAL	<u>\$ 8,587.83</u>	<u>\$ 64,347.00</u>	<u>\$ 158,569.71</u>	<u>\$ 1,745,482.00</u>	<u>\$ 1,586,912.29</u>	<u>9.08%</u>
WORKERS COMPENSATION (61900)						
Self Insurance	233,918.99	-	1,682,021.67	4,733,937.00	3,051,915.33	35.53%
FUND TOTAL	<u>\$ 233,918.99</u>	<u>\$ -</u>	<u>\$ 1,682,021.67</u>	<u>\$ 4,733,937.00</u>	<u>\$ 3,051,915.33</u>	<u>35.53%</u>
COUNTY CLERK PROFESSIONAL LIABILITY (62100)						
County Clerk	-	-	-	704,300.00	704,300.00	0.00%
FUND TOTAL	<u>\$ -</u>	<u>\$ -</u>	<u>\$ -</u>	<u>\$ 704,300.00</u>	<u>\$ 704,300.00</u>	<u>0.00%</u>

**TARRANT COUNTY, TEXAS
BUDGET REPORT
FOR THE EIGHT (8) MONTHS ENDED 5/31/2019**

	<u>CURRENT MONTH EXPENDITURES</u>	<u>ENCUMBRANCES AND COMMITMENTS</u>	<u>TOTAL EXPENDITURES ENCUMBRANCES & COMMITMENTS</u>	<u>TOTAL BUDGET</u>	<u>UNEXPENDED BUDGET</u>	<u>% BUDGET USED</u>
DISTRICT CLERK PROFESSIONAL LIABILITY (62200)						
District Clerk	-	5,000.00	5,000.00	556,500.00	551,500.00	0.90%
FUND TOTAL	<u>\$ -</u>	<u>\$ 5,000.00</u>	<u>\$ 5,000.00</u>	<u>\$ 556,500.00</u>	<u>\$ 551,500.00</u>	<u>0.90%</u>
EMPLOYEE INSURANCE (65100)						
Non-Departmental	50,327.00	201,308.00	607,757.44	18,655,000.00	18,047,242.56	3.26%
Self Insurance	7,952,206.63	-	54,632,074.65	83,402,273.00	28,770,198.35	65.50%
FUND TOTAL	<u>\$ 8,002,533.63</u>	<u>\$ 201,308.00</u>	<u>\$ 55,239,832.09</u>	<u>\$ 102,057,273.00</u>	<u>\$ 46,817,440.91</u>	<u>54.13%</u>
DISTRICT ATTORNEY RESTITUTION COLLECTION FEE (D6200)						
District Attorney	-	-	613.38	31,536.00	30,922.62	1.95%
FUND TOTAL	<u>\$ -</u>	<u>\$ -</u>	<u>\$ 613.38</u>	<u>\$ 31,536.00</u>	<u>\$ 30,922.62</u>	<u>1.95%</u>
CRIMINAL DISTRICT ATTORNEY STATE FORFEITURE (D8700)						
District Attorney	3,696.73	23,363.69	183,207.42	1,127,391.00	944,183.58	16.25%
FUND TOTAL	<u>\$ 3,696.73</u>	<u>\$ 23,363.69</u>	<u>\$ 183,207.42</u>	<u>\$ 1,127,391.00</u>	<u>\$ 944,183.58</u>	<u>16.25%</u>
CRIMINAL DISTRICT ATTORNEY FEDERAL FORFEITURE JUSTICE (D8800)						
District Attorney	5,980.95	955.77	11,345.22	89,574.00	78,228.78	12.67%
FUND TOTAL	<u>\$ 5,980.95</u>	<u>\$ 955.77</u>	<u>\$ 11,345.22</u>	<u>\$ 89,574.00</u>	<u>\$ 78,228.78</u>	<u>12.67%</u>
CRIMINAL DISTRICT ATTORNEY FEDERAL FORFEITURE TREASURY (D8900)						
District Attorney	-	-	4,874.49	13,656.00	8,781.51	35.69%
FUND TOTAL	<u>\$ -</u>	<u>\$ -</u>	<u>\$ 4,874.49</u>	<u>\$ 13,656.00</u>	<u>\$ 8,781.51</u>	<u>35.69%</u>
8TH ADMIN JUDICIAL REGION (G1100)						
8th Admin Judicial Region	10,118.86	-	79,194.23	118,000.00	38,805.77	67.11%
FUND TOTAL	<u>\$ 10,118.86</u>	<u>\$ -</u>	<u>\$ 79,194.23</u>	<u>\$ 118,000.00</u>	<u>\$ 38,805.77</u>	<u>67.11%</u>
SHERIFFS INMATE COMMISSARY (S8700)						
Sheriff - Confinement	178,311.05	381,369.49	1,797,435.08	5,113,126.00	3,315,690.92	35.15%
FUND TOTAL	<u>\$ 178,311.05</u>	<u>\$ 381,369.49</u>	<u>\$ 1,797,435.08</u>	<u>\$ 5,113,126.00</u>	<u>\$ 3,315,690.92</u>	<u>35.15%</u>
COMBINED NARCOTICS ENFORCEMENT TEAM (S9300)						
Sheriff	18,106.08	18,434.58	173,005.82	380,206.00	207,200.18	45.50%
FUND TOTAL	<u>\$ 18,106.08</u>	<u>\$ 18,434.58</u>	<u>\$ 173,005.82</u>	<u>\$ 380,206.00</u>	<u>\$ 207,200.18</u>	<u>45.50%</u>
SHERIFF FEDERAL FORFEITURE-TREASURY (S9500)						
Sheriff	1,025.00	6,408.39	84,577.86	203,114.00	118,536.14	41.64%
FUND TOTAL	<u>\$ 1,025.00</u>	<u>\$ 6,408.39</u>	<u>\$ 84,577.86</u>	<u>\$ 203,114.00</u>	<u>\$ 118,536.14</u>	<u>41.64%</u>

**TARRANT COUNTY, TEXAS
BUDGET REPORT
FOR THE EIGHT (8) MONTHS ENDED 5/31/2019**

	<u>CURRENT MONTH EXPENDITURES</u>	<u>ENCUMBRANCES AND COMMITMENTS</u>	<u>TOTAL EXPENDITURES & COMMITMENTS</u>	<u>TOTAL BUDGET</u>	<u>UNEXPENDED BUDGET</u>	<u>% BUDGET USED</u>
SHERIFF DRUG FORFEITURE-NON DEA (\$9600)						
Sheriff	6,794.15	-	41,552.18	115,029.00	73,476.82	36.12%
FUND TOTAL	<u>\$ 6,794.15</u>	<u>\$ -</u>	<u>\$ 41,552.18</u>	<u>\$ 115,029.00</u>	<u>\$ 73,476.82</u>	<u>36.12%</u>
SHERIFF FEDERAL FORFEITURE-JUSTICE (\$9700)						
Sheriff	319.95	5,871.62	81,532.20	157,989.00	76,456.80	51.61%
FUND TOTAL	<u>\$ 319.95</u>	<u>\$ 5,871.62</u>	<u>\$ 81,532.20</u>	<u>\$ 157,989.00</u>	<u>\$ 76,456.80</u>	<u>51.61%</u>
PUBLIC HEALTH (T0400)						
T0400-2019 Public Health						
Buildings	9,659.27	516.00	71,696.69	160,193.00	88,496.31	44.76%
Public Health	1,020,881.14	300,416.88	8,025,113.51	13,969,820.00	5,944,706.49	57.45%
T0410-2019 Public Health - Cash Match						
Public Health	21,328.24	-	298,452.90	482,568.00	184,115.10	61.85%
T0420-2019 Public Health-Op Sub						
Public Health	14,003.50	-	215,381.32	1,270,000.00	1,054,618.68	16.96%
T0450-2019 Public Health 1115 Wavier						
Non-Departmental	-	-	549,000.00	11,786,997.00	11,237,997.00	4.66%
Public Health	297,101.29	86,818.07	5,373,638.55	11,160,728.00	5,787,089.45	48.15%
FUND TOTAL	<u>\$ 1,362,973.44</u>	<u>\$ 387,750.95</u>	<u>\$ 14,533,282.97</u>	<u>\$ 38,830,306.00</u>	<u>\$ 24,297,023.03</u>	<u>37.43%</u>
SECTION 125 FORFEITURES (T0500)						
Self Insurance	7,977.19	29,417.64	67,692.56	1,192,256.00	1,124,563.44	5.68%
FUND TOTAL	<u>\$ 7,977.19</u>	<u>\$ 29,417.64</u>	<u>\$ 67,692.56</u>	<u>\$ 1,192,256.00</u>	<u>\$ 1,124,563.44</u>	<u>5.68%</u>
CHILDREN'S HOME FUND (T0600)						
Juvenile Services	-	500.00	500.00	69,034.00	68,534.00	0.72%
FUND TOTAL	<u>\$ -</u>	<u>\$ 500.00</u>	<u>\$ 500.00</u>	<u>\$ 69,034.00</u>	<u>\$ 68,534.00</u>	<u>0.72%</u>
BAIL BOND BOARD (T0700)						
Non-Departmental	-	-	2,965.00	25,650.00	22,685.00	11.56%
FUND TOTAL	<u>\$ -</u>	<u>\$ -</u>	<u>\$ 2,965.00</u>	<u>\$ 25,650.00</u>	<u>\$ 22,685.00</u>	<u>11.56%</u>
TDRPS - TITLE IVE (T0800)						
Child Protective Services	1,925.88	765.00	33,388.80	120,255.00	86,866.20	27.76%
FUND TOTAL	<u>\$ 1,925.88</u>	<u>\$ 765.00</u>	<u>\$ 33,388.80</u>	<u>\$ 120,255.00</u>	<u>\$ 86,866.20</u>	<u>27.76%</u>
CONSTABLE FORFEITURE (T0900)						
Constable Precinct 7	-	-	6,484.20	19,618.00	13,133.80	33.05%
FUND TOTAL	<u>\$ -</u>	<u>\$ -</u>	<u>\$ 6,484.20</u>	<u>\$ 19,618.00</u>	<u>\$ 13,133.80</u>	<u>33.05%</u>
CONSTABLE FORFEITURE - FEDERAL (T0970)						
Constable Precinct 7	-	-	-	557.00	557.00	0.00%
FUND TOTAL	<u>\$ -</u>	<u>\$ -</u>	<u>\$ -</u>	<u>\$ 557.00</u>	<u>\$ 557.00</u>	<u>0.00%</u>

**TARRANT COUNTY, TEXAS
BUDGET REPORT
FOR THE EIGHT (8) MONTHS ENDED 5/31/2019**

	<u>CURRENT MONTH EXPENDITURES</u>	<u>ENCUMBRANCES AND COMMITMENTS</u>	<u>TOTAL EXPENDITURES ENCUMBRANCES & COMMITMENTS</u>	<u>TOTAL BUDGET</u>	<u>UNEXPENDED BUDGET</u>	<u>% BUDGET USED</u>
JUVENILE PROBATION DISTRICT (T1000)						
Juvenile Services	778.78	1,549.95	10,669.68	225,761.00	215,091.32	4.73%
FUND TOTAL	<u>\$ 778.78</u>	<u>\$ 1,549.95</u>	<u>\$ 10,669.68</u>	<u>\$ 225,761.00</u>	<u>\$ 215,091.32</u>	<u>4.73%</u>
UNCLAIMED JUVENILE RESTITUTION (T1100)						
Juvenile Services	-	-	-	11,001.00	11,001.00	0.00%
FUND TOTAL	<u>\$ -</u>	<u>\$ -</u>	<u>\$ -</u>	<u>\$ 11,001.00</u>	<u>\$ 11,001.00</u>	<u>0.00%</u>
DEFERRED PROSECUTION (T1300)						
District Attorney	4,020.00	385.00	29,452.53	63,500.00	34,047.47	46.38%
FUND TOTAL	<u>\$ 4,020.00</u>	<u>\$ 385.00</u>	<u>\$ 29,452.53</u>	<u>\$ 63,500.00</u>	<u>\$ 34,047.47</u>	<u>46.38%</u>
HISTORICAL COMMISSION (T2000)						
Historical Commission	-	-	1,718.89	5,942.00	4,223.11	28.93%
FUND TOTAL	<u>\$ -</u>	<u>\$ -</u>	<u>\$ 1,718.89</u>	<u>\$ 5,942.00</u>	<u>\$ 4,223.11</u>	<u>28.93%</u>
HISTORICAL COMMISSION ARCHIVES (T2100)						
Historical Commission	-	-	-	12,970.00	12,970.00	0.00%
FUND TOTAL	<u>\$ -</u>	<u>\$ -</u>	<u>\$ -</u>	<u>\$ 12,970.00</u>	<u>\$ 12,970.00</u>	<u>0.00%</u>
CEMETERY FUND (T2300)						
Historical Commission	-	-	-	26,552.00	26,552.00	0.00%
FUND TOTAL	<u>\$ -</u>	<u>\$ -</u>	<u>\$ -</u>	<u>\$ 26,552.00</u>	<u>\$ 26,552.00</u>	<u>0.00%</u>
FIRE MARSHAL CODE (T2900)						
Fire Marshal	400.00	-	2,121.38	78,889.00	76,767.62	2.69%
FUND TOTAL	<u>\$ 400.00</u>	<u>\$ -</u>	<u>\$ 2,121.38</u>	<u>\$ 78,889.00</u>	<u>\$ 76,767.62</u>	<u>2.69%</u>
DISTRICT ATTORNEY JPS CONTRACT (T3000)						
District Attorney	39,984.38	-	270,498.57	472,879.00	202,380.43	57.20%
FUND TOTAL	<u>\$ 39,984.38</u>	<u>\$ -</u>	<u>\$ 270,498.57</u>	<u>\$ 472,879.00</u>	<u>\$ 202,380.43</u>	<u>57.20%</u>
EMERGENCY SERVICES DISTRICT (T3100)						
Fire Marshal	7,474.67	-	56,583.59	90,000.00	33,416.41	62.87%
FUND TOTAL	<u>\$ 7,474.67</u>	<u>\$ -</u>	<u>\$ 56,583.59</u>	<u>\$ 90,000.00</u>	<u>\$ 33,416.41</u>	<u>62.87%</u>
CSCD BOND SUPERVISION UNIT (T3300)						
Community Supervision	130,899.86	3,819.49	793,707.78	3,390,307.00	2,596,599.22	23.41%
FUND TOTAL	<u>\$ 130,899.86</u>	<u>\$ 3,819.49</u>	<u>\$ 793,707.78</u>	<u>\$ 3,390,307.00</u>	<u>\$ 2,596,599.22</u>	<u>23.41%</u>
CRIMINAL COURTS DRUG PROGRAM (T3400)						
Criminal Court Administration	16,616.04	12,525.00	139,163.17	487,762.00	348,598.83	28.53%
FUND TOTAL	<u>\$ 16,616.04</u>	<u>\$ 12,525.00</u>	<u>\$ 139,163.17</u>	<u>\$ 487,762.00</u>	<u>\$ 348,598.83</u>	<u>28.53%</u>

TARRANT COUNTY, TEXAS
BUDGET REPORT
FOR THE EIGHT (8) MONTHS ENDED 5/31/2019

	CURRENT MONTH EXPENDITURES	ENCUMBRANCES AND COMMITMENTS	TOTAL EXPENDITURES ENCUMBRANCES & COMMITMENTS	TOTAL BUDGET	UNEXPENDED BUDGET	% BUDGET USED
MEDICAL EXAMINER CONFERENCE (T3700)						
Medical Examiner	-	-	575.44	50,265.00	49,689.56	1.14%
FUND TOTAL	<u>\$ -</u>	<u>\$ -</u>	<u>\$ 575.44</u>	<u>\$ 50,265.00</u>	<u>\$ 49,689.56</u>	<u>1.14%</u>
PMC INSURED - 340B (T4100)						
Public Health	1,182,685.27	311,874.52	5,548,141.19	6,011,945.00	463,803.81	92.29%
FUND TOTAL	<u>\$ 1,182,685.27</u>	<u>\$ 311,874.52</u>	<u>\$ 5,548,141.19</u>	<u>\$ 6,011,945.00</u>	<u>\$ 463,803.81</u>	<u>92.29%</u>
MISCELLANEOUS DONATIONS - JUVENILE PROBATION (T5200)						
Juvenile Services	65.98	340.00	2,466.71	26,999.00	24,532.29	9.14%
FUND TOTAL	<u>\$ 65.98</u>	<u>\$ 340.00</u>	<u>\$ 2,466.71</u>	<u>\$ 26,999.00</u>	<u>\$ 24,532.29</u>	<u>9.14%</u>
DONATIONS EMERGENCY MANAGEMENT (T5350)						
County Administrator	\$ -	-	-	4,720.00	4,720.00	0.00%
FUND TOTAL	<u>\$ -</u>	<u>\$ -</u>	<u>\$ -</u>	<u>\$ 4,720.00</u>	<u>\$ 4,720.00</u>	<u>0.00%</u>
MISCELLANEOUS DONATIONS - HUMAN SERVICES (T5600)						
Human Services	6,553.10	-	72,283.75	153,604.00	81,320.25	47.06%
FUND TOTAL	<u>\$ 6,553.10</u>	<u>\$ -</u>	<u>\$ 72,283.75</u>	<u>\$ 153,604.00</u>	<u>\$ 81,320.25</u>	<u>47.06%</u>
MISCELLANEOUS DONATIONS - HUMAN SERVICES-RELIANT (T5640)						
Human Services	3,153.32	-	18,121.26	33,992.00	15,870.74	53.31%
FUND TOTAL	<u>\$ 3,153.32</u>	<u>\$ -</u>	<u>\$ 18,121.26</u>	<u>\$ 33,992.00</u>	<u>\$ 15,870.74</u>	<u>53.31%</u>
MISCELLANEOUS DONATIONS - HUMAN SERVICES-CIRRO (T5642)						
Human Services	-	-	581.40	1,600.00	1,018.60	36.34%
FUND TOTAL	<u>\$ -</u>	<u>\$ -</u>	<u>\$ 581.40</u>	<u>\$ 1,600.00</u>	<u>\$ 1,018.60</u>	<u>36.34%</u>
HUMAN SERVICES-STREAM (T5644)						
Human Services	-	-	145.34	179.00	33.66	81.20%
FUND TOTAL	<u>\$ -</u>	<u>\$ -</u>	<u>\$ 145.34</u>	<u>\$ 179.00</u>	<u>\$ 33.66</u>	<u>81.20%</u>
HUMAN SERVICES-DIRECT ENERGY (T5646)						
Human Services	890.17	-	12,131.21	15,059.00	2,927.79	80.56%
FUND TOTAL	<u>\$ 890.17</u>	<u>\$ -</u>	<u>\$ 12,131.21</u>	<u>\$ 15,059.00</u>	<u>\$ 2,927.79</u>	<u>80.56%</u>
MISCELLANEOUS DONATIONS - CPS (T5700)						
Child Protective Services	790.27	-	23,864.76	80,887.00	57,022.24	29.50%
FUND TOTAL	<u>\$ 790.27</u>	<u>\$ -</u>	<u>\$ 23,864.76</u>	<u>\$ 80,887.00</u>	<u>\$ 57,022.24</u>	<u>29.50%</u>

**TARRANT COUNTY, TEXAS
BUDGET REPORT
FOR THE EIGHT (8) MONTHS ENDED 5/31/2019**

	<u>CURRENT MONTH EXPENDITURES</u>	<u>ENCUMBRANCES AND COMMITMENTS</u>	<u>TOTAL EXPENDITURES ENCUMBRANCES & COMMITMENTS</u>	<u>TOTAL BUDGET</u>	<u>UNEXPENDED BUDGET</u>	<u>% BUDGET USED</u>
MISCELLANEOUS DONATIONS - HEALTH DEPT (T5800)						
Public Health	100.00	-	100.00	32,231.00	32,131.00	0.31%
FUND TOTAL	<u>\$ 100.00</u>	<u>\$ -</u>	<u>\$ 100.00</u>	<u>\$ 32,231.00</u>	<u>\$ 32,131.00</u>	<u>0.31%</u>
MISCELLANEOUS DONATIONS - VETERAN COURT PROGRAM (T5960)						
Veterans Diversion Court	-	-	-	42,207.00	42,207.00	0.00%
FUND TOTAL	<u>\$ -</u>	<u>\$ -</u>	<u>\$ -</u>	<u>\$ 42,207.00</u>	<u>\$ 42,207.00</u>	<u>0.00%</u>
MISCELLANEOUS DONATIONS - FAMILY COURT SERVICES (T6000)						
Information Technology	-	-	9,787.76	10,000.00	212.24	97.88%
Domestic Relations	-	-	3,082.19	6,601.00	3,518.81	46.69%
FUND TOTAL	<u>\$ -</u>	<u>\$ -</u>	<u>\$ 12,869.95</u>	<u>\$ 16,601.00</u>	<u>\$ 3,731.05</u>	<u>77.53%</u>
MISCELLANEOUS DONATIONS - CRCG (T6100)						
Public Assistance	3,156.23	-	22,601.15	49,726.00	27,124.85	45.45%
FUND TOTAL	<u>\$ 3,156.23</u>	<u>\$ -</u>	<u>\$ 22,601.15</u>	<u>\$ 49,726.00</u>	<u>\$ 27,124.85</u>	<u>45.45%</u>
MISCELLANEOUS DONATIONS - LAW ENFORCEMENT (T6300)						
Sheriff	-	-	-	500.00	500.00	0.00%
FUND TOTAL	<u>\$ -</u>	<u>\$ -</u>	<u>\$ -</u>	<u>\$ 500.00</u>	<u>\$ 500.00</u>	<u>0.00%</u>
ATTF RENTAL ASSOC DONATION (T6500)						
Sheriff	-	-	-	269.00	269.00	0.00%
FUND TOTAL	<u>\$ -</u>	<u>\$ -</u>	<u>\$ -</u>	<u>\$ 269.00</u>	<u>\$ 269.00</u>	<u>0.00%</u>
SHERIFF'S EMPLOYEE RECOGNITION AND AWARD (T7000)						
Sheriff	-	-	-	402.00	402.00	0.00%
FUND TOTAL	<u>\$ -</u>	<u>\$ -</u>	<u>\$ -</u>	<u>\$ 402.00</u>	<u>\$ 402.00</u>	<u>0.00%</u>
CONTRACT ELECTIONS (T7100)						
Elections Administration	630,731.37	36,217.86	2,042,533.51	2,598,644.00	556,110.49	78.60%
FUND TOTAL	<u>\$ 630,731.37</u>	<u>\$ 36,217.86</u>	<u>\$ 2,042,533.51</u>	<u>\$ 2,598,644.00</u>	<u>\$ 556,110.49</u>	<u>78.60%</u>
ELECTIONS CHAPTER 19 (T7300)						
Elections Administration	6,073.78	104,000.00	395,996.50	495,795.00	99,798.50	79.87%
FUND TOTAL	<u>\$ 6,073.78</u>	<u>\$ 104,000.00</u>	<u>\$ 395,996.50</u>	<u>\$ 495,795.00</u>	<u>\$ 99,798.50</u>	<u>79.87%</u>

