


COUNTY AUDITOR

**TARRANT COUNTY FINANCIAL STATEMENTS
FOR THE MONTH OF JUNE 2020**



TARRANT COUNTY, TEXAS



TARRANT COUNTY

TARRANT COUNTY ADMINISTRATION BUILDING - ROOM 506

100 E. WEATHERFORD

FORT WORTH, TEXAS 76196-0103

817/884-1205

Fax 817/884-1104

S. RENEE TIDWELL, CPA
COUNTY AUDITOR
rtidwell@tarrantcounty.com

VINCE CRUZ JR.
FIRST ASSISTANT COUNTY AUDITOR
vcruz@tarrantcounty.com

August 18, 2020

The Honorable District Judges
The Honorable Commissioners Court
Tarrant County, Texas

RE: County Auditor's June 2020 Financial Reports

I herewith submit the financial report of Tarrant County, Texas as of and for the nine months ending June 30, 2020.

If you have any questions concerning this report or the financial well-being of the County, please call.

Sincerely,


S. Renée Tidwell, CPA
County Auditor

TARRANT COUNTY, TEXAS
COMBINED BALANCE SHEET
GOVERNMENTAL FUNDS
AS OF 6/30/2020

<u>COMBINED TOTAL</u>		<u>GENERAL</u>	<u>ROAD & BRIDGE</u>	<u>DEBT SERVICE</u>
ASSETS				
\$665,097,959.08	CASH AND INVESTMENTS	\$220,296,509.88	\$14,889,727.66	\$30,499,229.21
13,001,261.53	TAXES RECEIVABLE (NET)	11,942,839.47	6,960.97	1,051,461.09
7,326,934.14	OTHER RECEIVABLES (NET)	4,630,718.80	46,271.59	189,486.45
3,291,534.95	FEE OFFICE RECEIVABLE	3,291,534.95	0.00	0.00
14,373,725.07	DUE FROM OTHER FUNDS	14,373,725.07	0.00	0.00
606,576.89	ADVANCE TO ENTERPRISE FUND	0.00	0.00	0.00
<u>1,823,103.92</u>	PREPAID EXPENSES AND INVENTORY	<u>668,632.64</u>	<u>896,478.66</u>	<u>0.00</u>
<u>\$705,521,095.58</u>	TOTAL ASSETS	<u>\$255,203,960.81</u>	<u>\$15,839,438.88</u>	<u>\$31,740,176.75</u>
LIABILITIES				
\$7,751,922.59	ACCOUNTS PAYABLE	\$2,937,628.73	\$371,417.49	\$0.00
24,815,287.21	OTHER LIABILITIES	19,848,710.66	805,880.24	0.00
14,373,725.07	DUE TO OTHER FUNDS	0.00	0.00	0.00
<u>162,114,046.50</u>	UNEARNED REVENUE	<u>0.00</u>	<u>0.00</u>	<u>0.00</u>
209,054,981.37	TOTAL LIABILITIES	22,786,339.39	1,177,297.73	0.00
DEFERRED INFLOWS OF RESOURCES				
13,001,261.53	UNAVAILABLE REVENUE - PROPERTY TAXES	11,942,839.47	6,960.97	1,051,461.09
<u>3,291,534.95</u>	UNAVAILABLE REVENUE - FEE OFFICE	<u>3,291,534.95</u>	<u>0.00</u>	<u>0.00</u>
16,292,796.48	TOTAL DEFERRED INFLOWS OF RESOURCES	15,234,374.42	6,960.97	1,051,461.09
FUND BALANCES				
<u>480,173,317.73</u>	FUND BALANCES	<u>217,183,247.00</u>	<u>14,655,180.18</u>	<u>30,688,715.66</u>
<u>480,173,317.73</u>	TOTAL FUND BALANCES	<u>217,183,247.00</u>	<u>14,655,180.18</u>	<u>30,688,715.66</u>
<u>\$705,521,095.58</u>	TOTAL LIABILITIES, DEFERRED INFLOWS OF RESOURCES, AND FUND BALANCES	<u>\$255,203,960.81</u>	<u>\$15,839,438.88</u>	<u>\$31,740,176.75</u>

<u>CAPITAL PROJECTS</u>	<u>GRANT FUNDS</u>	<u>CARES ACT</u>	<u>OTHER GOVERNMENTAL FUNDS</u>
\$149,555,909.52	\$13,759,038.51	\$157,945,489.45	\$78,152,054.85
0.00	0.00	0.00	0.00
0.00	2,291,594.41	0.00	168,862.89
0.00	0.00	0.00	0.00
0.00	0.00	0.00	0.00
606,576.89	0.00	0.00	0.00
0.00	88,891.63	0.00	169,100.99
<u>\$150,162,486.41</u>	<u>\$16,139,524.55</u>	<u>\$157,945,489.45</u>	<u>\$78,490,018.73</u>
\$1,269,318.81	\$896,332.16	\$0.00	\$2,277,225.40
12,597.59	1,998,697.99	0.00	2,149,400.73
0.00	9,428,802.00	0.00	4,944,923.07
0.00	3,815,692.40	157,945,489.45	352,864.65
1,281,916.40	16,139,524.55	157,945,489.45	9,724,413.85
0.00	0.00	0.00	0.00
0.00	0.00	0.00	0.00
0.00	0.00	0.00	0.00
148,880,570.01	0.00	0.00	68,765,604.88
148,880,570.01	0.00	0.00	68,765,604.88
<u>\$150,162,486.41</u>	<u>\$16,139,524.55</u>	<u>\$157,945,489.45</u>	<u>\$78,490,018.73</u>

TARRANT COUNTY, TEXAS
COMBINED STATEMENT OF REVENUES AND EXPENDITURES
AND CHANGES IN FUND BALANCE
GOVERNMENTAL FUNDS
FOR THE NINE (9) MONTHS ENDED 6/30/2020

<u>COMBINED TOTAL</u>		<u>GENERAL</u>	<u>ROAD & BRIDGE</u>	<u>DEBT SERVICE</u>
REVENUES:				
\$460,664,212.42	TAXES, LICENSES AND PERMITS	\$427,216,877.15	\$90.87	\$33,443,744.40
83,016,607.30	FEES OF OFFICE	54,545,920.71	12,796,280.00	0.00
2,387,271.71	FINES	2,387,271.71	0.00	0.00
138,386,015.43	INTERGOVERNMENTAL	16,966,638.33	44,004.90	0.00
3,910,670.58	INVESTMENT INCOME	1,667,961.13	106,885.12	122,241.21
9,039,117.43	MISCELLANEOUS	4,956,090.87	155,724.52	0.00
<u>697,403,894.87</u>	TOTAL REVENUES	<u>507,740,759.90</u>	<u>13,102,985.41</u>	<u>33,565,985.61</u>
EXPENDITURES:				
CURRENT:				
108,355,617.52	GENERAL GOVERNMENT	96,583,946.57	2,904,608.96	0.00
118,423,141.96	PUBLIC SAFETY	111,136,088.23	0.00	0.00
140,552,989.26	JUDICIAL	130,442,995.38	0.00	0.00
120,557,064.34	COMMUNITY SERVICES	4,408,341.40	0.00	0.00
16,461,394.17	TRANSPORTATION	0.00	16,460,674.06	0.00
28,251,678.60	CAPITAL/CONSTRUCTION	0.00	0.00	0.00
4,139,680.75	DEBT SERVICE	0.00	0.00	4,139,680.75
<u>536,741,566.60</u>	TOTAL EXPENDITURES	<u>342,571,371.58</u>	<u>19,365,283.02</u>	<u>4,139,680.75</u>
160,662,328.27	EXCESS (DEFICIT) OF REVENUES OVER EXPENDITURES	165,169,388.32	(6,262,297.61)	29,426,304.86
OTHER FINANCING SOURCES (USES):				
39,123,035.34	OPERATING TRANSFERS IN	447,064.16	8,621,087.26	0.00
<u>(39,498,035.34)</u>	OPERATING TRANSFERS OUT	<u>(38,186,512.47)</u>	<u>0.00</u>	<u>0.00</u>
160,287,328.27	EXCESS (DEFICIT) OF REVENUES AND OPERATING TRANSFERS OVER EXPENDITURES	127,429,940.01	2,358,789.65	29,426,304.86
FUND BALANCES:				
<u>319,885,989.46</u>	BEGINNING OF PERIOD	<u>89,753,306.99</u>	<u>12,296,390.53</u>	<u>1,262,410.80</u>
<u>\$480,173,317.73</u>	END OF PERIOD	<u>\$217,183,247.00</u>	<u>\$14,655,180.18</u>	<u>\$30,688,715.66</u>

<u>CAPITAL PROJECTS</u>	<u>GRANT FUNDS</u>	<u>CARES ACT</u>	<u>OTHER GOVERNMENTAL FUNDS</u>
\$0.00	\$0.00	\$0.00	\$3,500.00
0.00	486,259.43	0.00	15,188,147.16
0.00	0.00	0.00	0.00
0.00	57,165,823.92	51,871,367.05	12,338,181.23
1,247,122.05	85,131.50	89,262.95	592,066.62
122,885.42	139,072.09	0.00	3,665,344.53
<u>1,370,007.47</u>	<u>57,876,286.94</u>	<u>51,960,630.00</u>	<u>31,787,239.54</u>
0.00	500,393.28	0.00	8,366,668.71
0.00	2,875,176.66	0.00	4,411,877.07
0.00	8,107,125.74	0.00	2,002,868.14
0.00	43,988,936.96	51,960,630.00	20,199,155.98
0.00	0.00	0.00	720.11
24,010,123.82	2,404,654.30	0.00	1,836,900.48
0.00	0.00	0.00	0.00
<u>24,010,123.82</u>	<u>57,876,286.94</u>	<u>51,960,630.00</u>	<u>36,818,190.49</u>
(22,640,116.35)	0.00	0.00	(5,030,950.95)
27,602,320.50	315,458.71	0.00	2,137,104.71
0.00	(315,458.71)	0.00	(996,064.16)
4,962,204.15	0.00	0.00	(3,889,910.40)
<u>143,918,365.86</u>	<u>0.00</u>	<u>0.00</u>	<u>72,655,515.28</u>
<u>\$148,880,570.01</u>	<u>\$0.00</u>	<u>\$0.00</u>	<u>\$68,765,604.88</u>

TARRANT COUNTY, TEXAS
STATEMENT OF NET POSITION
PROPRIETARY FUNDS
AS OF 6/30/2020

<u>COMBINED TOTAL</u>		<u>ENTERPRISE</u>	<u>INTERNAL SERVICE</u>
ASSETS			
\$39,101,515.57	CASH AND INVESTMENTS	\$3,343,703.97	\$35,757,811.60
77,893.50	OTHER RECEIVABLES (NET)	26,658.97	51,234.53
250,682.79	PREPAID EXPENSES AND INVENTORY	4,682.79	246,000.00
<u>3,967,160.50</u>	FIXED ASSETS (NET)	<u>3,967,160.50</u>	<u>0.00</u>
<u>43,397,252.36</u>	TOTAL ASSETS	<u>7,342,206.23</u>	<u>36,055,046.13</u>
DEFERRED OUTFLOWS OF RESOURCES			
111,906.00	PENSION CONTRIBUTIONS AFTER MEASUREMENT DATE	111,906.00	0.00
239,259.00	DIFFERENCE IN PROJECTED & ACTUAL PENSION EARNINGS	239,259.00	0.00
21,226.00	CHANGES IN PENSION ASSUMPTIONS	21,226.00	0.00
<u>24,849.00</u>	OPEB CONTRIBUTIONS AFTER MEASUREMENT DATE	<u>24,849.00</u>	<u>0.00</u>
<u>397,240.00</u>	TOTAL DEFERRED OUTFLOWS OF RESOURCES	<u>397,240.00</u>	<u>0.00</u>
LIABILITIES			
2,615,931.38	ACCOUNTS PAYABLE	80,087.27	2,535,844.11
13,087,564.70	OTHER LIABILITIES	46,519.93	13,041,044.77
606,576.89	ADVANCE FROM CAPITAL PROJECTS FUND	606,576.89	0.00
139,783.69	UNEARNED REVENUE	42,335.10	97,448.59
969,303.00	NET PENSION LIABILITY	969,303.00	0.00
522,912.00	OTHER POST EMPLOYMENT BENEFIT LIABILITY	522,912.00	0.00
<u>125,658.95</u>	COMPENSATED ABSENCES	<u>125,658.95</u>	<u>0.00</u>
<u>18,067,730.61</u>	TOTAL LIABILITIES	<u>2,393,393.14</u>	<u>15,674,337.47</u>
DEFERRED INFLOWS OF RESOURCES			
55,897.00	DIFFERENCE IN EXPECTED & ACTUAL PENSION EXPERIENCE	55,897.00	0.00
19,734.00	CHANGES IN PENSION ASSUMPTIONS	19,734.00	0.00
139,995.00	DIFFERENCE IN EXPECTED & ACTUAL OPEB EXPERIENCE	139,995.00	0.00
<u>101,755.00</u>	CHANGES IN OPEB ASSUMPTIONS	<u>101,755.00</u>	<u>0.00</u>
<u>317,381.00</u>	TOTAL DEFERRED INFLOWS OF RESOURCES	<u>317,381.00</u>	<u>0.00</u>
NET POSITION			
<u>25,409,380.75</u>	NET POSITION	<u>5,028,672.09</u>	<u>20,380,708.66</u>
<u>\$25,409,380.75</u>	TOTAL NET POSITION	<u>\$5,028,672.09</u>	<u>\$20,380,708.66</u>

TARRANT COUNTY, TEXAS
COMBINED STATEMENT OF REVENUES, EXPENSES
AND CHANGES IN FUND NET POSITION
PROPRIETARY FUNDS
FOR THE NINE (9) MONTHS ENDED 6/30/2020

COMBINED TOTAL		ENTERPRISE	INTERNAL SERVICE
	OPERATING REVENUES:		
\$2,380,909.10	BUILDING RENTALS	\$2,380,909.10	\$0.00
17,725,731.88	USER FEES	0.00	17,725,731.88
47,098,087.74	COUNTY CONTRIBUTIONS	0.00	47,098,087.74
2,097,249.10	OTHER REVENUES	55,423.91	2,041,825.19
69,301,977.82	TOTAL OPERATING REVENUES	2,436,333.01	66,865,644.81
	OPERATING EXPENSES:		
900,164.86	PERSONNEL	900,164.86	0.00
1,100,876.13	BUILDING AND EQUIPMENT	1,070,788.43	30,087.70
235,931.30	DEPRECIATION AND AMORTIZATION	235,931.30	0.00
53,653,563.79	SELF INSURANCE CLAIMS	0.00	53,653,563.79
5,465,453.79	INSURANCE PREMIUMS	37,473.51	5,427,980.28
2,823,837.16	ADMINISTRATION	0.00	2,823,837.16
1,111,919.80	OTHER EXPENSES	132,013.84	979,905.96
65,291,746.83	TOTAL OPERATING EXPENSES	2,376,371.94	62,915,374.89
4,010,230.99	OPERATING INCOME (LOSS)	59,961.07	3,950,269.92
	NON-OPERATING REVENUE (EXPENSE):		
253,111.32	INTEREST INCOME	26,113.96	226,997.36
4,263,342.31	NET INCOME (LOSS) BEFORE TRANSFERS	86,075.03	4,177,267.28
	OPERATING TRANSFERS:		
375,000.00	OPERATING TRANSFERS IN	0.00	375,000.00
0.00	OPERATING TRANSFERS OUT	0.00	0.00
4,638,342.31	NET INCOME (LOSS)	86,075.03	4,552,267.28
	NET POSITION:		
20,771,038.44	BEGINNING OF PERIOD	4,942,597.06	15,828,441.38
\$25,409,380.75	END OF PERIOD	\$5,028,672.09	\$20,380,708.66

**TARRANT COUNTY, TEXAS
COMBINED BALANCE SHEET
AGENCY FUNDS
AS OF 6/30/2020**

<u>COMBINED TOTAL</u>		<u>PAYROLL CLEARING</u>	<u>FEE OFFICE</u>	<u>COMMUNITY SUPERVISION & CORRECTIONS</u>
ASSETS				
\$72,693,471.90	CASH AND INVESTMENTS	\$6,175,256.22	\$57,576,769.35	\$8,941,446.33
47,858.57	OTHER RECEIVABLES	47,858.57	0.00	0.00
62,468.89	FEE OFFICE RECEIVABLE	0.00	1,795.65	60,673.24
2,170.00	PREPAID EXPENSES & INVENTORY	0.00	0.00	2,170.00
<u>50,097,638.87</u>	RESTRICTED ASSETS	<u>0.00</u>	<u>50,097,638.87</u>	<u>0.00</u>
<u>\$122,903,608.23</u>	TOTAL ASSETS	<u>\$6,223,114.79</u>	<u>\$107,676,203.87</u>	<u>\$9,004,289.57</u>
LIABILITIES AND FUND BALANCE				
\$29,240.86	ACCOUNTS PAYABLE	\$0.00	\$24.00	\$29,216.86
<u>122,874,367.37</u>	OTHER LIABILITIES	<u>6,223,114.79</u>	<u>107,676,179.87</u>	<u>8,975,072.71</u>
<u>\$122,903,608.23</u>	TOTAL LIABILITIES AND FUND BALANCE	<u>\$6,223,114.79</u>	<u>\$107,676,203.87</u>	<u>\$9,004,289.57</u>

TARRANT COUNTY, TEXAS
NOTES TO COMBINED FINANCIAL STATEMENTS
FOR THE NINE (9) MONTHS ENDED 6/30/2020

I. SUMMARY OF SIGNIFICANT ACCOUNTING POLICIES:

Reporting Entity

The accompanying financial statements reflect the funds and accounts of the financial reporting entity Tarrant County, Texas (the "County"), as of June 2020 and for the nine months then ended. Other components of the County not included in the accompanying financial statements include, Tarrant County Hospital District, Tarrant County Mental Health and Mental Retardation Services, Tarrant County Industrial Development Corporation, Tarrant County Health Facilities Development Corporation, Tarrant County Cultural Education Facilities Finance Corporation, and Tarrant County Housing Financing Corporation. These components are technically a part of the "reporting entity" because of the budgetary oversight responsibility by the Commissioners' Court of Tarrant County. These components however are unrelated to the financial condition and results of operations of the County, and have been excluded from the accompanying financial statements. Separate financial statements of these entities are available upon request.

Revenue Recognition

Revenue is generally recognized on the modified accrual basis. Under this method of accounting, revenues are recognized when susceptible to accrual, i.e., both measurable and available. The primary revenue sources susceptible to accrual are property taxes, fines and fees due to fee offices which are recognized as unavailable revenue until cash is received. Other sources are generally not measurable until received in cash.

Expenditure Recognition

Expenditures are recorded when incurred. Expenditures for principal and interest on long-term debt are recorded when due. The accrual basis of accounting is utilized in the proprietary funds. Encumbrances are not included as expenditures.

Budget Basis Reporting

The budget is prepared utilizing a modified cash basis of accounting, with adjustments for encumbrances, as allowed by state statutes. Budget basis information is presented in the accompanying "Budgetary Information" section at a summary level. Budget information at the legal level of control is available upon request.

Investment Income Allocation

To maximize investment earnings on "idle" cash and cash equivalents, a "pooled cash" concept is utilized. Under this concept nearly all deposits are maintained in the same bank account and are invested on a daily basis. Generally, interest earnings are allocated to each fund based on the funds relative percentage of the total pool.

Pension Liability

The net pension liability was actuarially valued as of December 31, 2018. The net pension liability recorded in the Resource Connection is \$969,303. The amount for the governmental funds is \$342,755,010, which is reported in the comprehensive annual financial report.

OPEB Liability

The total OPEB liability was actuarially measured as of September 30, 2018. The total OPEB liability recorded in the Resource Connection is \$522,912. The amount for the governmental funds is \$163,192,088, which is reported in the comprehensive annual financial report.

TARRANT COUNTY, TEXAS
NOTES TO COMBINED FINANCIAL STATEMENTS
FOR THE NINE (9) MONTHS ENDED 6/30/2020

I. SUMMARY OF SIGNIFICANT ACCOUNTING POLICIES (CONT'D):

Compensated Absences

Accumulated unpaid vacation leave and vested sick pay have been recorded in the Enterprise Fund for the Resource Connection. An additional amount has been accrued for salary related payments associated with the payment of compensated absences. The amount of compensated absences for the remaining governmental funds is \$45,913,032 which is reported in the comprehensive annual financial report.

Deferred Outflows/Inflows of Resources

Deferred outflows of resources apply to future periods and so will not be recognized as an expense/ expenditure until then. Deferred inflows of resources apply to future periods and will be recognized as a revenue at that time.

Incurred but Not Reported

Included in the "Other Liabilities" of the Internal Service fund's Employee Benefits is \$4,000,000 of incurred but not reported medical and drug claims.

II. BASIS OF PRESENTATION:

The accounts of the County are organized and operated on the basis of funds, each of which is considered a separate accounting entity. Government resources are allocated to and accounted for in individual funds based on the purpose for which they are to be spent and the means by which spending activities are controlled.

Funds are classified into three categories: Governmental, Proprietary and Fiduciary. Each category is divided into separate fund types. The following fund types are used by the County.

Governmental Funds: Used to account for all or most of a government's general activity.

General Fund – used to account for the general operations of the County.

Road and Bridge Fund – used to account for the collection and expenditure of those monies designated to be spent for acquisition, construction and maintenance of county roads and bridges.

Debt Service Fund – used to account for accumulation of resources and for the payment of general long-term debt principal, interest, and related costs.

Capital Projects Funds – used to account for financial resources to be used for the acquisition and/or construction of facilities, equipment, software and infrastructure.

Grant Funds – used to account for the activities conducted under the many grant agreements between the County and various state and federal organizations.

CARES Act Fund – used to account for the direct funding and costs of the Coronavirus Aid, Relief and Economic Security Act.

Other Governmental Funds – used to account for specific revenue sources which are legally restricted to expenditures for specified purposes.

**TARRANT COUNTY, TEXAS
NOTES TO COMBINED FINANCIAL STATEMENTS
FOR THE NINE (9) MONTHS ENDED 6/30/2020**

Proprietary Funds: Used to account for operations that are financed in a manner similar to those in the private sector, where the determination of net income is appropriate for sound financial administration.

Enterprise Fund – used to account for operations that are financed and operated in a manner similar to private enterprise where the County’s intent is to provide goods or services to the public on a continuing basis financed primarily through user charges. The County operates two enterprise funds, the Resource Connection and Oil and Gas Royalty.

Internal Service Funds – used to account for the various self-insurance activities for the County.

II. BASIS OF PRESENTATION (CONT’D):

Fiduciary Funds: Used to account for assets held by the County in a trustee or agency capacity for others and therefore cannot be used to support the government’s own programs.

Payroll Clearing – used to account for deductions and matching contributions from employees paychecks to be remitted to third parties.

Fee Office funds – used to account for monies still in the custody of the fee officers. It includes tax collections on behalf of other taxing jurisdictions and restricted assets of court ordered trust funds administered by the County Clerk and District Clerk.

Community Supervision and Corrections – used to account for the State agency funds in the County depository.

III. NEGATIVE CASH BALANCES:

The following funds have negative cash balances at the balance sheet date. This occurs when expenditures exceed revenue collection. The General Fund has advanced money to these Funds thereby, allowing for continued operation of the related programs. These advances by the General Fund have been reflected in the accompanying combined balance sheet as Due from other funds. The advances also represent a loss of investment earnings to the General Fund and are not a reimbursable item by the grantor under reimbursing grant agreements.

Most negative cash balances arise in the County’s reimbursing grant programs. These programs require the payment of expenditures prior to the reimbursement by the grantor. These cash deficits have existed for years and do not create any major concerns. However, this information is helpful to the reader of the financial statements to provide a fuller understanding of the details of County operations.

<u>FUND</u>	<u>DEFICIT</u>
E0024 RYAN WHITE ENDING HIV EPIDEMIC	\$ 14,913.15
E0027 RYAN WHITE PART C - OUTPATIENT EIS PROGRAM	78,764.91
E0028 RYAN WHITE HIV/AIDS TREATMENT MODERNIZATION ACT PART A	332,412.95
E0032 RYAN WHITE PART B	116,803.60
E0040 RYAN WHITE HIV/AIDS PROGRAM PART A COVID-19 RESPONSE	2,880.00
E0042 RYAN WHITE HIV/AIDS PROGRAM PTD WICY COVID-19 RESPONSE	120.00
F0025 DHHS-RYAN WHITE TITLE IV PART D - WOMEN, INFANTS, CHILDREN	67,990.19
F0027 RYAN WHITE PART C - OUTPATIENT EIS PROGRAM	63,060.08
F0028 RYAN WHITE HIV/AIDS TREATMENT MODERNIZATION ACT PART A	130,498.20
F0031 HIV/STAT SERVICES	57,180.53
F0032 RYAN WHITE PART B	22,689.90
F0033 SURVEILLANCE	18,646.67

**TARRANT COUNTY, TEXAS
NOTES TO COMBINED FINANCIAL STATEMENTS
FOR THE NINE (9) MONTHS ENDED 6/30/2020**

III. NEGATIVE CASH BALANCES (CONT'D):

<u>FUND</u>	<u>DEFICIT</u>
F0034 INFECTIOUS DISEASE SURVEILLANCE AND EPIDEMIOLOGY	\$ 62,749.60
F0035 HIV PREVENTION	169,704.27
F0037 HIV/HOPWA	33,486.25
F0038 STD/HIV OPER	229,281.14
F0040 TDFPS-COMMUNITY YOUTH DEVELOPMENT - FY20	68,242.84
F0042 BIOTERRORISM PREPAREDNESS - LAB	30,201.67
F0043 CPS-PREPAREDNESS/HAZARDS (BIO TERRORISM)	167,501.39
F0044 DSHS-C.R.I - CITIES READINESS INITIATIVE	102,176.82
F0045 TB/PC-TB CONTROL & PREVENTION (CLINIC)	237,774.58
F0046 TUBERCULOSIS - PREVENTION AND CONTROL	142,998.70
F0051 IMMUNIZATIONS	172,064.77
F0058 DSHS - HEALTHY TEXAS BABIES	7,918.52
F0060 WIC CARD PARTICIPATION	426,099.72
F0062 ESSENTIAL HEALTH SERVICES OFFICE OF PUBLIC HEALTH PRACTICE	92,438.22
F0079 NACCHO-VECTOR CONTROL COLLABORATIVE	7,605.88
F0081 DSHS-NORTH TEXAS SYNDROMIC SURVEILLANCE PROGRAM	14,723.16
F0082 DSHS-CDC COVID-19 EMERGENCY RESPONSE	107,035.70
F0084 DSHS-CDC COVID-19	85,799.68
F0085 PRITZKER FAMILY FOUNDATION-PRITZKER COMMUNITY FELLOW	13,630.13
F0087 USCRI - REFUGEE MEDICAL SCREENING	45,789.35
F0093 NURSE FAMILY PARTNERSHIP GRANT	123,327.19
F0095 CDC-UNTHSC-TUBERCULOSIS EPIDEMIOLOGIC RESEARCH	446.05
G0008 CJD - FAMILY DRUG COURT	11,249.97
G0012 VETERANS COURT PROGRAM	29,721.43
G0018 CJD-REACHING INDEPENDENCE THROUGH SELF EMPOWERMENT (RISE)	29,570.02
G0065 VICTIMS ASSISTANCE GRANT-VOCA	24,902.89
G0081 VAWA - PROTECTIVE ORDER UNIT	35,427.71
G0082 CJD-BILINGUAL VICTIM ASSISTANCE COORDINATOR	18,594.20
G0084 D.I.R.E.C.T. PROGRAM	38,540.89
G0085 MENTAL HEALTH DIVERSION COURT PROGRAM	18,613.45
G0087 CJD-INTIMATE PARTNER-FAMILY VIOLENCE VICTIM ADVOCATES	56,426.54
H0001 COMMUNITY DEVELOPMENT SALARY ALLOCATION FUND	4,522.71
H0041 HOME ADMINISTRATIVE FUNDS	20,599.37
H0042 COMMUNITY DEVELOPMENT BLOCK GRANT ADMIN	1,060,760.57
H0061 HOUSING OPPORTUNITIES FOR PERSONS WITH AIDS (HOPWA)	1,270.50
H0071 EMERGENCY SHELTER PROGRAM	64,259.74
H0500 SUPPORTIVE HOUSING PROGRAM	345,043.31
L0013 OJP-DOJ-NIJ FORENSIC BACKLOG REDUCTION	11,728.01
L0017 OJP-DOJ-BJA TARRANT COUNTY STOP SCHOOL VIOLENCE PROJECT	6,845.29
M0008 CITY OF FORT WORTH-JAG (MENTAL HEALTH LIAISON)	26,754.37
M0014 ACCESS AND VISITATION GRANT	10,374.50
M0022 AUTO THEFT TASK FORCE	182,673.26
M0040 HOMELAND SECURITY GRANT PROGRAM	102,320.18
M0044 TXDOT COURTESY PATROL PROGRAM	658,224.06
M0046 INTERNET CRIMES AGAINST CHILDREN	872.25
M0048 BILINGUAL VICTIMS ASSISTANCE COORDINATOR	3,247.63
M0058 TC 9-1-1 DISTRICT - PUBLIC SAFETY ANSWERING POINTS	33,192.09
M0061 TVC-VETERAN'S TREATMENT COURT	22,056.52
M0066 TXDOT-TRAFFIC SAFETY FOR EXPANSION OF THE DWI NO REFUSAL	9,320.00
M0085 HHS-SUBSTANCE ABUSE AND MENTAL HEALTH SERVICES (SAMSHA)	58,887.11
M0086 TJCMH-MENTAL HEALTH DIVERSION PROGRAM	12,045.42
M0087 GENERATOR FOR SHERIFF SUB STATION PROJECT	100,325.57
M0089 TC HISTORICAL PRESERVATION PLAN	52,140.00
M0090 USDA-NCRS-TARRANT COUNTY RESOURCE CONNECTION RAINWATER	2,265.19
M0093 INTERNET CRIMES AGAINST CHILDREN	3,590.00
P0011 STATE FINANCIAL ASSISTANCE FUND (BPS)	181,579.76
P0014 TJPC-STATE AID - JUVENILE SUPPLEMENTAL PAY	270,316.87

**TARRANT COUNTY, TEXAS
NOTES TO COMBINED FINANCIAL STATEMENTS
FOR THE NINE (9) MONTHS ENDED 6/30/2020**

III. NEGATIVE CASH BALANCES (CONT'D):

<u>FUND</u>	<u>DEFICIT</u>
P0016 TJJ-D-SPECIAL NEEDS DIVERSIONARY PROGRAM	\$ 33,506.08
P0026 REGIONAL DIVERSION ALTERNATIVES PROGRAM FY20 (REIMBURSEMENT)	46,732.81
P0027 TJPC-JJAEP	880,138.87
R0012 SECTION 8 - FY 2018 MAINSTREAM VOUCHER PROGRAM	23,176.98
R0013 HUD-SECTION 8 FUND BALANCE	468,883.41
R0017 HUD-VASH - VETERANS AFFAIRS SUPPORTIVE HOUSING VOUCHERS	965,163.75
R0025 FAMILY SELF SUFFICIENCY - CY20	191,727.53
R0032 SHELTER PLUS CARE	17,268.36
T0048 BIOSENSE REDESIGN PROJECT APC - INTERIM	46,987.02
SUB-TOTAL GRANTS	9,428,802.00
G1100 8TH ADMINISTRATIVE JUDICIAL REGION	14,421.31
T3100 TC EMERGENCY SERVICE DISTRICT #1	11,114.08
T8000 EMERGENCY RESPONSE	4,919,387.68
TOTAL	\$ 14,373,725.07

IV. INVESTMENTS:

All investment securities are purchased on the basis of "Delivery vs. Payment" and are held at JPMorgan Chase Bank – New York by the Safekeeping Department in a segregated account in the name of Tarrant County. "Delivery vs. Payment" means that the County's money is not released until the securities are delivered to the Safekeeping Department.

All securities held and transactions executed during the period conform to the requirements of the Government Code Section 2256, The Public Funds Investment Act, and the Tarrant County Investment Policy, as adopted by the Commissioners Court on November 19, 2019.

<u>DESCRIPTION/ COUPON RATE</u>	<u>PAR</u>	<u>PURCHASE DATE</u>	<u>MATURITY DATE</u>	<u>YIELD TO MATURITY</u>	<u>CARRYING VALUE</u>
FHLMC 1.625% non callable	\$ 3,000,000	10/30/19	09/29/20	1.600%	\$ 3,024,388
FHLMC 1.875% non callable	3,000,000	10/30/19	11/17/20	1.615%	3,026,379
Total Securities					6,050,767
				Average Rate	
JPMorgan Chase Savings				0.20%	182,233,954
JPMorgan Chase Savings II				0.20%	32,213,849
JPMorgan Chase Checking				0.20%	266,739,751
Lone Star Investment Pool				0.19%	76,035,971
Texas CLASS Investment Pool				0.31%	13,400,916
TexStar Investment Pool				0.20%	59,910,480
TexPool Investment Pool				0.22%	77,697,967
TOTAL INVESTMENTS					\$ 714,283,655

TARRANT COUNTY, TEXAS
NOTES TO COMBINED FINANCIAL STATEMENTS
FOR THE NINE (9) MONTHS ENDED 6/30/2020

IV. INVESTMENTS (CONT'D):

The County's US Agency Obligations of \$6,050,767 are valued using quoted prices for similar assets in markets that are not active. The carrying value of the securities listed above has been increased by \$28,402 to reflect the current market value at June 30, 2020. The recorded position of the pools for Lone Star, Texas CLASS and TexPool are measured at amortized cost as these pools meet the requirements of GASB Statement No. 79. The recorded position of the pool for TexStar is measured at net asset value and is designed to approximate the share value.

V. CAPITAL ASSETS:

A summary of the Governmental Funds' capital assets follows:

	<u>Balance</u> <u>October 1, 2019</u>	<u>Additions</u>	<u>Disposals/ Adjustments</u>	<u>Balance</u> <u>June 30, 2020</u>
Land and land improvements	\$ 66,581,670.00	\$ -	\$ -	\$ 66,581,670.00
Construction in progress	2,925,675.05	2,574,176.10	(26,815.51)	5,473,035.64
Software in development	24,674,252.80	2,941,920.82	(64,056.64)	27,552,116.98
Buildings and improvements	507,577,944.99	310,718.47	26,815.51	507,915,478.97
Furnishings and equipment	94,214,117.56	8,806,045.67	(5,415,382.13)	97,604,781.10
Software	50,328,157.69	106,121.25	129,056.64	50,563,335.58
Infrastructure	130,557,532.46	-	-	130,557,532.46
	<u>\$ 876,859,350.55</u>	<u>\$ 14,738,982.31</u>	<u>\$ (5,350,382.13)</u>	<u>\$ 886,247,950.73</u>

VI. SCHEDULE OF OUTSTANDING BONDED DEBT:

	<u>AMOUNT</u>	<u>INTEREST RATES</u>
2010 - Limited Tax Refunding & Improvement Bonds	\$ 7,690,000	5.00%
2013 - Limited Tax Refunding & Improvement Bonds	47,120,000	5.00%
2015 - Limited Tax Refunding & Improvement Bonds	61,895,000	3.00% to 5.00%
2015A - Limited Tax Refunding & Improvement Bonds	55,095,000	1.97%
2016 - Limited Tax Refunding Bonds	58,855,000	1.48%
2017 - Limited Tax Refunding Bonds	35,720,000	2.13%
Total Outstanding Bonded Debt	<u>\$ 266,375,000</u>	

Arbitrage provisions of the Internal Revenue Tax Act of 1986 require the County to rebate excess arbitrage earnings from bond proceeds to the federal government. This amount was estimated to be \$0 as of September 30, 2019.

**TARRANT COUNTY, TEXAS
 NOTES TO COMBINED FINANCIAL STATEMENTS
 FOR THE NINE (9) MONTHS ENDED 6/30/2020**

VII. FEE OFFICE FINANCIAL STATUS:

These financial statements reflect financial balances as of the date indicated below for the fee offices of the County:

<u>OFFICE</u>	<u>AS OF</u>	<u>OFFICE</u>	<u>AS OF</u>
Tax Assessor/Collector	May 31, 2020	Child Support	May 31, 2020
County Clerk	May 31, 2020	Child Support – Trust	May 31, 2020
Sheriff	May 31, 2020	Justice of Peace 1	May 31, 2020
Constable 1	May 31, 2020	Justice of Peace 2	May 31, 2020
Constable 2	May 31, 2020	Justice of Peace 3	May 31, 2020
Constable 3	May 31, 2020	Justice of Peace 4	May 31, 2020
Constable 4	May 31, 2020	Justice of Peace 5	May 31, 2020
Constable 5	May 31, 2020	Justice of Peace 6	May 31, 2020
Constable 6	May 31, 2020	Justice of Peace 7	May 31, 2020
Constable 7	May 31, 2020	Justice of Peace 8	May 31, 2020
Constable 8	May 31, 2020	Community Supervision & Corrections	May 31, 2020
District Attorney	May 31, 2020	Domestic Relations	May 31, 2020
District Clerk	May 31, 2020		
Public Probate Administrator	June 30, 2020		

VIII. CONTINGENCIES:

The County is self-insured for workers' compensation, automobile bodily injury and property damage, comprehensive general liability and all self-insured retentions for existing policies. At June 30, 2020, \$9,024,873 has been accrued, based on an actuarial assessment, to provide for potential losses resulting from pending or threatened litigation, asserted claims and claims incurred but not reported.



**TARRANT COUNTY, TEXAS
CAPITAL PROJECT FUNDS
FUND DESCRIPTIONS**

FUND 45100 - NON-DEBT CAPITAL FUND

This fund was established to account for capital acquisitions funded from County auction proceeds, operating transfers from general fund, gas signing bonuses and gas royalties.

FUND 47600 – 2006 BOND ELECTION FUND

This fund was established to account for the expenditure of the proceeds of General Obligation Bonds issued to fund capital acquisitions originally approved by the voters.

FUND 47700 – 2006 BOND ELECTION-TRANSPORTATION FUND

This fund was established to account for the expenditure of the proceeds of General Obligation Bonds issued to fund transportation projects originally approved by the voters.

**TARRANT COUNTY, TEXAS
COMBINING BALANCE SHEET
CAPITAL PROJECTS FUNDS
AS OF 6/30/2020**

<u>COMBINED TOTAL</u>		<u>NON-DEBT CAPITAL</u>	<u>2006 BOND ELECTION</u>	<u>2006 BOND ELECTION TRANSPORTATION</u>
ASSETS				
\$149,555,909.52	CASH AND INVESTMENTS	\$67,654,437.45	\$36,236,546.38	\$45,664,925.69
<u>606,576.89</u>	ADVANCE TO ENTERPRISE FUND	<u>606,576.89</u>	<u>0.00</u>	<u>0.00</u>
<u>\$150,162,486.41</u>	TOTAL ASSETS	<u>\$68,261,014.34</u>	<u>\$36,236,546.38</u>	<u>\$45,664,925.69</u>
LIABILITIES AND FUND BALANCES				
LIABILITIES:				
\$1,269,318.81	ACCOUNTS PAYABLE	\$891,596.91	\$377,721.90	\$0.00
<u>12,597.59</u>	OTHER LIABILITIES	<u>12,597.59</u>	<u>0.00</u>	<u>0.00</u>
1,281,916.40	TOTAL LIABILITIES	904,194.50	377,721.90	0.00
FUND BALANCES:				
<u>148,880,570.01</u>	FUND BALANCES	<u>67,356,819.84</u>	<u>35,858,824.48</u>	<u>45,664,925.69</u>
<u>\$150,162,486.41</u>	TOTAL LIABILITIES AND FUND BALANCES	<u>\$68,261,014.34</u>	<u>\$36,236,546.38</u>	<u>\$45,664,925.69</u>

TARRANT COUNTY, TEXAS
COMBINING STATEMENT OF REVENUES AND EXPENDITURES
AND CHANGES IN FUND BALANCE
CAPITAL PROJECTS FUNDS
FOR THE NINE (9) MONTHS ENDED 6/30/2020

<u>COMBINED TOTAL</u>		<u>NON-DEBT CAPITAL</u>	<u>2006 BOND ELECTION</u>	<u>2006 BOND ELECTION TRANSPORTATION</u>
REVENUES:				
\$1,247,122.05	INVESTMENT INCOME	\$540,220.66	\$325,372.14	\$381,529.25
<u>122,885.42</u>	MISCELLANEOUS	<u>122,885.42</u>	<u>0.00</u>	<u>0.00</u>
1,370,007.47	TOTAL REVENUES	663,106.08	325,372.14	381,529.25
EXPENDITURES:				
<u>24,010,123.82</u>	CAPITAL/CONSTRUCTION	<u>20,140,971.77</u>	<u>3,674,999.30</u>	<u>194,152.75</u>
<u>24,010,123.82</u>	TOTAL EXPENDITURES	<u>20,140,971.77</u>	<u>3,674,999.30</u>	<u>194,152.75</u>
(22,640,116.35)	EXCESS (DEFICIT) OF REVENUES OVER EXPENDITURES	(19,477,865.69)	(3,349,627.16)	187,376.50
OTHER FINANCING SOURCES (USES):				
<u>27,602,320.50</u>	OPERATING TRANSFERS IN	<u>27,602,320.50</u>	<u>0.00</u>	<u>0.00</u>
4,962,204.15	EXCESS (DEFICIT) OF REVENUES AND OPERATING TRANSFERS OVER EXPENDITURES	8,124,454.81	(3,349,627.16)	187,376.50
FUND BALANCE (DEFICIT):				
<u>143,918,365.86</u>	BEGINNING OF PERIOD	<u>59,232,365.03</u>	<u>39,208,451.64</u>	<u>45,477,549.19</u>
<u>\$148,880,570.01</u>	END OF PERIOD	<u>\$67,356,819.84</u>	<u>\$35,858,824.48</u>	<u>\$45,664,925.69</u>



**TARRANT COUNTY, TEXAS
OTHER GOVERNMENTAL FUNDS
FUND DESCRIPTION**

FUND 24100 - LAW LIBRARY FUND

This fund was established, pursuant to State statutes, to account for the collection and expenditure of monies collected in civil cases supporting the Tarrant County Law Library.

FUND 25100 - VEHICLE INVENTORY TAX FUND

This fund was established, pursuant to State statutes, to account for any interest earnings generated from the vehicle inventory tax, which the collector shall retain to defray the cost of collecting this tax. The Tax Assessor has discretion over the use of this fund.

RECORDS PRESERVATION AND TECHNOLOGY FUNDS

These funds were established, pursuant to State statutes, to account for the collection and expenditure of monies collected for the preservation and automation of County records. These funds are further described on page 27.

FUND 24200 - EDUCATION FUND

This fund was established, pursuant to State statutes, to account for the collection and expenditure of monies collected to provide for the continuing education of those officials and employees associated with the probate courts and certain law enforcement offices.

FUND T0400 - PUBLIC HEALTH FUND

The Tarrant County Hospital District provides funding for the operation of the Tarrant County Health Department in an effort to aggregate the cost of health service to Tarrant County residents. This funding arrangement began in 1999. These costs were previously paid from the County's General fund. This fund also includes the Medicaid 1115 Waiver, this waiver is to enhance access to health care, increase the quality of care, improve the cost-effectiveness of care provided and better serve the health of the patients and their families.

FUND 22300 - CONSUMER HEALTH FUND

This fund was established, pursuant to State statutes, to account for the collection of food permit fees and expenditures incurred in connection with issuing permits and conducting inspections.

COURT DESIGNATED FUNDS

These funds were established to account for the collection and expenditures of court ordered fees, pursuant to State statutes. These funds are further described on page 33.

FUNDS (D6200-D8700) - DISTRICT ATTORNEY CONTRACTS

These funds are used to account for monies collected by the District Attorney which are used in the investigation of criminal activities. These monies consist primarily of fees for bad checks and forfeited monies resulting from narcotics related convictions.

FUNDS (S4300-S9700) – SHERIFF CONTRACTS

These funds are used to account for monies collected by activities in the Sheriff Department. These activities include fees from operation of the jail commissary which are used for the benefit of the jail inmates. Some of these funds are the custody of the Sheriff. Monies are also collected from forfeitures resulting from narcotics related activities.

FUNDS (G1100,T0500-T9900) – MISCELLANEOUS CONTRACTS

These funds are used to account for monies received by Tarrant County as contributions for specified purposes.

TARRANT COUNTY, TEXAS
COMBINING BALANCE SHEET
OTHER GOVERNMENTAL FUNDS
AS OF 6/30/2020


<u>COMBINED TOTAL</u>		<u>LAW LIBRARY</u>	<u>VEHICLE INVENTORY TAX</u>	<u>RECORDS PRESERVATION & TECHNOLOGY FUNDS</u>	<u>EDUCATION</u>
ASSETS					
\$78,152,054.85	CASH AND INVESTMENTS	\$1,215,463.76	\$1,330,877.05	\$21,936,665.02	\$285,884.28
168,862.89	OTHER RECEIVABLES	6,689.00	0.00	72,622.79	240.00
169,100.99	PREPAID EXPENSES AND INVENTORY	167.12	0.00	5,848.19	0.00
<u>\$78,490,018.73</u>	TOTAL ASSETS	<u>\$1,222,319.88</u>	<u>\$1,330,877.05</u>	<u>\$22,015,136.00</u>	<u>\$286,124.28</u>
LIABILITIES AND FUND BALANCES					
LIABILITIES:					
\$2,277,225.40	ACCOUNTS PAYABLE	\$858.56	\$159.99	\$18,721.03	\$1,205.00
2,149,400.73	OTHER LIABILITIES	18,341.13	3,411.09	124,092.19	0.00
4,944,923.07	DUE TO OTHER FUNDS	0.00	0.00	0.00	0.00
352,864.65	UNEARNED REVENUE	0.00	0.00	0.00	0.00
<u>9,724,413.85</u>	TOTAL LIABILITIES	<u>19,199.69</u>	<u>3,571.08</u>	<u>142,813.22</u>	<u>1,205.00</u>
DEFERRED INFLOWS OF RESOURCES					
<u>0.00</u>	UNAVAILABLE REVENUE - OTHER	<u>0.00</u>	<u>0.00</u>	<u>0.00</u>	<u>0.00</u>
<u>0.00</u>	TOTAL DEFERRED INFLOWS OF RESOURCES	<u>0.00</u>	<u>0.00</u>	<u>0.00</u>	<u>0.00</u>
FUND BALANCES:					
<u>68,765,604.88</u>	FUND BALANCES	<u>1,203,120.19</u>	<u>1,327,305.97</u>	<u>21,872,322.78</u>	<u>284,919.28</u>
<u>\$78,490,018.73</u>	TOTAL LIABILITIES AND FUND BALANCES	<u>\$1,222,319.88</u>	<u>\$1,330,877.05</u>	<u>\$22,015,136.00</u>	<u>\$286,124.28</u>

<u>PUBLIC HEALTH</u>	<u>CONSUMER HEALTH</u>	<u>COURT DESIGNATED FUNDS</u>	<u>DISTRICT ATTORNEY CONTRACTS</u>	<u>SHERIFF CONTRACTS</u>	<u>MISCELLANEOUS CONTRACTS</u>
\$27,552,773.12	\$446,102.84	\$2,481,269.82	\$3,046,494.46	\$4,798,140.73	\$15,058,383.77
0.00	0.00	4,936.26	0.00	0.00	84,374.84
15,498.61	0.00	0.00	0.00	147,587.07	0.00
<u>\$27,568,271.73</u>	<u>\$446,102.84</u>	<u>\$2,486,206.08</u>	<u>\$3,046,494.46</u>	<u>\$4,945,727.80</u>	<u>\$15,142,758.61</u>
\$60,028.54	\$1,042.38	\$0.00	\$31,937.11	\$52,822.59	\$2,110,450.20
529,911.22	40,043.79	11,492.87	1,177,702.98	52,179.85	192,225.61
0.00	0.00	0.00	0.00	0.00	4,944,923.07
0.00	0.00	0.00	0.00	0.00	352,864.65
<u>589,939.76</u>	<u>41,086.17</u>	<u>11,492.87</u>	<u>1,209,640.09</u>	<u>105,002.44</u>	<u>7,600,463.53</u>
0.00	0.00	0.00	0.00	0.00	0.00
0.00	0.00	0.00	0.00	0.00	0.00
<u>26,978,331.97</u>	<u>405,016.67</u>	<u>2,474,713.21</u>	<u>1,836,854.37</u>	<u>4,840,725.36</u>	<u>7,542,295.08</u>
<u>\$27,568,271.73</u>	<u>\$446,102.84</u>	<u>\$2,486,206.08</u>	<u>\$3,046,494.46</u>	<u>\$4,945,727.80</u>	<u>\$15,142,758.61</u>

TARRANT COUNTY, TEXAS
COMBINING STATEMENT OF REVENUES AND EXPENDITURES
AND CHANGES IN FUND BALANCE
OTHER GOVERNMENTAL FUNDS
FOR THE NINE (9) MONTHS ENDED 6/30/2020

<u>COMBINED TOTAL</u>		<u>LAW LIBRARY</u>	<u>VEHICLE INVENTORY TAX</u>	<u>RECORDS PRESERVATION & TECHNOLOGY FUNDS</u>	<u>EDUCATION</u>
	REVENUES:				
\$3,500.00	TAXES & LICENSES	\$0.00	\$0.00	\$0.00	\$0.00
15,188,147.16	FEES OF OFFICE	952,101.70	0.00	4,269,978.19	19,275.00
12,338,181.23	INTERGOVERNMENTAL	0.00	0.00	0.00	86,181.29
592,066.62	INVESTMENT INCOME	10,604.12	11,514.17	172,954.19	0.00
<u>3,665,344.53</u>	MISCELLANEOUS	<u>21,803.05</u>	<u>41.78</u>	<u>3,188.41</u>	<u>0.00</u>
31,787,239.54	TOTAL REVENUES	984,508.87	11,555.95	4,446,120.79	105,456.29
	EXPENDITURES:				
	CURRENT:				
8,366,668.71	GENERAL GOVERNMENT	0.00	66,714.00	1,754,300.79	0.00
4,411,877.07	PUBLIC SAFETY	0.00	0.00	0.00	14,574.61
2,002,868.14	JUDICIAL	116,303.79	0.00	666,542.17	7,685.08
20,199,155.98	COMMUNITY SERVICES	811,775.15	0.00	0.00	0.00
720.11	TRANSPORTATION	0.00	0.00	0.00	0.00
<u>1,836,900.48</u>	CAPITAL/CONSTRUCTION	<u>5,547.29</u>	<u>11,948.28</u>	<u>237,639.17</u>	<u>0.00</u>
<u>36,818,190.49</u>	TOTAL EXPENDITURES	<u>933,626.23</u>	<u>78,662.28</u>	<u>2,658,482.13</u>	<u>22,259.69</u>
(5,030,950.95)	EXCESS (DEFICIT) OF REVENUES OVER EXPENDITURES	50,882.64	(67,106.33)	1,787,638.66	83,196.60
	OTHER FINANCING SOURCES (USES):				
2,137,104.71	OPERATING TRANSFERS IN	0.00	0.00	0.00	0.00
<u>(996,064.16)</u>	OPERATING TRANSFERS OUT	<u>0.00</u>	<u>0.00</u>	<u>0.00</u>	<u>0.00</u>
(3,889,910.40)	EXCESS (DEFICIT) OF REVENUES AND OPERATING TRANSFERS OVER EXPENDITURES	50,882.64	(67,106.33)	1,787,638.66	83,196.60
	FUND BALANCES:				
<u>72,655,515.28</u>	BEGINNING OF PERIOD	<u>1,152,237.55</u>	<u>1,394,412.30</u>	<u>20,084,684.12</u>	<u>201,722.68</u>
<u>\$68,765,604.88</u>	END OF PERIOD	<u>\$1,203,120.19</u>	<u>\$1,327,305.97</u>	<u>\$21,872,322.78</u>	<u>\$284,919.28</u>

<u>PUBLIC HEALTH</u>	<u>CONSUMER HEALTH</u>	<u>COURT DESIGNATED FUNDS</u>	<u>DISTRICT ATTORNEY CONTRACTS</u>	<u>SHERIFF CONTRACTS</u>	<u>MISCELLANEOUS CONTRACTS</u>
\$0.00	\$0.00	\$0.00	\$0.00	\$0.00	\$3,500.00
756,912.77	805,554.00	1,160,887.32	5,895.13	0.00	7,217,543.05
11,016,638.07	0.00	80,000.00	0.00	0.00	1,155,361.87
229,545.42	3,776.36	19,044.17	14,556.78	40,264.33	89,807.08
9,082.16	0.00	0.00	474,763.00	2,168,277.59	988,188.54
<u>12,012,178.42</u>	<u>809,330.36</u>	<u>1,259,931.49</u>	<u>495,214.91</u>	<u>2,208,541.92</u>	<u>9,454,400.54</u>
74,959.01	0.00	110,000.00	0.00	0.00	6,360,694.91
0.00	0.00	58,464.20	0.00	2,155,127.56	2,183,710.70
0.00	0.00	319,861.87	217,524.26	0.00	674,950.97
13,021,318.70	842,405.53	0.00	0.00	0.00	5,523,656.60
0.00	0.00	0.00	0.00	0.00	720.11
53,799.21	0.00	0.00	62,926.60	394,379.36	1,070,660.57
<u>13,150,076.92</u>	<u>842,405.53</u>	<u>488,326.07</u>	<u>280,450.86</u>	<u>2,549,506.92</u>	<u>15,814,393.86</u>
(1,137,898.50)	(33,075.17)	771,605.42	214,764.05	(340,965.00)	(6,359,993.32)
549,000.00	0.00	0.00	0.00	0.00	1,588,104.71
<u>(549,000.00)</u>	<u>0.00</u>	<u>(447,064.16)</u>	<u>0.00</u>	<u>0.00</u>	<u>0.00</u>
(1,137,898.50)	(33,075.17)	324,541.26	214,764.05	(340,965.00)	(4,771,888.61)
<u>28,116,230.47</u>	<u>438,091.84</u>	<u>2,150,171.95</u>	<u>1,622,090.32</u>	<u>5,181,690.36</u>	<u>12,314,183.69</u>
<u>\$26,978,331.97</u>	<u>\$405,016.67</u>	<u>\$2,474,713.21</u>	<u>\$1,836,854.37</u>	<u>\$4,840,725.36</u>	<u>\$7,542,295.08</u>



**TARRANT COUNTY, TEXAS
RECORDS PRESERVATION AND TECHNOLOGY FUNDS
FUND DESCRIPTION**

FUND 21100 - RECORDS PRESERVATION & AUTOMATION FUND - FILINGS

This fund was established, pursuant to State statutes, to account for the collection and expenditure of monies collected from filing fees to allow for the preservation and automation of County records. The County Clerk has discretion over the use of this fund.

FUND 21200 - RECORDS PRESERVATION & AUTOMATION FUND - CONVICTIONS

This fund was established, pursuant to State statutes, to account for the collection and expenditure of monies collected in court for the preservation and automation of County records.

FUND 21300 - RECORDS PRESERVATION & RESTORATION FUND

This fund was established, pursuant to State statutes, to account for the collection and expenditure of monies collected from filing fees for the preservation and restoration of County records.

FUND 21400 - COURT RECORD PRESERVATION FUND

This fund was established, pursuant to State statutes, to account for the collection and expenditure of monies collected from filing fees for the preservation and restoration of County records.

FUND 21500 – DISTRICT COURT RECORDS TECHNOLOGY (ARCHIVE) FUND

This fund was established, pursuant to State statutes, to account for the collection and expenditure of monies collected from filing fees for the preservation and restoration of district court records archives.

FUND 21600 – DISTRICT CLERK RECORDS MANAGEMENT AND PRESERVATION FUND

This fund was established, pursuant to State statutes, to account for the collection and expenditure of monies collected from filing fees for the records management and preservation services by the court clerk.

FUND 22700 – JUSTICE COURT TECHNOLOGY FUND

This fund was established, pursuant to State statutes, to account for the collection and expenditure of monies to provide for technology in the justice of the peace courts.

FUND 23300 – COUNTY AND DISTRICT COURT TECHNOLOGY FUND

This fund was established, pursuant to State statutes, to account for the collection and expenditure of monies to provide for county and district court technology.

TARRANT COUNTY, TEXAS
COMBINING BALANCE SHEET
RECORD PRESERVATION AND TECHNOLOGY FUNDS
AS OF 6/30/2020


<u>COMBINED TOTAL</u>		<u>RECORDS PRESERVATION & AUTOMATION -FILINGS</u>	<u>RECORDS PRESERVATION & AUTOMATION -CONVICTIONS</u>	<u>RECORDS PRESERVATION & RESTORATION</u>
ASSETS				
\$21,936,665.02	CASH AND INVESTMENTS	\$8,910,087.10	\$882,192.10	\$10,228,921.03
72,622.79	OTHER RECEIVABLES	37,055.00	1,824.98	30,654.00
<u>5,848.19</u>	PREPAID EXPENSES AND INVENTORY	<u>0.00</u>	<u>0.00</u>	<u>5,848.19</u>
<u>\$22,015,136.00</u>	TOTAL ASSETS	<u>\$8,947,142.10</u>	<u>\$884,017.08</u>	<u>\$10,265,423.22</u>
LIABILITIES AND FUND BALANCES				
LIABILITIES:				
\$18,721.03	ACCOUNTS PAYABLE	\$4,952.74	\$13,765.23	\$3.06
<u>124,092.19</u>	OTHER LIABILITIES	<u>52,365.31</u>	<u>19,541.05</u>	<u>20,653.90</u>
142,813.22	TOTAL LIABILITIES	57,318.05	33,306.28	20,656.96
FUND BALANCES:				
<u>21,872,322.78</u>	FUND BALANCES	<u>8,889,824.05</u>	<u>850,710.80</u>	<u>10,244,766.26</u>
<u>\$22,015,136.00</u>	TOTAL LIABILITIES AND FUND BALANCES	<u>\$8,947,142.10</u>	<u>\$884,017.08</u>	<u>\$10,265,423.22</u>

<u>COURT RECORD PRESERVATION</u>	<u>DISTRICT COURT RECORDS TECHNOLOGY (ARCHIVE)</u>	<u>DISTRICT CLERK RECORDS MANAGEMENT & PRESERVATION</u>	<u>JUSTICE COURT TECHNOLOGY FUND</u>	<u>COUNTY AND DISTRICT COURT TECHNOLOGY FUND</u>
\$1,219,935.59	\$306,025.80	\$8,422.66	\$211,436.73	\$169,644.01
1,932.00	1,095.00	25.00	0.00	36.81
<u>0.00</u>	<u>0.00</u>	<u>0.00</u>	<u>0.00</u>	<u>0.00</u>
<u>\$1,221,867.59</u>	<u>\$307,120.80</u>	<u>\$8,447.66</u>	<u>\$211,436.73</u>	<u>\$169,680.82</u>
\$0.00	\$0.00	\$0.00	\$0.00	\$0.00
<u>13,210.90</u>	<u>18,321.03</u>	<u>0.00</u>	<u>0.00</u>	<u>0.00</u>
13,210.90	18,321.03	0.00	0.00	0.00
<u>1,208,656.69</u>	<u>288,799.77</u>	<u>8,447.66</u>	<u>211,436.73</u>	<u>169,680.82</u>
<u>\$1,221,867.59</u>	<u>\$307,120.80</u>	<u>\$8,447.66</u>	<u>\$211,436.73</u>	<u>\$169,680.82</u>

TARRANT COUNTY, TEXAS
COMBINING STATEMENT OF REVENUES AND EXPENDITURES
AND CHANGES IN FUND BALANCE
RECORDS PRESERVATION AND TECHNOLOGY FUNDS
FOR THE NINE (9) MONTHS ENDED 6/30/2020

<u>COMBINED TOTAL</u>		<u>RECORDS PRESERVATION & AUTOMATION -FILINGS</u>	<u>RECORDS PRESERVATION & AUTOMATION -CONVICTIONS</u>	<u>RECORDS PRESERVATION RESTORATION</u>
	REVENUES:			
\$4,269,978.19	FEES OF OFFICE	\$1,834,250.76	\$393,096.69	\$1,479,786.00
172,954.19	INVESTMENT INCOME	68,829.89	7,706.83	79,560.87
<u>3,188.41</u>	MISCELLANEOUS	<u>470.74</u>	<u>1,547.85</u>	<u>0.00</u>
4,446,120.79	TOTAL REVENUES	1,903,551.39	402,351.37	1,559,346.87
	EXPENDITURES:			
	CURRENT:			
1,754,300.79	GENERAL GOVERNMENT	859,033.38	386,594.17	508,673.24
666,542.17	JUDICIAL	2,862.23	0.00	0.00
<u>237,639.17</u>	CAPITAL/CONSTRUCTION	<u>92,931.86</u>	<u>76,993.23</u>	<u>0.00</u>
<u>2,658,482.13</u>	TOTAL EXPENDITURES	<u>954,827.47</u>	<u>463,587.40</u>	<u>508,673.24</u>
1,787,638.66	EXCESS (DEFICIT) OF REVENUES OVER EXPENDITURES	948,723.92	(61,236.03)	1,050,673.63
	OTHER FINANCING SOURCES (USES):			
<u>0.00</u>	OPERATING TRANSFERS OUT	<u>0.00</u>	<u>0.00</u>	<u>0.00</u>
1,787,638.66	EXCESS (DEFICIT) OF REVENUES AND OPERATING TRANSFERS OVER EXPENDITURES	948,723.92	(61,236.03)	1,050,673.63
	FUND BALANCES:			
<u>20,084,684.12</u>	BEGINNING OF PERIOD	<u>7,941,100.13</u>	<u>911,946.83</u>	<u>9,194,092.63</u>
<u>\$21,872,322.78</u>	END OF PERIOD	<u>\$8,889,824.05</u>	<u>\$850,710.80</u>	<u>\$10,244,766.26</u>

<u>COURT RECORD PRESERVATION</u>	<u>DISTRICT COURT RECORDS TECHNOLOGY (ARCHIVE)</u>	<u>DISTRICT CLERK RECORDS MANAGEMENT & PRESERVATION</u>	<u>JUSTICE COURT TECHNOLOGY FUND</u>	<u>COUNTY AND DISTRICT COURT TECHNOLOGY FUND</u>
\$293,740.81	\$215,735.51	\$8,435.58	\$20,491.64	\$24,441.20
10,117.54	3,521.87	12.08	1,798.66	1,406.45
<u>1,044.36</u>	<u>0.00</u>	<u>0.00</u>	<u>125.46</u>	<u>0.00</u>
304,902.71	219,257.38	8,447.66	22,415.76	25,847.65
0.00	0.00	0.00	0.00	0.00
268,102.19	395,577.75	0.00	0.00	0.00
<u>16,152.75</u>	<u>0.00</u>	<u>0.00</u>	<u>19,586.86</u>	<u>31,974.47</u>
<u>284,254.94</u>	<u>395,577.75</u>	<u>0.00</u>	<u>19,586.86</u>	<u>31,974.47</u>
20,647.77	(176,320.37)	8,447.66	2,828.90	(6,126.82)
<u>0.00</u>	<u>0.00</u>	<u>0.00</u>	<u>0.00</u>	<u>0.00</u>
20,647.77	(176,320.37)	8,447.66	2,828.90	(6,126.82)
<u>1,188,008.92</u>	<u>465,120.14</u>	<u>0.00</u>	<u>208,607.83</u>	<u>175,807.64</u>
<u>\$1,208,656.69</u>	<u>\$288,799.77</u>	<u>\$8,447.66</u>	<u>\$211,436.73</u>	<u>\$169,680.82</u>



**TARRANT COUNTY, TEXAS
COURT DESIGNATED FUNDS
FUND DESCRIPTION**

FUND 22100 - COURTHOUSE SECURITY FUND

This fund was established, pursuant to State statutes, to account for the collection of Courthouse security fees assessed in court cases. Revenue is subsequently transferred to the general fund where expenditures for Courthouse security are recorded.

FUND 22400 – JUVENILE DELINQUENCY PREVENTION FUND

This fund was established, pursuant to State statutes, to account for the collection of a fee related to graffiti court cases. The revenues in this fund are to be used to repair damages, provide educational and intervention programs, and provide rewards to the public for aiding in the apprehension and prosecution of offenders who commit graffiti offenses.

FUND 22500 - ALTERNATIVE DISPUTE RESOLUTION SYSTEM (ADRS)

This fund was established, pursuant to State statutes, to account for an alternative dispute resolution system for the peaceable and expeditious resolution of citizen disputes.

FUND 22600 – PROBATE CONTRIBUTIONS FUND

This fund was established, pursuant to State statutes, to account for the collection of a fee under Section 51.704. The revenues in this fund are to be used for court-related purposes for the support of the statutory probate courts.

FUND 24300 - APPELLATE JUDICIAL SYSTEM FUND

This fund was established, pursuant to State statutes, to account for the collection and expenditure of monies collected in civil cases to provide for a portion of the operational costs of the Court of Appeals.

FUND 22800 – JUSTICE COURT BUILDING SECURITY FUND

This fund was established, pursuant to State statutes, to account for the collection and expenditure of monies to provide for security in the justice court buildings.

FUND 22900 – CHILD ABUSE PREVENTION FUND

This fund was established, pursuant to State statutes, to account for the collection and expenditure of monies to provide for child abuse prevention programs.

FUND 23000 – FAMILY PROTECTION FUND

This fund was established, pursuant to State statutes, to account for the collection and expenditure of monies to provide for family protection services.

FUND 23100 – GUARDIANSHIP FUND

This fund was established, pursuant to State statutes, to account for the collection and expenditure of monies to provide compensation of a guardian ad litem, an attorney ad litem, and/or fund local guardianship programs for indigent incapacitated persons.

FUND 23200 – DRUG AND ALCOHOL COURT FUND

This fund was established, pursuant to State statutes, to account for the collection and expenditure of monies to provide for drug and alcohol court program.

FUND 23400 – SPECIALTY COURT FUND

This fund was established, pursuant to State statutes, to account for the collection and expenditure of monies to provide for eligible specialty court programs.

FUND 23500 – TRUANCY PREVENTION AND DIVERSION FUND

This fund was established, pursuant to State statutes, to account for the collection and expenditure of monies to provide for a juvenile case manager and implement programs to prevent or reduce juvenile referrals to the court.

TARRANT COUNTY, TEXAS
COMBINING BALANCE SHEET
COURT DESIGNATED FUNDS
AS OF 6/30/2020

<u>COMBINED TOTAL</u>		<u>COURTHOUSE SECURITY</u>	<u>JUVENILE DELINQUENCY PREVENTION</u>	<u>ADRS</u>	<u>PROBATE CONTRIBUTION FUND</u>	<u>APPELLATE JUDICIAL SYSTEM</u>
ASSETS						
\$2,481,269.82	CASH AND INVESTMENTS	\$0.00	\$2,854.26	\$1,182,236.15	\$567,187.77	\$33,326.71
<u>4,936.26</u>	OTHER RECEIVABLES	<u>0.00</u>	<u>0.00</u>	<u>2,268.00</u>	<u>0.00</u>	<u>925.00</u>
<u>\$2,486,206.08</u>	TOTAL ASSETS	<u>\$0.00</u>	<u>\$2,854.26</u>	<u>\$1,184,504.15</u>	<u>\$567,187.77</u>	<u>\$34,251.71</u>
LIABILITIES AND FUND BALANCES						
LIABILITIES:						
\$0.00	ACCOUNTS PAYABLE	\$0.00	\$0.00	\$0.00	\$0.00	\$0.00
<u>11,492.87</u>	OTHER LIABILITIES	<u>0.00</u>	<u>0.00</u>	<u>0.00</u>	<u>3,757.80</u>	<u>3,690.82</u>
11,492.87	TOTAL LIABILITIES	0.00	0.00	0.00	3,757.80	3,690.82
FUND BALANCES:						
<u>2,474,713.21</u>	FUND BALANCES	<u>0.00</u>	<u>2,854.26</u>	<u>1,184,504.15</u>	<u>563,429.97</u>	<u>30,560.89</u>
<u>\$2,486,206.08</u>	TOTAL LIABILITIES AND FUND BALANCES	<u>\$0.00</u>	<u>\$2,854.26</u>	<u>\$1,184,504.15</u>	<u>\$567,187.77</u>	<u>\$34,251.71</u>

JUSTICE COURT BLDG SECURITY FUND	CHILD ABUSE PREVENTION FUND	FAMILY PROTECTION FUND	GUARDIANSHIP FUND	DRUG & ALCOHOL COURT	SPECIALTY COURT FUND	TRUANCY PREVENTION & DIVERSION FUND
\$0.00	\$85,753.92	\$122,203.41	\$64,382.56	\$393,289.90	\$23,731.61	\$6,303.53
0.00	0.00	645.00	980.00	93.26	25.00	0.00
<u>\$0.00</u>	<u>\$85,753.92</u>	<u>\$122,848.41</u>	<u>\$65,362.56</u>	<u>\$393,383.16</u>	<u>\$23,756.61</u>	<u>\$6,303.53</u>
\$0.00	\$0.00	\$0.00	\$0.00	\$0.00	\$0.00	\$0.00
0.00	0.00	0.00	0.00	4,044.25	0.00	0.00
0.00	0.00	0.00	0.00	4,044.25	0.00	0.00
<u>0.00</u>	<u>85,753.92</u>	<u>122,848.41</u>	<u>65,362.56</u>	<u>389,338.91</u>	<u>23,756.61</u>	<u>6,303.53</u>
<u>\$0.00</u>	<u>\$85,753.92</u>	<u>\$122,848.41</u>	<u>\$65,362.56</u>	<u>\$393,383.16</u>	<u>\$23,756.61</u>	<u>\$6,303.53</u>

TARRANT COUNTY, TEXAS
COMBINING STATEMENT OF REVENUES AND EXPENDITURES
AND CHANGES IN FUND BALANCE
COURT DESIGNATED FUNDS
FOR THE NINE (9) MONTHS ENDED 6/30/2020

<u>COMBINED TOTAL</u>		<u>COURTHOUSE SECURITY</u>	<u>JUVENILE DELINQUENCY PREVENTION</u>	<u>ADRS</u>	<u>PROBATE CONTRIBUTION FUND</u>	<u>APPELLATE JUDICIAL SYSTEM</u>
	REVENUES:					
\$1,160,887.32	FEES OF OFFICE	\$441,658.03	\$0.00	\$314,409.98	\$0.00	\$123,534.00
80,000.00	INTERGOVERNMENTAL	0.00	0.00	0.00	80,000.00	0.00
19,044.17	INVESTMENT INCOME	0.00	23.74	8,211.80	4,729.52	271.02
<u>1,259,931.49</u>	TOTAL REVENUES	<u>441,658.03</u>	<u>23.74</u>	<u>322,621.78</u>	<u>84,729.52</u>	<u>123,805.02</u>
	EXPENDITURES:					
	CURRENT:					
110,000.00	GENERAL GOVERNMENT	0.00	0.00	0.00	0.00	0.00
58,464.20	PUBLIC SAFETY	0.00	0.00	0.00	0.00	0.00
319,861.87	JUDICIAL	0.00	0.00	0.00	95,708.31	118,240.02
<u>488,326.07</u>	TOTAL EXPENDITURES	<u>0.00</u>	<u>0.00</u>	<u>0.00</u>	<u>95,708.31</u>	<u>118,240.02</u>
771,605.42	EXCESS (DEFICIT) OF REVENUES OVER EXPENDITURES	441,658.03	23.74	322,621.78	(10,978.79)	5,565.00
	OTHER FINANCING SOURCES (USES):					
(447,064.16)	OPERATING TRANSFERS OUT	(441,658.03)	0.00	0.00	0.00	0.00
324,541.26	EXCESS (DEFICIT) OF REVENUES AND OPERATING TRANSFERS OVER EXPENDITURES	0.00	23.74	322,621.78	(10,978.79)	5,565.00
	FUND BALANCES:					
2,150,171.95	BEGINNING OF PERIOD	0.00	2,830.52	861,882.37	574,408.76	24,995.89
<u>\$2,474,713.21</u>	END OF PERIOD	<u>\$0.00</u>	<u>\$2,854.26</u>	<u>\$1,184,504.15</u>	<u>\$563,429.97</u>	<u>\$30,560.89</u>

<u>JUSTICE COURT BUILDING SECURITY</u>	<u>CHILD ABUSE PREVENTION FUND</u>	<u>FAMILY PROTECTION FUND</u>	<u>GUARDIANSHIP FUND</u>	<u>DRUG & ALCOHOL COURT</u>	<u>SPECIALTY COURT FUND</u>	<u>TRUANCY PREVENTION & DIVERSION FUND</u>
\$5,406.13	\$5,101.11	\$86,655.00	\$78,560.00	\$75,541.21	\$23,724.76	\$6,297.10
0.00	0.00	0.00	0.00	0.00	0.00	0.00
0.00	683.80	1,070.11	649.51	3,366.39	31.85	6.43
5,406.13	5,784.91	87,725.11	79,209.51	78,907.60	23,756.61	6,303.53
0.00	0.00	0.00	110,000.00	0.00	0.00	0.00
0.00	0.00	0.00	0.00	58,464.20	0.00	0.00
0.00	0.00	90,805.00	0.00	15,108.54	0.00	0.00
0.00	0.00	90,805.00	110,000.00	73,572.74	0.00	0.00
5,406.13	5,784.91	(3,079.89)	(30,790.49)	5,334.86	23,756.61	6,303.53
(5,406.13)	0.00	0.00	0.00	0.00	0.00	0.00
0.00	5,784.91	(3,079.89)	(30,790.49)	5,334.86	23,756.61	6,303.53
0.00	79,969.01	125,928.30	96,153.05	384,004.05	0.00	0.00
<u>\$0.00</u>	<u>\$85,753.92</u>	<u>\$122,848.41</u>	<u>\$65,362.56</u>	<u>\$389,338.91</u>	<u>\$23,756.61</u>	<u>\$6,303.53</u>



**TARRANT COUNTY, TEXAS
ENTERPRISE FUNDS
FUND DESCRIPTIONS**

FUND 51100 – RESOURCE CONNECTION

This fund was established to account for activities of the Resource Connection.

FUND 51200 – OIL & GAS ROYALTY FUND

This fund was established to account for proceeds from the lease of County mineral rights on the Resource Connection campus.

TARRANT COUNTY, TEXAS
STATEMENT OF NET POSITION
ENTERPRISE FUNDS
AS OF 6/30/2020

<u>COMBINED TOTAL</u>		<u>RESOURCE CONNECTION</u>	<u>OIL & GAS ROYALTY</u>
ASSETS			
\$3,343,703.97	CASH AND INVESTMENTS	\$1,962,852.35	\$1,380,851.62
26,658.97	OTHER RECEIVABLES (NET)	26,658.97	0.00
4,682.79	PREPAID EXPENSES & INVENTORY	4,682.79	0.00
<u>3,967,160.50</u>	FIXED ASSETS (NET)	<u>3,297,485.97</u>	<u>669,674.53</u>
<u>7,342,206.23</u>	TOTAL ASSETS	<u>5,291,680.08</u>	<u>2,050,526.15</u>
DEFERRED OUTFLOWS OF RESOURCES			
111,906.00	PENSION CONTRIBUTIONS AFTER MEASUREMENT DATE	111,906.00	0.00
239,259.00	DIFFERENCE IN PROJECTED & ACTUAL PENSION EARNINGS	239,259.00	0.00
21,226.00	CHANGES IN PENSION ASSUMPTIONS	21,226.00	0.00
<u>24,849.00</u>	OPEB CONTRIBUTIONS AFTER MEASUREMENT DATE	<u>24,849.00</u>	<u>0.00</u>
<u>397,240.00</u>	TOTAL DEFERRED OUTFLOWS OF RESOURCES	<u>397,240.00</u>	<u>0.00</u>
LIABILITIES			
80,087.27	ACCOUNTS PAYABLE	79,234.18	853.09
46,519.93	OTHER LIABILITIES	46,519.93	0.00
606,576.89	ADVANCE FROM CAPITAL PROJECTS FUND	606,576.89	0.00
42,335.10	UNEARNED REVENUE	42,335.10	0.00
969,303.00	NET PENSION LIABILITY	969,303.00	0.00
522,912.00	OTHER POST EMPLOYMENT BENEFIT LIABILITY	522,912.00	0.00
<u>125,658.95</u>	COMPENSATED ABSENCES	<u>125,658.95</u>	<u>0.00</u>
<u>2,393,393.14</u>	TOTAL LIABILITIES	<u>2,392,540.05</u>	<u>853.09</u>
DEFERRED INFLOWS OF RESOURCES			
55,897.00	DIFFERENCE IN EXPECTED & ACTUAL PENSION EXPERIENCE	55,897.00	0.00
19,734.00	CHANGES IN PENSION ASSUMPTIONS	19,734.00	0.00
139,995.00	DIFFERENCE IN EXPECTED & ACTUAL OPEB EXPERIENCE	139,995.00	0.00
<u>101,755.00</u>	CHANGES IN OPEB ASSUMPTIONS	<u>101,755.00</u>	<u>0.00</u>
<u>317,381.00</u>	TOTAL DEFERRED INFLOWS OF RESOURCES	<u>317,381.00</u>	<u>0.00</u>
NET POSITION			
<u>5,028,672.09</u>	NET POSITION	<u>2,978,999.03</u>	<u>2,049,673.06</u>
<u>\$5,028,672.09</u>	TOTAL NET POSITION	<u>\$2,978,999.03</u>	<u>\$2,049,673.06</u>

TARRANT COUNTY, TEXAS
COMBINING STATEMENT OF REVENUES, EXPENSES
AND CHANGES IN FUND NET POSITION
ENTERPRISE FUNDS
FOR THE NINE (9) MONTHS ENDED 6/30/2020

COMBINED TOTAL		RESOURCE CONNECTION	OIL & GAS ROYALTY
	OPERATING REVENUES:		
\$2,380,909.10	BUILDING RENTALS	\$2,380,909.10	\$0.00
55,423.91	OTHER REVENUES	2,643.46	52,780.45
2,436,333.01	TOTAL OPERATING REVENUES	2,383,552.56	52,780.45
	OPERATING EXPENSES:		
900,164.86	PERSONNEL	900,164.86	0.00
1,070,788.43	BUILDING AND EQUIPMENT	976,372.34	94,416.09
235,931.30	DEPRECIATION AND AMORTIZATION	176,836.42	59,094.88
37,473.51	INSURANCE PREMIUMS	37,473.51	0.00
132,013.84	OTHER EXPENSES	132,013.84	0.00
2,376,371.94	TOTAL OPERATING EXPENSES	2,222,860.97	153,510.97
59,961.07	OPERATING INCOME (LOSS)	160,691.59	(100,730.52)
	NON-OPERATING REVENUE (EXPENSE):		
26,113.96	INTEREST INCOME	14,401.40	11,712.56
86,075.03	NET INCOME (LOSS) BEFORE TRANSFERS	175,092.99	(89,017.96)
	OPERATING TRANSFERS:		
0.00	OPERATING TRANSFERS IN	0.00	0.00
0.00	OPERATING TRANSFERS OUT	0.00	0.00
86,075.03	NET INCOME (LOSS)	175,092.99	(89,017.96)
	NET POSITION:		
4,942,597.06	BEGINNING OF PERIOD	2,803,906.04	2,138,691.02
\$5,028,672.09	END OF PERIOD	\$2,978,999.03	\$2,049,673.06



**TARRANT COUNTY, TEXAS
INTERNAL SERVICE FUNDS
FUND DESCRIPTIONS**

FUND 61500 - SELF INSURANCE FUND

This fund was established to account for expenditures of bond proceeds received in fiscal year 1998 for the county self insured general liability claims.

FUND 61900 - WORKERS COMPENSATION

This fund was established to account for workers compensation claims. Prior to the establishment of fund 615, this fund was used for general liability and automobile/property damage claims.

FUND 62100 - COUNTY CLERK PROFESSIONAL LIABILITY FUND

This fund was established to account for the County Clerk's errors and omissions self insurance.

FUND 62200 - DISTRICT CLERK PROFESSIONAL LIABILITY FUND

This fund was established to account for the District Clerk's errors and omissions self insurance.

FUND 65100 - EMPLOYEE BENEFITS FUND

This fund was established to account for Tarrant County employee benefits.

TARRANT COUNTY, TEXAS
STATEMENT OF NET POSITION
INTERNAL SERVICE FUNDS
AS OF 6/30/2020


<u>COMBINED TOTAL</u>		<u>SELF INSURANCE</u>	<u>WORKERS COMPENSATION</u>	<u>COUNTY CLERK PROFESSIONAL LIABILITY</u>
ASSETS				
\$35,757,811.60	CASH AND INVESTMENTS	\$1,578,926.29	\$2,094,765.17	\$715,223.55
51,234.53	OTHER RECEIVABLES	20,009.78	1,221.75	0.00
<u>246,000.00</u>	PREPAID EXPENSES AND INVENTORY	<u>0.00</u>	<u>0.00</u>	<u>0.00</u>
<u>36,055,046.13</u>	TOTAL ASSETS	<u>1,598,936.07</u>	<u>2,095,986.92</u>	<u>715,223.55</u>
LIABILITIES				
2,535,844.11	ACCOUNTS PAYABLE	15,363.34	16,812.90	0.00
13,041,044.77	OTHER LIABILITIES	1,453,124.00	7,571,749.00	0.00
<u>97,448.59</u>	UNEARNED REVENUE	<u>0.00</u>	<u>0.00</u>	<u>0.00</u>
<u>15,674,337.47</u>	TOTAL LIABILITIES	<u>1,468,487.34</u>	<u>7,588,561.90</u>	<u>0.00</u>
NET POSITION				
<u>20,380,708.66</u>	NET POSITION	<u>130,448.73</u>	<u>(5,492,574.98)</u>	<u>715,223.55</u>
<u>\$20,380,708.66</u>	TOTAL NET POSITION	<u>\$130,448.73</u>	<u>(\$5,492,574.98)</u>	<u>\$715,223.55</u>

<u>DISTRICT CLERK PROFESSIONAL LIABILITY</u>	<u>EMPLOYEE BENEFITS</u>
\$595,229.46	\$30,773,667.13
0.00	30,003.00
<u>0.00</u>	<u>246,000.00</u>
<u>595,229.46</u>	<u>31,049,670.13</u>
0.00	2,503,667.87
0.00	4,016,171.77
<u>0.00</u>	<u>97,448.59</u>
<u>0.00</u>	<u>6,617,288.23</u>
<u>595,229.46</u>	<u>24,432,381.90</u>
<u><u>\$595,229.46</u></u>	<u><u>\$24,432,381.90</u></u>

TARRANT COUNTY, TEXAS
COMBINING STATEMENT OF REVENUES, EXPENSES
AND CHANGES IN FUND NET POSITION
INTERNAL SERVICE FUNDS
FOR THE NINE (9) MONTHS ENDED 6/30/2020

<u>COMBINED TOTAL</u>		<u>SELF INSURANCE</u>	<u>WORKERS COMPENSATION</u>	<u>COUNTY CLERK PROFESSIONAL LIABILITY</u>
	OPERATING REVENUES:			
\$17,725,731.88	USER FEES	\$0.00	\$0.00	\$15.00
47,098,087.74	COUNTY CONTRIBUTIONS	0.00	1,759,258.80	0.00
<u>2,041,825.19</u>	OTHER REVENUES	<u>1,771.54</u>	<u>9,378.09</u>	<u>0.00</u>
66,865,644.81	TOTAL OPERATING REVENUES	1,771.54	1,768,636.89	15.00
	OPERATING EXPENSES:			
30,087.70	BUILDING AND EQUIPMENT	28,008.19	0.00	0.00
53,653,563.79	SELF INSURANCE CLAIMS	270,270.24	2,032,561.00	0.00
5,427,980.28	INSURANCE PREMIUMS	0.00	0.00	0.00
2,823,837.16	ADMINISTRATION	0.00	0.00	0.00
<u>979,905.96</u>	OTHER EXPENSES	<u>54,703.53</u>	<u>166,135.59</u>	<u>0.00</u>
<u>62,915,374.89</u>	TOTAL OPERATING EXPENSES	<u>352,981.96</u>	<u>2,198,696.59</u>	<u>0.00</u>
3,950,269.92	OPERATING INCOME (LOSS)	(351,210.42)	(430,059.70)	15.00
	NON-OPERATING REVENUE (EXPENSE):			
<u>226,997.36</u>	INTEREST INCOME	<u>14,625.44</u>	<u>18,810.80</u>	<u>5,945.58</u>
4,177,267.28	NET INCOME (LOSS) BEFORE TRANSFERS	(336,584.98)	(411,248.90)	5,960.58
	OPERATING TRANSFERS:			
375,000.00	OPERATING TRANSFERS IN	375,000.00	0.00	0.00
<u>0.00</u>	OPERATING TRANSFERS OUT	<u>0.00</u>	<u>0.00</u>	<u>0.00</u>
4,552,267.28	NET INCOME (LOSS)	38,415.02	(411,248.90)	5,960.58
	NET POSITION:			
<u>15,828,441.38</u>	BEGINNING OF PERIOD	<u>92,033.71</u>	<u>(5,081,326.08)</u>	<u>709,262.97</u>
<u>\$20,380,708.66</u>	END OF PERIOD	<u>\$130,448.73</u>	<u>(\$5,492,574.98)</u>	<u>\$715,223.55</u>

<u>DISTRICT CLERK PROFESSIONAL LIABILITY</u>	<u>EMPLOYEE BENEFITS</u>
\$30.00	\$17,725,686.88
0.00	45,338,828.94
0.00	2,030,675.56
<hr/>	<hr/>
30.00	65,095,191.38
0.00	2,079.51
0.00	51,350,732.55
0.00	5,427,980.28
0.00	2,823,837.16
4,097.48	754,969.36
<hr/>	<hr/>
4,097.48	60,359,598.86
(4,067.48)	4,735,592.52
<hr/>	<hr/>
4,978.75	182,636.79
911.27	4,918,229.31
0.00	0.00
0.00	0.00
<hr/>	<hr/>
911.27	4,918,229.31
<hr/>	<hr/>
594,318.19	19,514,152.59
<hr/>	<hr/>
<u>\$595,229.46</u>	<u>\$24,432,381.90</u>



TARRANT COUNTY
BUDGETARY INFORMATION



TARRANT COUNTY, TEXAS
SUMMARY BUDGET VERSUS ACTUAL (BUDGET BASIS) REVENUE AND EXPENDITURES
TAX SUPPORTED FUNDS
FOR THE NINE (9) MONTHS ENDED 6/30/2020

	CURRENT MONTH ACTUAL	YTD ACTUAL	BUDGET	PERCENT	LAST YEAR PERCENT
<u>GENERAL FUND</u>					
REVENUES:					
Taxes	\$8,061,971	\$426,859,332	\$426,997,116	99.97%	99.81%
Licenses	116,299	835,902	1,154,400	72.41%	76.54%
Fees of Office	2,732,362	54,545,921	61,826,000	88.22%	91.55%
Intergovernmental	609,086	16,966,638	23,382,171	72.56%	76.33%
Investment Income	43,235	1,639,559	3,005,000	54.56%	OVER 100%
Other Revenues	487,262	7,344,920	9,725,900	75.52%	80.77%
Transfers	56,307	447,064	650,000	68.78%	67.94%
Contingent			5,000,000		
Cash Carryforward		83,076,178	74,627,006		
	<u>\$12,106,522</u>	<u>\$591,715,514</u>	<u>\$606,367,593</u>	<u>97.58%</u>	<u>97.23%</u>
EXPENDITURES:					
Personnel	\$29,875,820	\$267,705,185	\$367,204,180	72.90%	72.29%
Other	6,297,734	82,707,832	107,458,405	76.97%	79.65%
Transfers	4,123,772	38,186,512	52,807,095	72.31%	70.97%
Grant Match and Subsidy	29,255	1,648,636	4,480,517	36.80%	38.44%
Undesignated			6,787,848		
Contingent			5,000,000		
Reserves			62,629,548		
	<u>\$40,326,581</u>	<u>\$390,248,165</u>	<u>\$606,367,593</u>	<u>64.36%</u>	<u>66.23%</u>
<u>ROAD & BRIDGE FUND</u>					
REVENUES:					
Taxes	\$0	\$91	\$0	OVER 100%	OVER 100%
Fees of Office	1,707,690	12,796,280	18,823,600	67.98%	75.78%
Intergovernmental	900	44,005	55,400	79.43%	OVER 100%
Investment Income	2,508	106,885	177,000	60.39%	70.37%
Other Revenues	8	155,725	277,000	56.22%	78.32%
Transfers	957,899	8,621,087	11,494,783	75.00%	75.00%
Cash Carryforward		9,354,648	7,652,750		
	<u>\$2,669,005</u>	<u>\$31,078,721</u>	<u>\$38,480,533</u>	<u>80.76%</u>	<u>83.67%</u>
EXPENDITURES:					
Personnel	\$1,722,027	\$15,156,205	\$22,177,265	68.34%	69.15%
Other	546,922	5,040,734	15,957,732	31.59%	49.55%
Undesignated			345,536		
	<u>\$2,268,949</u>	<u>\$20,196,939</u>	<u>\$38,480,533</u>	<u>52.49%</u>	<u>59.74%</u>
<u>DEBT SERVICE FUND</u>					
REVENUES:					
Taxes	\$631,160	\$33,490,301	\$33,899,412	98.79%	99.02%
Investment Income	5,215	122,241	289,525	42.22%	OVER 100%
Cash Carryforward		1,215,854	1,016,725		
	<u>\$636,375</u>	<u>\$34,828,396</u>	<u>\$35,205,662</u>	<u>98.93%</u>	<u>99.56%</u>
EXPENDITURES:					
Principal	\$0	\$0	\$25,930,000	0.00%	0.00%
Interest	0	4,134,831	8,269,662	50.00%	50.00%
Other Expenditures	1,050	4,850	6,000	80.83%	85.83%
Reserves			1,000,000		
	<u>\$1,050</u>	<u>\$4,139,681</u>	<u>\$35,205,662</u>	<u>11.76%</u>	<u>11.97%</u>

**TARRANT COUNTY, TEXAS
GENERAL FUND FEES OF OFFICE ANALYSIS
FOR THE NINE (9) MONTHS ENDED 6/30/2020
(BUDGET BASIS)**

<u>FEE OFFICE</u>	<u>ACTUAL REVENUE</u>	<u>ANNUAL BUDGET</u>	<u>PERCENT COLLECTED</u>	<u>LAST YEAR PERCENT</u>
Tax Assessor/Collector	\$34,105,391	\$34,849,800	97.86%	OVER 100%
County Clerk	9,246,460	11,232,700	82.32%	79.82%
Sheriff	371,675	611,100	60.82%	76.44%
Constable 1	538,232	900,000	59.80%	84.49%
Constable 2	560,574	800,000	70.07%	OVER 100%
Constable 3	413,531	700,000	59.08%	66.41%
Constable 4	297,781	580,000	51.34%	83.59%
Constable 5	199,980	325,000	61.53%	79.73%
Constable 6	332,546	525,000	63.34%	90.47%
Constable 7	425,561	700,000	60.79%	89.53%
Constable 8	472,456	750,000	62.99%	94.86%
District Clerk	3,272,684	4,503,000	72.68%	77.78%
Domestic Relations	915,706	1,350,500	67.80%	73.20%
District Attorney	70,677	115,000	61.46%	84.83%
Justice of Peace 1	133,461	210,000	63.55%	88.53%
Justice of Peace 2	164,440	225,000	73.08%	96.42%
Justice of Peace 3	116,952	160,000	73.09%	80.42%
Justice of Peace 4	119,221	190,000	62.75%	76.08%
Justice of Peace 5	111,035	100,000	OVER 100%	84.72%
Justice of Peace 6	150,891	225,000	67.06%	86.46%
Justice of Peace 7	168,687	225,000	74.97%	98.52%
Justice of Peace 8	103,702	150,000	69.13%	98.24%
County Courts	14,504	20,000	72.52%	82.41%
Elections	1,058	1,900	55.68%	96.37%
Medical Examiner	2,069,851	2,150,000	96.27%	79.71%
Other	<u>168,866</u>	<u>227,000</u>	<u>74.39%</u>	<u>46.26%</u>
TOTAL	<u>\$54,545,921</u>	<u>\$61,826,000</u>	88.22%	91.55%
RATABLE COLLECTION PERCENTAGE			<u>75.00%</u>	

**TARRANT COUNTY, TEXAS
BUDGET REPORT
FOR THE NINE (9) MONTHS ENDED 6/30/2020**

GENERAL FUND	CURRENT	ENCUMBRANCES	TOTAL	TOTAL	UNEXPENDED	%
	MONTH	AND	EXPENDITURES			
	EXPENDITURES	COMMITMENTS	ENCUMBRANCES & COMMITMENTS	BUDGET	BUDGET	BUDGET USED
County Judge	90,161.13	3,800.00	824,996.84	1,120,003.00	295,006.16	73.66%
County Administrator	215,617.67	1,765.64	1,840,412.24	2,810,928.00	970,515.76	65.47%
Non-Departmental	5,297,920.59	950,124.22	49,744,503.57	65,486,191.00	15,741,687.43	75.96%
Auditor	642,666.17	4,927.57	5,779,664.12	7,890,095.00	2,110,430.88	73.25%
Budget/Risk Management	67,066.91	192.32	553,065.25	919,496.00	366,430.75	60.15%
Tax Assessor / Collector	1,443,503.52	88,450.12	12,276,972.98	16,741,080.00	4,464,107.02	73.33%
Elections Administration	805,563.40	4,972.69	6,069,786.16	7,628,166.00	1,558,379.84	79.57%
Information Technology	2,730,759.67	1,468,848.64	33,559,791.73	43,894,001.00	10,334,209.27	76.46%
Human Resources	280,405.30	25,960.02	2,527,971.66	3,658,188.00	1,130,216.34	69.10%
Purchasing	200,703.96	14.99	1,862,154.03	2,503,652.00	641,497.97	74.38%
Facilities	409,562.84	226,654.80	3,820,773.21	5,388,133.00	1,567,359.79	70.91%
Sheriff	4,229,335.87	529,617.24	38,342,734.93	51,981,178.00	13,638,443.07	73.76%
Sheriff - Confinement	7,724,507.71	3,121,071.96	70,572,441.65	92,537,516.00	21,965,074.35	76.26%
Constable Precinct 1	116,423.28	1,780.37	1,065,069.78	1,456,259.00	391,189.22	73.14%
Constable Precinct 2	113,554.16	12,546.01	1,012,924.52	1,391,637.00	378,712.48	72.79%
Constable Precinct 3	129,292.75	11,931.45	1,159,372.81	1,576,193.00	416,820.19	73.56%
Constable Precinct 4	103,861.01	3,543.81	872,394.89	1,159,310.00	286,915.11	75.25%
Constable Precinct 5	82,563.55	4,909.49	717,416.12	977,626.00	260,209.88	73.38%
Constable Precinct 6	87,861.21	10,798.42	758,334.37	1,011,451.00	253,116.63	74.97%
Constable Precinct 7	128,140.60	1,524.01	1,098,155.89	1,507,219.00	409,063.11	72.86%
Constable Precinct 8	111,554.90	10,793.29	985,310.06	1,348,988.00	363,677.94	73.04%
Medical Examiner	828,869.35	551,045.15	8,446,115.68	10,625,381.00	2,179,265.32	79.49%
Fire Marshal	35,473.30	2,676.00	347,220.75	473,003.00	125,782.25	73.41%
Community Supervision	99,398.91	-	1,588,648.15	3,887,218.00	2,298,569.85	40.87%
Juvenile Services	1,515,486.42	775,470.18	14,936,901.59	20,287,530.00	5,350,628.41	73.63%
Buildings	1,989,070.96	2,591,850.92	18,469,374.90	25,341,629.00	6,872,254.10	72.88%
17TH District Court	24,879.83	238.40	269,595.34	327,714.00	58,118.66	82.27%
48TH District Court	24,869.23	37.44	223,469.26	305,821.00	82,351.74	73.07%
67TH District Court	24,574.25	-	238,751.60	306,352.00	67,600.40	77.93%
96TH District Court	21,982.28	-	205,196.73	304,547.00	99,350.27	67.38%
141ST District Court	24,911.15	26.40	221,255.57	301,755.00	80,499.43	73.32%
153RD District Court	25,563.58	-	228,680.08	314,461.00	85,780.92	72.72%
236TH District Court	25,244.86	-	224,470.61	310,909.00	86,438.39	72.20%
342ND District Court	24,895.73	348.89	227,027.71	307,440.00	80,412.29	73.84%
348TH District Court	17,152.28	-	214,997.39	304,500.00	89,502.61	70.61%
352ND District Court	24,954.00	-	242,655.65	301,119.00	58,463.35	80.58%
Criminal District Court 1	106,652.00	-	1,454,314.99	2,208,085.00	753,770.01	65.86%
Criminal District Court 2	94,723.53	155.07	1,246,305.89	1,723,174.00	476,868.11	72.33%
Criminal District Court 3	147,931.18	-	1,302,107.43	1,810,787.00	508,679.57	71.91%
Criminal District Court 4	76,909.93	-	1,201,601.09	1,740,344.00	538,742.91	69.04%
213TH District Court	85,538.95	-	1,889,064.69	2,191,764.00	302,699.31	86.19%
297TH District Court	63,329.57	-	1,050,267.50	1,780,045.00	729,777.50	59.00%
371ST District Court	147,238.42	132.58	1,599,664.63	2,085,726.00	486,061.37	76.70%
372ND District Court	91,722.57	-	1,700,835.40	1,896,296.00	195,460.60	89.69%
396TH District Court	133,513.60	-	2,193,459.84	2,227,007.00	33,547.16	98.49%
432ND District Court	114,135.49	52.20	1,268,520.41	2,197,584.00	929,063.59	57.72%
Magistrate Court	168,150.37	14.00	1,474,405.77	1,983,368.00	508,962.23	74.34%
231ST District Court	51,741.99	-	544,315.31	767,949.00	223,633.69	70.88%
233RD District Court	97,888.92	-	709,931.10	893,884.00	183,952.90	79.42%
322ND District Court	62,621.32	298.00	514,333.38	732,768.00	218,434.62	70.19%
323RD District Court	198,517.39	47.13	2,532,987.33	2,920,868.00	387,880.67	86.72%
324TH District Court	53,119.94	-	517,248.13	806,332.00	289,083.87	64.15%
325TH District Court	50,632.63	90.53	516,323.59	735,370.00	219,046.41	70.21%
360TH District Court	55,320.26	248.20	498,643.88	714,977.00	216,333.12	69.74%
Special Judges	7,157.35	-	219,231.44	362,965.00	143,733.56	60.40%
Criminal Court Administration	308,104.16	6,004.11	2,820,935.84	4,299,755.00	1,478,819.16	65.61%
Grand Jury	18,108.13	-	162,251.23	215,836.00	53,584.77	75.17%
Criminal Attorney Appointment	31,291.12	817.26	297,964.79	392,994.00	95,029.21	75.82%
Criminal Mental Health Court	66,342.82	-	622,045.99	810,761.00	188,715.01	76.72%
County Court at Law #1	52,789.85	-	473,311.26	647,029.00	173,717.74	73.15%
County Court at Law #2	52,810.32	1,118.80	478,903.64	650,676.00	171,772.36	73.60%
County Court at Law #3	51,214.94	206.00	412,209.66	717,471.00	305,261.34	57.45%
County Criminal Court 1	75,837.37	-	724,045.18	1,114,643.00	390,597.82	64.96%
County Criminal Court 2	72,022.41	10.73	748,536.14	1,103,849.00	355,312.86	67.81%

**TARRANT COUNTY, TEXAS
BUDGET REPORT
FOR THE NINE (9) MONTHS ENDED 6/30/2020**

	<u>CURRENT MONTH EXPENDITURES</u>	<u>ENCUMBRANCES AND COMMITMENTS</u>	<u>TOTAL EXPENDITURES ENCUMBRANCES & COMMITMENTS</u>	<u>TOTAL BUDGET</u>	<u>UNEXPENDED BUDGET</u>	<u>% BUDGET USED</u>
GENERAL FUND (cont'd)						
County Criminal Court 3	46,805.74	-	628,422.85	955,365.00	326,942.15	65.78%
County Criminal Court 4	69,495.56	-	717,675.42	1,039,875.00	322,199.58	69.02%
County Criminal Court 5	95,837.39	42,332.29	923,383.35	1,309,181.00	385,797.65	70.53%
County Criminal Court 6	51,673.91	-	601,777.72	871,016.00	269,238.28	69.09%
County Criminal Court 7	62,192.34	272.67	646,761.95	909,570.00	262,808.05	71.11%
County Criminal Court 8	55,927.40	-	639,408.94	909,050.00	269,641.06	70.34%
County Criminal Court 9	67,814.01	129.57	629,114.36	896,267.00	267,152.64	70.19%
County Criminal Court 10	59,169.13	29.63	589,593.54	825,590.00	235,996.46	71.41%
Probate Court 1	164,889.48	-	1,825,697.64	2,432,670.00	606,972.36	75.05%
Probate Court 2	146,797.71	-	1,648,771.35	2,381,140.00	732,368.65	69.24%
Justice of the Peace Pct 1	65,451.62	-	589,749.97	826,330.00	236,580.03	71.37%
Justice of the Peace Pct 2	66,243.47	346.18	601,669.59	847,998.00	246,328.41	70.95%
Justice of the Peace Pct 3	64,531.15	131.89	593,710.98	815,060.00	221,349.02	72.84%
Justice of the Peace Pct 4	66,757.70	884.07	590,076.65	805,396.00	215,319.35	73.27%
Justice of the Peace Pct 5	57,959.45	-	512,434.53	681,481.00	169,046.47	75.19%
Justice of the Peace Pct 6	67,178.37	-	598,119.66	818,151.00	220,031.34	73.11%
Justice of the Peace Pct 7	67,027.90	1,334.26	643,898.05	879,236.00	235,337.95	73.23%
Justice of the Peace Pct 8	52,131.99	249.16	564,618.89	804,808.00	240,189.11	70.16%
District Attorney	3,566,727.67	96,799.78	31,974,445.89	44,205,957.00	12,231,511.11	72.33%
District Clerk	958,235.01	5,464.33	8,610,765.53	11,853,177.00	3,242,411.47	72.65%
County Clerk	989,574.50	5,373.07	8,942,050.75	12,743,721.00	3,801,670.25	70.17%
Domestic Relations	673,946.54	3,571.47	5,967,679.65	8,320,587.00	2,352,907.35	71.72%
Jury Services	56,394.80	132,339.00	1,386,808.09	2,219,653.00	832,844.91	62.48%
Courts / Judiciary	36,106.76	-	463,009.07	2,787,677.00	2,324,667.93	16.61%
Human Services	295,289.13	340.68	2,587,904.10	4,598,576.00	2,010,671.90	56.28%
Child Protective Services	13,146.21	1,843,104.00	2,567,118.87	2,926,855.00	359,736.13	87.71%
Public Assistance	8,223.44	33,954.11	822,854.00	822,854.00	-	100.00%
Texas AgriLife Extension	55,825.07	203.53	488,445.29	796,166.00	307,720.71	61.35%
Veterans Services	42,761.88	324.97	371,109.56	523,827.00	152,717.44	70.85%
Historical Commission	19,492.16	-	170,080.53	243,450.00	73,369.47	69.86%
10010-2020 General Fund - Cash Match						
Sheriff	-	-	6,471.08	101,537.00	95,065.92	6.37%
District Attorney	-	-	92,547.86	216,819.00	124,271.14	42.68%
Historical Commission	-	-	-	39,500.00	39,500.00	0.00%
10020-2020 General Fund - Oper Sub						
Sheriff	22,011.78	-	108,498.68	154,281.00	45,782.32	70.33%
Juvenile Services	2,793.06	4,959.99	1,402,479.38	3,916,777.00	2,514,297.62	35.81%
District Attorney	4,449.85	-	38,638.66	51,603.00	12,964.34	74.88%
SUBTOTAL	40,326,581.04	12,587,259.70	390,248,165.78	531,950,197.00	141,702,031.22	73.36%
UNDESIGNATED				6,787,848.00	6,787,848.00	
CONTINGENT				5,000,000.00	5,000,000.00	
RESERVES				62,629,548.00	62,629,548.00	
FUND TOTAL	\$ 40,326,581.04	\$ 12,587,259.70	\$ 390,248,165.78	\$ 606,367,593.00	\$ 216,119,427.22	64.36%

**TARRANT COUNTY, TEXAS
BUDGET REPORT
FOR THE NINE (9) MONTHS ENDED 6/30/2020**

	<u>CURRENT MONTH EXPENDITURES</u>	<u>ENCUMBRANCES AND COMMITMENTS</u>	<u>TOTAL EXPENDITURES ENCUMBRANCES & COMMITMENTS</u>	<u>TOTAL BUDGET</u>	<u>UNEXPENDED BUDGET</u>	<u>% BUDGET USED</u>
ROAD AND BRIDGE (26100)						
Commissioner Precinct 1	756,943.66	650,905.02	6,286,324.42	9,219,768.00	2,933,443.58	68.18%
Commissioner Precinct 2	335,236.90	352,594.27	3,285,958.79	5,107,667.00	1,821,708.21	64.33%
Commissioner Precinct 3	373,674.13	102,440.98	3,060,693.42	4,955,171.00	1,894,477.58	61.77%
Commissioner Precinct 4	531,725.12	461,262.74	4,807,786.74	7,779,022.00	2,971,235.26	61.80%
Right of Way	19,313.33	-	188,203.04	6,892,861.00	6,704,657.96	2.73%
Transportation	232,340.07	152,245.15	2,189,322.94	3,721,948.00	1,532,625.06	58.82%
Road & Bridge Non-Department	19,715.75	2,640.00	378,649.31	458,560.00	79,910.69	82.57%
SUBTOTAL	<u>2,268,948.96</u>	<u>1,722,088.16</u>	<u>20,196,938.66</u>	<u>38,134,997.00</u>	<u>17,938,058.34</u>	<u>52.96%</u>
UNDESIGNATED				345,536.00	345,536.00	
FUND TOTAL	<u>\$ 2,268,948.96</u>	<u>\$ 1,722,088.16</u>	<u>\$ 20,196,938.66</u>	<u>\$ 38,480,533.00</u>	<u>\$ 18,283,594.34</u>	<u>52.49%</u>
DEBT SERVICE (32100)						
Interest and Sinking	1,050.00	-	4,139,680.75	34,205,662.00	30,065,981.25	12.10%
RESERVES				1,000,000.00	1,000,000.00	
FUND TOTAL	<u>\$ 1,050.00</u>	<u>\$ -</u>	<u>\$ 4,139,680.75</u>	<u>\$ 35,205,662.00</u>	<u>\$ 31,065,981.25</u>	<u>11.76%</u>

TARRANT COUNTY, TEXAS
SPECIAL BUDGETS
BUDGET VERSUS ACTUAL (BUDGET BASIS) REVENUE
FOR THE NINE (9) MONTHS ENDED 6/30/2020

FUND #	FUND NAME	ACTUAL REVENUE	BUDGETED REVENUE	PERCENT COLLECTED
21100	Records Preservation/Automation-Filing	\$ 1,903,551	\$ 2,324,040	81.91%
21200	Records Preservation/Automation-Conviction	402,351	639,153	62.95%
21300	Records Preservation/Restoration	1,559,347	1,963,762	79.41%
21400	Court Record Preservation Fund	304,903	442,016	68.98%
21500	District Court Records Technology Fund	219,257	304,009	72.12%
21600	District Clerk Record Mgt & Preservation	8,448	-	OVER 100%
22100	Courthouse Security Fund	441,658	580,000	76.15%
22300	Consumer Health Fund	809,330	1,084,871	74.60%
22400	Juvenile Delinquency Prevention	24	-	OVER 100%
22500	Alternative Dispute Resolution	322,622	463,377	69.62%
22600	Probate Contributions Fund	84,730	147,292	57.52%
22700	Justice Court Technology Fund	22,416	32,931	68.07%
22800	Justice Court Building Security	5,406	6,850	78.92%
22900	Child Abuse Prevention Fund	5,785	8,161	70.88%
23000	Family Protection	87,725	121,298	72.32%
23100	Guardianship	79,210	103,144	76.80%
23200	Drug & Alcohol Court	78,908	165,606	47.65%
23300	County and District Court Technology Fund	25,848	42,341	61.05%
23400	Specialty Courts Fund	23,757	-	OVER 100%
23500	Truancy Prevention and Diversion Fund	6,304	-	OVER 100%
24100	Law Library	984,509	1,349,094	72.98%
24200	Education Fund	105,456	111,181	94.85%
24300	Appellate Judicial System	123,805	168,502	73.47%
25100	Vehicle Inventory Tax	11,556	285,847	4.04%
45100	Non-Debt Capital	28,265,427	37,676,654	75.02%
47600	2006 Bond Election - Buildings	325,372	550,000	59.16%
47700	2006 Bond Election - Transportation	381,529	450,000	84.78%
51100	Resource Connection	2,397,884	3,317,953	72.27%
51200	Oil & Gas Royalty Resource Connection	64,493	110,929	58.14%
61500	Self Insurance	391,397	402,147	97.33%
61900	Workers Compensation	1,787,448	2,381,874	75.04%
62100	County Clerk Professional Liability	5,961	10,849	54.94%
62200	District Clerk Professional Liability	5,009	9,058	55.30%
65100	Employee Group Insurance - Medical	65,277,828	86,154,497	75.77%
CARES	CARES ACT	51,960,630	102,000,000	50.94%
D6200	DA Restitution Collection Fee	6,291	613	OVER 100%
D8300	DA Non-Drug Forfeitures	486,380	21,572	OVER 100%
D8700	CDA State Forfeiture	2,471	1,615	OVER 100%
D8800	CDA Federal Forfeiture Justice Funds	73	169	43.18%
G1100	8th Admin Judicial Region	89,580	123,000	72.83%
S8700	Sheriff's Inmate Commissary Fund	1,929,351	1,685,701	OVER 100%
S9300	Combined Narcotics Enforcement Team	53,702	250,000	21.48%
S9500	Sheriff Federal Forfeiture-Treasury Funds	185,557	3,737	OVER 100%
S9600	Sheriff Federal Forfeiture-Non DEA	36,050	1,788	OVER 100%
S9700	Sheriff Federal Forfeiture-Justice Funds	3,882	2,833	OVER 100%
T0400	Public Health	10,762,617	13,954,594	77.13%
T0450	Public Health 1115 Waiver	1,798,674	22,917,918	7.85%
T0500	Section 125 Forfeitures	17,849	24,177	73.82%
T0600	Children's Home Fund	2,884	3,057	94.35%
T0700	Bail Bond Board	3,500	7,500	46.67%
T0800	TDPRS - Title IVE	29,706	2,160	OVER 100%
T0900	Constable Forfeiture	12,164	-	OVER 100%
T0970	Constable Forfeiture - Federal	5	-	OVER 100%
T1000	Juvenile Probation District	16,693	23,246	71.81%
T1100	Unclaimed Juvenile Restitution	94	170	55.45%
T1300	Deferred Prosecution Program	50,825	113,000	44.98%
T2000	Historical Commission	36	75	47.39%
T2100	Historical Comm Archives	975	1,200	81.21%
T2300	Cemetery Fund	341	622	54.78%
T2900	Fire Marshal Code	92,539	76,000	OVER 100%
T3000	DA - JPS Contract	354,701	472,879	75.01%

**TARRANT COUNTY, TEXAS
SPECIAL BUDGETS
BUDGET VERSUS ACTUAL (BUDGET BASIS) REVENUE
FOR THE NINE (9) MONTHS ENDED 6/30/2020**

FUND #	FUND NAME	ACTUAL REVENUE	BUDGETED REVENUE	PERCENT COLLECTED
T3100	Emergency Services District #1	65,754	91,000	72.26%
T3300	CSCD Bond Supervision Unit	2,267,031	4,682,218	48.42%
T3400	Courts Drug Program	82,892	169,323	48.95%
T3700	Medical Examiner Conference Fund	308	785	39.19%
T4100	PMC Insured - 340B	7,057,837	5,471,873	OVER 100%
T5200	Miscellaneous Donations-Juvenile Probation	3,078	6,107	50.39%
T5350	Donations Emergency Management	60	61	98.93%
T5600	Miscellaneous Donations - Human Services	25,345	25,586	99.06%
T5640	Human Services - Reliant Energy	30,904	30,875	OVER 100%
T5642	Human Services - Cirro	9	19	44.89%
T5646	Human Services - Direct Energy	10,000	10,000	100.00%
T5700	Miscellaneous Donations-CPS	23,099	46,200	50.00%
T5800	Miscellaneous Donations-Health Dept	3,136	606	OVER 100%
T5960	Miscellaneous Donations-Veteran Court Program	12,070	22,539	53.55%
T6000	Miscellaneous Donations-Family Court	9,582	12,438	77.04%
T6100	Miscellaneous Donations-CRCG	20,300	450	OVER 100%
T6200	Miscellaneous Donations-Peace Officers Memorial	67,481	64,992	OVER 100%
T6300	Misc Donations-Law Enforcement	5,000	-	OVER 100%
T6500	ATTF Rental Assoc Donation	3	-	OVER 100%
T7000	Sheriff's Employee Recognition and Award	12	-	OVER 100%
T7100	Contract Elections	614,151	3,296,165	18.63%
T7300	Elections Chapter 19	8,662	-	OVER 100%
T7310	Elections Chapter 19 Grant Match	-	352,835	0.00%

**TARRANT COUNTY, TEXAS
BUDGET REPORT
FOR THE NINE (9) MONTHS ENDED 6/30/2020**

	<u>CURRENT MONTH EXPENDITURES</u>	<u>ENCUMBRANCES AND COMMITMENTS</u>	<u>TOTAL EXPENDITURES ENCUMBRANCES & COMMITMENTS</u>	<u>TOTAL BUDGET</u>	<u>UNEXPENDED BUDGET</u>	<u>% BUDGET USED</u>
RECORDS PRESERVATION & AUTOMATION - FILINGS (21100)						
County Clerk	111,051.81	1,303,970.80	2,256,205.49	10,142,064.00	7,885,858.51	22.25%
FUND TOTAL	<u>\$ 111,051.81</u>	<u>\$ 1,303,970.80</u>	<u>\$ 2,256,205.49</u>	<u>\$ 10,142,064.00</u>	<u>\$ 7,885,858.51</u>	<u>22.25%</u>
RECORDS PRESERVATION & AUTOMATION - CONVICTIONS (21200)						
Information Technology	57,067.08	-	463,587.40	1,521,631.00	1,058,043.60	30.47%
FUND TOTAL	<u>\$ 57,067.08</u>	<u>\$ -</u>	<u>\$ 463,587.40</u>	<u>\$ 1,521,631.00</u>	<u>\$ 1,058,043.60</u>	<u>30.47%</u>
RECORDS PRESERVATION & RESTORATION (21300)						
County Clerk	53,327.65	305,544.57	814,217.81	10,965,046.00	10,150,828.19	7.43%
FUND TOTAL	<u>\$ 53,327.65</u>	<u>\$ 305,544.57</u>	<u>\$ 814,217.81</u>	<u>\$ 10,965,046.00</u>	<u>\$ 10,150,828.19</u>	<u>7.43%</u>
COURT RECORD PRESERVATION FUND (21400)						
Information Technology	-	-	16,152.75	1,220,049.00	1,203,896.25	1.32%
District Clerk	29,631.41	-	268,102.19	397,370.00	129,267.81	67.47%
FUND TOTAL	<u>\$ 29,631.41</u>	<u>\$ -</u>	<u>\$ 284,254.94</u>	<u>\$ 1,617,419.00</u>	<u>\$ 1,333,164.06</u>	<u>17.57%</u>
DISTRICT COURT RECORD TECHNOLOGY FUND (21500)						
District Clerk	44,203.87	-	395,577.75	713,610.00	318,032.25	55.43%
FUND TOTAL	<u>\$ 44,203.87</u>	<u>\$ -</u>	<u>\$ 395,577.75</u>	<u>\$ 713,610.00</u>	<u>\$ 318,032.25</u>	<u>55.43%</u>
COURTHOUSE SECURITY FUND (22100)						
Non-Departmental	55,710.72	-	441,658.03	580,000.00	138,341.97	76.15%
FUND TOTAL	<u>\$ 55,710.72</u>	<u>\$ -</u>	<u>\$ 441,658.03</u>	<u>\$ 580,000.00</u>	<u>\$ 138,341.97</u>	<u>76.15%</u>
CONSUMER HEALTH (22300)						
Public Health	105,931.37	100.00	842,505.53	1,443,397.00	600,891.47	58.37%
FUND TOTAL	<u>\$ 105,931.37</u>	<u>\$ 100.00</u>	<u>\$ 842,505.53</u>	<u>\$ 1,443,397.00</u>	<u>\$ 600,891.47</u>	<u>58.37%</u>
JUVENILE DELINQUENCY PREVENTION (22400)						
Juvenile Services	-	-	-	2,828.00	2,828.00	0.00%
FUND TOTAL	<u>\$ -</u>	<u>\$ -</u>	<u>\$ -</u>	<u>\$ 2,828.00</u>	<u>\$ 2,828.00</u>	<u>0.00%</u>
ADRS (22500)						
Non-Departmental	-	-	-	1,303,725.00	1,303,725.00	0.00%
FUND TOTAL	<u>\$ -</u>	<u>\$ -</u>	<u>\$ -</u>	<u>\$ 1,303,725.00</u>	<u>\$ 1,303,725.00</u>	<u>0.00%</u>
PROBATE CONTRIBUTIONS FUND (22600)						
Probate Court 1	3,618.91	-	44,871.25	377,060.00	332,188.75	11.90%
Probate Court 2	4,334.38	-	50,837.06	274,707.00	223,869.94	18.51%
FUND TOTAL	<u>\$ 7,953.29</u>	<u>\$ -</u>	<u>\$ 95,708.31</u>	<u>\$ 651,767.00</u>	<u>\$ 556,058.69</u>	<u>14.68%</u>

**TARRANT COUNTY, TEXAS
BUDGET REPORT
FOR THE NINE (9) MONTHS ENDED 6/30/2020**

	CURRENT MONTH EXPENDITURES	ENCUMBRANCES AND COMMITMENTS	TOTAL EXPENDITURES ENCUMBRANCES & COMMITMENTS	TOTAL BUDGET	UNEXPENDED BUDGET	% BUDGET USED
JUSTICE COURT TECHNOLOGY (22700)						
Information Technology	-	-	19,586.86	239,624.00	220,037.14	8.17%
FUND TOTAL	<u>\$ -</u>	<u>\$ -</u>	<u>\$ 19,586.86</u>	<u>\$ 239,624.00</u>	<u>\$ 220,037.14</u>	<u>8.17%</u>
JUSTICE COURT BLDG SECURITY (22800)						
Non-Departmental	595.87	-	5,406.13	6,850.00	1,443.87	78.92%
FUND TOTAL	<u>\$ 595.87</u>	<u>\$ -</u>	<u>\$ 5,406.13</u>	<u>\$ 6,850.00</u>	<u>\$ 1,443.87</u>	<u>78.92%</u>
CHILD ABUSE PREVENTION (22900)						
Non-Departmental	-	-	-	87,200.00	87,200.00	0.00%
FUND TOTAL	<u>\$ -</u>	<u>\$ -</u>	<u>\$ -</u>	<u>\$ 87,200.00</u>	<u>\$ 87,200.00</u>	<u>0.00%</u>
FAMILY PROTECTION (23000)						
Non-Departmental	-	-	-	70,366.00	70,366.00	0.00%
233RD District Court	-	68,644.00	68,644.00	68,644.00	-	100.00%
323RD District Court	-	-	90,805.00	90,805.00	-	100.00%
FUND TOTAL	<u>\$ -</u>	<u>\$ 68,644.00</u>	<u>\$ 159,449.00</u>	<u>\$ 229,815.00</u>	<u>\$ 70,366.00</u>	<u>69.38%</u>
GUARDIANSHIP (23100)						
Non-Departmental	-	-	110,000.00	197,756.00	87,756.00	55.62%
FUND TOTAL	<u>\$ -</u>	<u>\$ -</u>	<u>\$ 110,000.00</u>	<u>\$ 197,756.00</u>	<u>\$ 87,756.00</u>	<u>55.62%</u>
DRUG & ALCOHOL COURT (23200)						
Non-Departmental	-	-	-	48,517.00	48,517.00	0.00%
Community Supervision	6,423.38	-	58,464.20	100,000.00	41,535.80	58.46%
323RD District Court	-	51,483.00	51,483.00	51,483.00	-	100.00%
Criminal Court Administration	1,443.07	-	15,108.54	270,720.00	255,611.46	5.58%
FUND TOTAL	<u>\$ 7,866.45</u>	<u>\$ 51,483.00</u>	<u>\$ 125,055.74</u>	<u>\$ 470,720.00</u>	<u>\$ 345,664.26</u>	<u>26.57%</u>
COUNTY & DISTRICT COURT TECHNOLOGY FUND (23300)						
Information Technology	-	-	31,974.47	207,791.00	175,816.53	15.39%
FUND TOTAL	<u>\$ -</u>	<u>\$ -</u>	<u>\$ 31,974.47</u>	<u>\$ 207,791.00</u>	<u>\$ 175,816.53</u>	<u>15.39%</u>
LAW LIBRARY (24100)						
Law Library	86,691.08	263,343.42	1,080,854.06	2,038,883.00	958,028.94	53.01%
Judicial Law Library	23,739.21	52,542.64	168,846.43	175,000.00	6,153.57	96.48%
FUND TOTAL	<u>\$ 110,430.29</u>	<u>\$ 315,886.06</u>	<u>\$ 1,249,700.49</u>	<u>\$ 2,213,883.00</u>	<u>\$ 964,182.51</u>	<u>56.45%</u>
EDUCATION FUND (24200)						
Sheriff	-	-	14,574.61	128,051.00	113,476.39	11.38%
Sheriff - Confinement	-	-	-	39,057.00	39,057.00	0.00%
Constable Precinct 1	(945.00)	-	(315.00)	1,858.00	2,173.00	-16.95%
Constable Precinct 2	-	-	-	6,885.00	6,885.00	0.00%
Constable Precinct 3	-	-	-	1,331.00	1,331.00	0.00%
Constable Precinct 4	-	-	-	9,374.00	9,374.00	0.00%
Constable Precinct 5	-	-	-	6,563.00	6,563.00	0.00%
Constable Precinct 6	-	-	-	8,519.00	8,519.00	0.00%
Constable Precinct 7	-	-	-	8,041.00	8,041.00	0.00%
Constable Precinct 8	-	-	-	1,882.00	1,882.00	0.00%

**TARRANT COUNTY, TEXAS
BUDGET REPORT
FOR THE NINE (9) MONTHS ENDED 6/30/2020**

	<u>CURRENT MONTH EXPENDITURES</u>	<u>ENCUMBRANCES AND COMMITMENTS</u>	<u>TOTAL EXPENDITURES & COMMITMENTS</u>	<u>TOTAL BUDGET</u>	<u>UNEXPENDED BUDGET</u>	<u>% BUDGET USED</u>
EDUCATION FUND (24200) (cont'd)						
Fire Marshal	-	-	-	980.00	980.00	0.00%
Probate Court 1	-	-	3,067.33	47,100.00	44,032.67	6.51%
Probate Court 2	1,305.00	-	4,932.75	42,000.00	37,067.25	11.74%
District Attorney	-	-	-	3,209.00	3,209.00	0.00%
FUND TOTAL	<u>\$ 360.00</u>	<u>\$ -</u>	<u>\$ 22,259.69</u>	<u>\$ 304,850.00</u>	<u>\$ 282,590.31</u>	<u>7.30%</u>
APPELLATE JUDICIAL SYSTEM (24300)						
Appeals Court	11,649.53	-	118,240.02	193,502.00	75,261.98	61.11%
FUND TOTAL	<u>\$ 11,649.53</u>	<u>\$ -</u>	<u>\$ 118,240.02</u>	<u>\$ 193,502.00</u>	<u>\$ 75,261.98</u>	<u>61.11%</u>
VEHICLE INVENTORY TAX (25100)						
Tax Assessor / Collector	7,441.20	-	78,662.28	1,678,563.00	1,599,900.72	4.69%
FUND TOTAL	<u>\$ 7,441.20</u>	<u>\$ -</u>	<u>\$ 78,662.28</u>	<u>\$ 1,678,563.00</u>	<u>\$ 1,599,900.72</u>	<u>4.69%</u>
NON-DEBT CAPITAL (45100)						
County Judge	-	-	711.00	2,700.00	1,989.00	26.33%
County Administrator	-	16,885.25	19,992.25	26,161.00	6,168.75	76.42%
Non-Departmental	-	-	3,566.25	1,883,053.00	1,879,486.75	0.19%
Auditor	-	-	335.75	15,835.00	15,499.25	2.12%
Budget/Risk Management	-	-	380.83	1,300.00	919.17	29.29%
Tax Assessor / Collector	3,302.40	368.77	13,867.99	75,094.00	61,226.01	18.47%
Elections Administration	-	95,473.00	985,338.20	1,007,560.00	22,221.80	97.79%
Information Technology	960,931.52	3,542,936.59	12,643,538.73	20,967,250.00	8,323,711.27	60.30%
Human Resources	-	-	584.71	3,780.00	3,195.29	15.47%
Purchasing	-	-	847.25	1,000.00	152.75	84.73%
Facilities	2,987.78	163,049.20	608,966.08	1,465,254.00	856,287.92	41.56%
Sheriff	(0.26)	27,406.19	154,777.88	193,497.00	38,719.12	79.99%
Sheriff - Confinement	4,104.30	1,326.49	32,317.46	37,751.00	5,433.54	85.61%
Constable Precinct 5	-	-	-	3,383.00	3,383.00	0.00%
Constable Precinct 8	-	-	3,438.76	7,000.00	3,561.24	49.13%
Medical Examiner	28,352.00	508,968.39	602,598.74	616,250.00	13,651.26	97.78%
Community Supervision	7,608.90	1,526.78	17,928.08	25,733.00	7,804.92	69.67%
Juvenile Services	-	-	9,163.09	19,263.00	10,099.91	47.57%
Buildings	252,869.29	8,128,327.14	9,678,466.40	50,553,362.00	40,874,895.60	19.15%
297TH District Court	-	-	-	1,300.00	1,300.00	0.00%
Magistrate Court	-	-	-	2,550.00	2,550.00	0.00%
233RD District Court	(0.40)	-	3,638.68	3,700.00	61.32	98.34%
322ND District Court	645.00	-	1,908.10	1,927.00	18.90	99.02%
323RD District Court	-	-	192.00	192.00	-	100.00%
324TH District Court	-	814.00	814.00	814.00	-	100.00%
Criminal Court Administration	-	131,550.99	141,534.62	507,878.00	366,343.38	27.87%
Criminal Attorney Appointment	-	-	711.00	1,350.00	639.00	52.67%
Criminal Mental Health Court	-	483.14	1,117.34	3,850.00	2,732.66	29.02%
Probate Court 1	-	-	1,868.76	5,575.00	3,706.24	33.52%
Probate Court 2	-	-	-	1,300.00	1,300.00	0.00%
Justice of the Peace Pct 1	-	-	3,644.50	3,800.00	155.50	95.91%
Justice of the Peace Pct 3	-	-	2,090.00	2,200.00	110.00	95.00%
Justice of the Peace Pct 4	-	-	3,026.40	3,600.00	573.60	84.07%
District Attorney	1,361.12	3,561.18	22,326.88	22,659.00	332.12	98.53%
District Clerk	-	-	4,131.90	5,400.00	1,268.10	76.52%
County Clerk	331.50	5,066.55	94,627.26	132,285.00	37,657.74	71.53%
Domestic Relations	2,173.88	858.60	7,655.90	10,654.00	2,998.10	71.86%
Jury Services	-	-	174.00	174.00	-	100.00%
Courts / Judiciary	-	-	-	24,530.00	24,530.00	0.00%
Human Services	421.00	-	421.00	421.00	-	100.00%
Texas AgriLife Extension	-	-	2,592.78	3,000.00	407.22	86.43%
Commissioner Precinct 1	17,300.00	280,298.95	314,832.10	2,622,471.00	2,307,638.90	12.01%
Commissioner Precinct 2	1,208.79	-	752,006.77	1,134,183.00	382,176.23	66.30%
Commissioner Precinct 3	444.00	351,632.00	829,967.61	834,686.00	4,718.39	99.43%
Commissioner Precinct 4	-	242,274.00	1,026,772.31	1,459,304.00	432,531.69	70.36%

**TARRANT COUNTY, TEXAS
BUDGET REPORT
FOR THE NINE (9) MONTHS ENDED 6/30/2020**

	<u>CURRENT MONTH EXPENDITURES</u>	<u>ENCUMBRANCES AND COMMITMENTS</u>	<u>TOTAL EXPENDITURES ENCUMBRANCES & COMMITMENTS</u>	<u>TOTAL BUDGET</u>	<u>UNEXPENDED BUDGET</u>	<u>% BUDGET USED</u>
NON-DEBT CAPITAL (45100) (cont'd)						
Transportation	98,042.35	690,412.00	1,661,687.62	1,726,421.00	64,733.38	96.25%
FUND TOTAL	<u>\$ 1,382,083.17</u>	<u>\$ 14,193,219.21</u>	<u>\$ 29,654,560.98</u>	<u>\$ 85,421,450.00</u>	<u>\$ 55,766,889.02</u>	<u>34.72%</u>
2006 BOND ELECTION-BUILDINGS (47600)						
Non-Departmental Buildings	283,647.45	32,366,376.00	34,513,474.80	34,856,281.00	1,697,696.00 342,806.20	0.05% 99.02%
FUND TOTAL	<u>\$ 283,647.45</u>	<u>\$ 32,366,376.00</u>	<u>\$ 34,514,338.80</u>	<u>\$ 36,554,841.00</u>	<u>\$ 2,040,502.20</u>	<u>94.42%</u>
2006 BOND ELECTION-TRANSPORTATION (47700)						
Non-Departmental Transportation	-	2,351,643.00	2,351,643.00	3,926,809.00 25,098,264.00	3,924,914.25 22,746,621.00	0.05% 9.37%
FUND TOTAL	<u>\$ -</u>	<u>\$ 2,351,643.00</u>	<u>\$ 2,353,537.75</u>	<u>\$ 29,025,073.00</u>	<u>\$ 26,671,535.25</u>	<u>8.11%</u>
RESOURCE CONNECTION (51100)						
Non-Departmental Resource Connection	266,738.30	298,559.91	2,323,084.46	846,329.00 3,561,833.00	846,329.00 1,238,748.54	0.00% 65.22%
FUND TOTAL	<u>\$ 266,738.30</u>	<u>\$ 298,559.91</u>	<u>\$ 2,323,084.46</u>	<u>\$ 4,408,162.00</u>	<u>\$ 2,085,077.54</u>	<u>52.70%</u>
OIL & GAS ROYALTY (51200)						
Resource Connection	34,597.37	54,217.75	102,221.12	1,451,183.00	1,348,961.88	7.04%
FUND TOTAL	<u>\$ 34,597.37</u>	<u>\$ 54,217.75</u>	<u>\$ 102,221.12</u>	<u>\$ 1,451,183.00</u>	<u>\$ 1,348,961.88</u>	<u>7.04%</u>
SELF INSURANCE (61500)						
Self Insurance	12,441.97	26,948.00	352,427.39	1,807,725.00	1,455,297.61	19.50%
FUND TOTAL	<u>\$ 12,441.97</u>	<u>\$ 26,948.00</u>	<u>\$ 352,427.39</u>	<u>\$ 1,807,725.00</u>	<u>\$ 1,455,297.61</u>	<u>19.50%</u>
WORKERS COMPENSATION (61900)						
Self Insurance	281,084.15	-	2,198,696.59	4,687,621.00	2,488,924.41	46.90%
FUND TOTAL	<u>\$ 281,084.15</u>	<u>\$ -</u>	<u>\$ 2,198,696.59</u>	<u>\$ 4,687,621.00</u>	<u>\$ 2,488,924.41</u>	<u>46.90%</u>
COUNTY CLERK PROFESSIONAL LIABILITY (62100)						
County Clerk	-	-	-	719,876.00	719,876.00	0.00%
FUND TOTAL	<u>\$ -</u>	<u>\$ -</u>	<u>\$ -</u>	<u>\$ 719,876.00</u>	<u>\$ 719,876.00</u>	<u>0.00%</u>
DISTRICT CLERK PROFESSIONAL LIABILITY (62200)						
District Clerk	-	-	-	564,471.00	564,471.00	0.00%
FUND TOTAL	<u>\$ -</u>	<u>\$ -</u>	<u>\$ -</u>	<u>\$ 564,471.00</u>	<u>\$ 564,471.00</u>	<u>0.00%</u>
EMPLOYEE INSURANCE (65100)						
Non-Departmental Self Insurance	105,254.80 6,267,360.75	105,254.50 -	626,690.01 59,880,456.93	21,755,000.00 82,385,991.00	21,128,309.99 22,505,534.07	2.88% 72.68%
FUND TOTAL	<u>\$ 6,372,615.55</u>	<u>\$ 105,254.50</u>	<u>\$ 60,507,146.94</u>	<u>\$ 104,140,991.00</u>	<u>\$ 43,633,844.06</u>	<u>58.10%</u>

**TARRANT COUNTY, TEXAS
BUDGET REPORT
FOR THE NINE (9) MONTHS ENDED 6/30/2020**

	<u>CURRENT MONTH EXPENDITURES</u>	<u>ENCUMBRANCES AND COMMITMENTS</u>	<u>TOTAL EXPENDITURES ENCUMBRANCES & COMMITMENTS</u>	<u>TOTAL BUDGET</u>	<u>UNEXPENDED BUDGET</u>	<u>% BUDGET USED</u>
CARES ACT (CARES)						
City Partner Program	22,318,325.00	-	51,960,630.00	62,000,000.00	10,039,370.00	83.81%
County Operations	-	270,000.00	270,000.00	40,000,000.00	39,730,000.00	0.68%
FUND TOTAL	<u>\$ 22,318,325.00</u>	<u>\$ 270,000.00</u>	<u>\$ 52,230,630.00</u>	<u>\$ 102,000,000.00</u>	<u>\$ 49,769,370.00</u>	<u>51.21%</u>
DISTRICT ATTORNEY RESTITUTION COLLECTION FEE (D6200)						
District Attorney	-	-	2,637.84	39,593.00	36,955.16	6.66%
FUND TOTAL	<u>\$ -</u>	<u>\$ -</u>	<u>\$ 2,637.84</u>	<u>\$ 39,593.00</u>	<u>\$ 36,955.16</u>	<u>6.66%</u>
CRIMINAL DISTRICT ATTORNEY STATE FORFEITURE (D8700)						
District Attorney	51,218.71	4,977.64	268,358.17	1,470,280.00	1,201,921.83	18.25%
FUND TOTAL	<u>\$ 51,218.71</u>	<u>\$ 4,977.64</u>	<u>\$ 268,358.17</u>	<u>\$ 1,470,280.00</u>	<u>\$ 1,201,921.83</u>	<u>18.25%</u>
CRIMINAL DISTRICT ATTORNEY FEDERAL FORFEITURE JUSTICE (D8800)						
District Attorney	234.18	3,270.44	14,099.19	98,663.00	84,563.81	14.29%
FUND TOTAL	<u>\$ 234.18</u>	<u>\$ 3,270.44</u>	<u>\$ 14,099.19</u>	<u>\$ 98,663.00</u>	<u>\$ 84,563.81</u>	<u>14.29%</u>
CRIMINAL DISTRICT ATTORNEY FEDERAL FORFEITURE TREASURY (D8900)						
District Attorney	-	-	3,603.74	7,112.00	3,508.26	50.67%
FUND TOTAL	<u>\$ -</u>	<u>\$ -</u>	<u>\$ 3,603.74</u>	<u>\$ 7,112.00</u>	<u>\$ 3,508.26</u>	<u>50.67%</u>
8TH ADMIN JUDICIAL REGION (G1100)						
8th Admin Judicial Region	9,790.81	-	89,577.14	123,000.00	33,422.86	72.83%
FUND TOTAL	<u>\$ 9,790.81</u>	<u>\$ -</u>	<u>\$ 89,577.14</u>	<u>\$ 123,000.00</u>	<u>\$ 33,422.86</u>	<u>72.83%</u>
SHERIFFS INMATE COMMISSARY (S8700)						
Sheriff - Confinement	193,034.84	160,634.14	2,247,949.55	5,830,857.00	3,582,907.45	38.55%
FUND TOTAL	<u>\$ 193,034.84</u>	<u>\$ 160,634.14</u>	<u>\$ 2,247,949.55</u>	<u>\$ 5,830,857.00</u>	<u>\$ 3,582,907.45</u>	<u>38.55%</u>
COMBINED NARCOTICS ENFORCEMENT TEAM (S9300)						
Sheriff	20,192.19	29,817.84	245,581.22	330,000.00	84,418.78	74.42%
FUND TOTAL	<u>\$ 20,192.19</u>	<u>\$ 29,817.84</u>	<u>\$ 245,581.22</u>	<u>\$ 330,000.00</u>	<u>\$ 84,418.78</u>	<u>74.42%</u>
SHERIFF FEDERAL FORFEITURE-TREASURY (S9500)						
Sheriff	3,061.90	67,602.99	73,516.87	188,029.00	114,512.13	39.10%
FUND TOTAL	<u>\$ 3,061.90</u>	<u>\$ 67,602.99</u>	<u>\$ 73,516.87</u>	<u>\$ 188,029.00</u>	<u>\$ 114,512.13</u>	<u>39.10%</u>
SHERIFF DRUG FORFEITURE-NON DEA (S9600)						
Sheriff	-	-	11,771.00	108,297.00	96,526.00	10.87%
FUND TOTAL	<u>\$ -</u>	<u>\$ -</u>	<u>\$ 11,771.00</u>	<u>\$ 108,297.00</u>	<u>\$ 96,526.00</u>	<u>10.87%</u>

**TARRANT COUNTY, TEXAS
BUDGET REPORT
FOR THE NINE (9) MONTHS ENDED 6/30/2020**

	<u>CURRENT MONTH EXPENDITURES</u>	<u>ENCUMBRANCES AND COMMITMENTS</u>	<u>TOTAL EXPENDITURES ENCUMBRANCES & COMMITMENTS</u>	<u>TOTAL BUDGET</u>	<u>UNEXPENDED BUDGET</u>	<u>% BUDGET USED</u>
SHERIFF FEDERAL FORFEITURE-JUSTICE (\$9700)						
Sheriff	326.96	-	2,908.65	102,304.00	99,395.35	2.84%
FUND TOTAL	<u>\$ 326.96</u>	<u>\$ -</u>	<u>\$ 2,908.65</u>	<u>\$ 102,304.00</u>	<u>\$ 99,395.35</u>	<u>2.84%</u>
PUBLIC HEALTH (T0400)						
T0400-2020 Public Health						
Buildings	8,892.60	387.00	75,346.01	158,586.00	83,239.99	47.51%
Public Health	1,040,230.94	351,898.97	9,727,091.31	14,047,608.00	4,320,516.69	69.24%
T0410-2020 Public Health - Cash Match						
Public Health	10,028.63	5,740.00	349,599.61	469,964.00	120,364.39	74.39%
T0420-2020 Public Health-Op Sub						
Public Health	143,941.68	-	415,630.00	1,347,000.00	931,370.00	30.86%
T0450-2020 Public Health 1115 Wavier						
Non-Departmental	-	-	549,000.00	32,892,513.00	32,343,513.00	1.67%
Public Health	214,744.95	54,006.29	2,925,110.30	13,266,593.00	10,341,482.70	22.05%
FUND TOTAL	<u>\$ 1,417,838.80</u>	<u>\$ 412,032.26</u>	<u>\$ 14,041,777.23</u>	<u>\$ 62,182,264.00</u>	<u>\$ 48,140,486.77</u>	<u>22.58%</u>
SECTION 125 FORFEITURES (T0500)						
Self Insurance	2,352.67	31,244.25	88,063.06	1,959,656.00	1,871,592.94	4.49%
FUND TOTAL	<u>\$ 2,352.67</u>	<u>\$ 31,244.25</u>	<u>\$ 88,063.06</u>	<u>\$ 1,959,656.00</u>	<u>\$ 1,871,592.94</u>	<u>4.49%</u>
CHILDREN'S HOME FUND (T0600)						
Juvenile Services	445.82	-	445.82	73,333.00	72,887.18	0.61%
FUND TOTAL	<u>\$ 445.82</u>	<u>\$ -</u>	<u>\$ 445.82</u>	<u>\$ 73,333.00</u>	<u>\$ 72,887.18</u>	<u>0.61%</u>
BAIL BOND BOARD (T0700)						
Non-Departmental	855.00	-	2,695.00	8,500.00	5,805.00	31.71%
FUND TOTAL	<u>\$ 855.00</u>	<u>\$ -</u>	<u>\$ 2,695.00</u>	<u>\$ 8,500.00</u>	<u>\$ 5,805.00</u>	<u>31.71%</u>
TDRPS - TITLE IVE (T0800)						
Child Protective Services	408.32	595.00	18,054.57	99,783.00	81,728.43	18.09%
FUND TOTAL	<u>\$ 408.32</u>	<u>\$ 595.00</u>	<u>\$ 18,054.57</u>	<u>\$ 99,783.00</u>	<u>\$ 81,728.43</u>	<u>18.09%</u>
CONSTABLE FORFEITURE (T0900)						
Constable Precinct 7	-	-	-	10,124.00	10,124.00	0.00%
FUND TOTAL	<u>\$ -</u>	<u>\$ -</u>	<u>\$ -</u>	<u>\$ 10,124.00</u>	<u>\$ 10,124.00</u>	<u>0.00%</u>
CONSTABLE FORFEITURE - FEDERAL (T0970)						
Constable Precinct 7	-	-	-	571.00	571.00	0.00%
FUND TOTAL	<u>\$ -</u>	<u>\$ -</u>	<u>\$ -</u>	<u>\$ 571.00</u>	<u>\$ 571.00</u>	<u>0.00%</u>
JUVENILE PROBATION DISTRICT (T1000)						
Juvenile Services	1,302.19	-	8,935.04	236,194.00	227,258.96	3.78%
FUND TOTAL	<u>\$ 1,302.19</u>	<u>\$ -</u>	<u>\$ 8,935.04</u>	<u>\$ 236,194.00</u>	<u>\$ 227,258.96</u>	<u>3.78%</u>

**TARRANT COUNTY, TEXAS
BUDGET REPORT
FOR THE NINE (9) MONTHS ENDED 6/30/2020**

	<u>CURRENT MONTH EXPENDITURES</u>	<u>ENCUMBRANCES AND COMMITMENTS</u>	<u>TOTAL EXPENDITURES ENCUMBRANCES & COMMITMENTS</u>	<u>TOTAL BUDGET</u>	<u>UNEXPENDED BUDGET</u>	<u>% BUDGET USED</u>
UNCLAIMED JUVENILE RESTITUTION (T1100)						
Juvenile Services	-	-	8.45	11,215.00	11,206.55	0.08%
FUND TOTAL	<u>\$ -</u>	<u>\$ -</u>	<u>\$ 8.45</u>	<u>\$ 11,215.00</u>	<u>\$ 11,206.55</u>	<u>0.08%</u>
DEFERRED PROSECUTION (T1300)						
District Attorney	2,460.00	-	25,046.05	113,000.00	87,953.95	22.16%
FUND TOTAL	<u>\$ 2,460.00</u>	<u>\$ -</u>	<u>\$ 25,046.05</u>	<u>\$ 113,000.00</u>	<u>\$ 87,953.95</u>	<u>22.16%</u>
HISTORICAL COMMISSION (T2000)						
Historical Commission	-	-	-	4,311.00	4,311.00	0.00%
FUND TOTAL	<u>\$ -</u>	<u>\$ -</u>	<u>\$ -</u>	<u>\$ 4,311.00</u>	<u>\$ 4,311.00</u>	<u>0.00%</u>
HISTORICAL COMMISSION ARCHIVES (T2100)						
Historical Commission	-	-	-	15,830.00	15,830.00	0.00%
FUND TOTAL	<u>\$ -</u>	<u>\$ -</u>	<u>\$ -</u>	<u>\$ 15,830.00</u>	<u>\$ 15,830.00</u>	<u>0.00%</u>
CEMETERY FUND (T2300)						
Historical Commission	-	-	-	27,417.00	27,417.00	0.00%
FUND TOTAL	<u>\$ -</u>	<u>\$ -</u>	<u>\$ -</u>	<u>\$ 27,417.00</u>	<u>\$ 27,417.00</u>	<u>0.00%</u>
FIRE MARSHAL CODE (T2900)						
Fire Marshal	1,210.36	1,370.35	6,576.78	183,726.00	177,149.22	3.58%
FUND TOTAL	<u>\$ 1,210.36</u>	<u>\$ 1,370.35</u>	<u>\$ 6,576.78</u>	<u>\$ 183,726.00</u>	<u>\$ 177,149.22</u>	<u>3.58%</u>
DISTRICT ATTORNEY JPS CONTRACT (T3000)						
District Attorney	40,543.96	-	358,076.39	472,879.00	114,802.61	75.72%
FUND TOTAL	<u>\$ 40,543.96</u>	<u>\$ -</u>	<u>\$ 358,076.39</u>	<u>\$ 472,879.00</u>	<u>\$ 114,802.61</u>	<u>75.72%</u>
EMERGENCY SERVICES DISTRICT (T3100)						
Fire Marshal	7,438.87	-	65,754.41	91,000.00	25,245.59	72.26%
FUND TOTAL	<u>\$ 7,438.87</u>	<u>\$ -</u>	<u>\$ 65,754.41</u>	<u>\$ 91,000.00</u>	<u>\$ 25,245.59</u>	<u>72.26%</u>
CSCD BOND SUPERVISION UNIT (T3300)						
Community Supervision	232,922.28	4,120.52	2,082,046.29	4,682,218.00	2,600,171.71	44.47%
FUND TOTAL	<u>\$ 232,922.28</u>	<u>\$ 4,120.52</u>	<u>\$ 2,082,046.29</u>	<u>\$ 4,682,218.00</u>	<u>\$ 2,600,171.71</u>	<u>44.47%</u>
CRIMINAL COURTS DRUG PROGRAM (T3400)						
Criminal Court Administration	14,752.73	21,375.00	183,349.78	442,290.00	258,940.22	41.45%
FUND TOTAL	<u>\$ 14,752.73</u>	<u>\$ 21,375.00</u>	<u>\$ 183,349.78</u>	<u>\$ 442,290.00</u>	<u>\$ 258,940.22</u>	<u>41.45%</u>
MEDICAL EXAMINER CONFERENCE (T3700)						
Medical Examiner	5.08	-	171.97	22,224.00	22,052.03	0.77%
FUND TOTAL	<u>\$ 5.08</u>	<u>\$ -</u>	<u>\$ 171.97</u>	<u>\$ 22,224.00</u>	<u>\$ 22,052.03</u>	<u>0.77%</u>

**TARRANT COUNTY, TEXAS
BUDGET REPORT
FOR THE NINE (9) MONTHS ENDED 6/30/2020**

	<u>CURRENT MONTH EXPENDITURES</u>	<u>ENCUMBRANCES AND COMMITMENTS</u>	<u>TOTAL EXPENDITURES ENCUMBRANCES & COMMITMENTS</u>	<u>TOTAL BUDGET</u>	<u>UNEXPENDED BUDGET</u>	<u>% BUDGET USED</u>
PMC INSURED - 340B (T4100)						
Public Health	1,105,158.43	1,628,237.21	6,244,511.78	8,115,855.00	1,871,343.22	76.94%
FUND TOTAL	<u>\$ 1,105,158.43</u>	<u>\$ 1,628,237.21</u>	<u>\$ 6,244,511.78</u>	<u>\$ 8,115,855.00</u>	<u>\$ 1,871,343.22</u>	<u>76.94%</u>
MISCELLANEOUS DONATIONS - JUVENILE PROBATION (T5200)						
Juvenile Services	-	-	1,288.46	31,371.00	30,082.54	4.11%
FUND TOTAL	<u>\$ -</u>	<u>\$ -</u>	<u>\$ 1,288.46</u>	<u>\$ 31,371.00</u>	<u>\$ 30,082.54</u>	<u>4.11%</u>
DONATIONS EMERGENCY MANAGEMENT (T5350)						
County Administrator	\$ -	-	-	7,049.00	7,049.00	0.00%
FUND TOTAL	<u>\$ -</u>	<u>\$ -</u>	<u>\$ -</u>	<u>\$ 7,049.00</u>	<u>\$ 7,049.00</u>	<u>0.00%</u>
MISCELLANEOUS DONATIONS - HUMAN SERVICES (T5600)						
Human Services	4,438.59	-	66,966.60	80,151.00	13,184.40	83.55%
FUND TOTAL	<u>\$ 4,438.59</u>	<u>\$ -</u>	<u>\$ 66,966.60</u>	<u>\$ 80,151.00</u>	<u>\$ 13,184.40</u>	<u>83.55%</u>
MISCELLANEOUS DONATIONS - HUMAN SERVICES-RELIANT (T5640)						
Human Services	1,122.35	-	14,378.09	39,275.00	24,896.91	36.61%
FUND TOTAL	<u>\$ 1,122.35</u>	<u>\$ -</u>	<u>\$ 14,378.09</u>	<u>\$ 39,275.00</u>	<u>\$ 24,896.91</u>	<u>36.61%</u>
MISCELLANEOUS DONATIONS - HUMAN SERVICES-CIRRO (T5642)						
Human Services	-	-	-	1,036.00	1,036.00	0.00%
FUND TOTAL	<u>\$ -</u>	<u>\$ -</u>	<u>\$ -</u>	<u>\$ 1,036.00</u>	<u>\$ 1,036.00</u>	<u>0.00%</u>
HUMAN SERVICES-STREAM (T5644)						
Human Services	-	-	34.00	34.00	-	100.00%
FUND TOTAL	<u>\$ -</u>	<u>\$ -</u>	<u>\$ 34.00</u>	<u>\$ 34.00</u>	<u>\$ -</u>	<u>100.00%</u>
HUMAN SERVICES-DIRECT ENERGY (T5646)						
Human Services	-	-	2,392.01	13,700.00	11,307.99	17.46%
FUND TOTAL	<u>\$ -</u>	<u>\$ -</u>	<u>\$ 2,392.01</u>	<u>\$ 13,700.00</u>	<u>\$ 11,307.99</u>	<u>17.46%</u>
MISCELLANEOUS DONATIONS - CPS (T5700)						
Child Protective Services	-	-	11,076.19	52,885.00	41,808.81	20.94%
FUND TOTAL	<u>\$ -</u>	<u>\$ -</u>	<u>\$ 11,076.19</u>	<u>\$ 52,885.00</u>	<u>\$ 41,808.81</u>	<u>20.94%</u>
MISCELLANEOUS DONATIONS - HEALTH DEPT (T5800)						
Public Health	-	-	2,425.58	26,195.00	23,769.42	9.26%
FUND TOTAL	<u>\$ -</u>	<u>\$ -</u>	<u>\$ 2,425.58</u>	<u>\$ 26,195.00</u>	<u>\$ 23,769.42</u>	<u>9.26%</u>


**TARRANT COUNTY, TEXAS
BUDGET REPORT
FOR THE NINE (9) MONTHS ENDED 6/30/2020**

	<u>CURRENT MONTH EXPENDITURES</u>	<u>ENCUMBRANCES AND COMMITMENTS</u>	<u>TOTAL EXPENDITURES & COMMITMENTS</u>	<u>TOTAL BUDGET</u>	<u>UNEXPENDED BUDGET</u>	<u>% BUDGET USED</u>
MISCELLANEOUS DONATIONS - VETERAN COURT PROGRAM (T5960)						
Veterans Diversion Court	-	8,394.83	10,000.00	62,910.00	52,910.00	15.90%
FUND TOTAL	<u>\$ -</u>	<u>\$ 8,394.83</u>	<u>\$ 10,000.00</u>	<u>\$ 62,910.00</u>	<u>\$ 52,910.00</u>	<u>15.90%</u>
MISCELLANEOUS DONATIONS - FAMILY COURT SERVICES (T6000)						
Information Technology	-	1,071.00	1,071.00	6,738.00	5,667.00	15.89%
Domestic Relations	-	-	2,844.20	6,339.00	3,494.80	44.87%
FUND TOTAL	<u>\$ -</u>	<u>\$ 1,071.00</u>	<u>\$ 3,915.20</u>	<u>\$ 13,077.00</u>	<u>\$ 9,161.80</u>	<u>29.94%</u>
MISCELLANEOUS DONATIONS - CRCG (T6100)						
Public Assistance	838.53	-	22,125.59	29,493.00	7,367.41	75.02%
FUND TOTAL	<u>\$ 838.53</u>	<u>\$ -</u>	<u>\$ 22,125.59</u>	<u>\$ 29,493.00</u>	<u>\$ 7,367.41</u>	<u>75.02%</u>
MISCELLANEOUS DONATIONS - PEACE OFFICER MEMORIAL (T6200)						
Buildings	-	46,470.00	46,470.00	64,992.00	18,522.00	71.50%
FUND TOTAL	<u>\$ -</u>	<u>\$ 46,470.00</u>	<u>\$ 46,470.00</u>	<u>\$ 64,992.00</u>	<u>\$ 18,522.00</u>	<u>71.50%</u>
MISCELLANEOUS DONATIONS - LAW ENFORCEMENT (T6300)						
Sheriff	-	0.71	286.20	290.00	3.80	98.69%
FUND TOTAL	<u>\$ -</u>	<u>\$ 0.71</u>	<u>\$ 286.20</u>	<u>\$ 290.00</u>	<u>\$ 3.80</u>	<u>98.69%</u>
ATTF RENTAL ASSOC DONATION (T6500)						
Sheriff	-	-	-	239.00	239.00	0.00%
FUND TOTAL	<u>\$ -</u>	<u>\$ -</u>	<u>\$ -</u>	<u>\$ 239.00</u>	<u>\$ 239.00</u>	<u>0.00%</u>
SHERIFF'S EMPLOYEE RECOGNITION AND AWARD (T7000)						
Sheriff	-	-	-	1,432.00	1,432.00	0.00%
FUND TOTAL	<u>\$ -</u>	<u>\$ -</u>	<u>\$ -</u>	<u>\$ 1,432.00</u>	<u>\$ 1,432.00</u>	<u>0.00%</u>
CONTRACT ELECTIONS (T7100)						
Elections Administration	4,757.02	113,851.25	1,292,039.24	3,596,165.00	2,304,125.76	35.93%
FUND TOTAL	<u>\$ 4,757.02</u>	<u>\$ 113,851.25</u>	<u>\$ 1,292,039.24</u>	<u>\$ 3,596,165.00</u>	<u>\$ 2,304,125.76</u>	<u>35.93%</u>
ELECTIONS CHAPTER 19 (T7300)						
Elections Administration	(600.00)	-	9,421.49	15,000.00	5,578.51	62.81%
FUND TOTAL	<u>\$ (600.00)</u>	<u>\$ -</u>	<u>\$ 9,421.49</u>	<u>\$ 15,000.00</u>	<u>\$ 5,578.51</u>	<u>62.81%</u>

**TARRANT COUNTY, TEXAS
BUDGET REPORT
FOR THE NINE (9) MONTHS ENDED 6/30/2020**

	<u>CURRENT MONTH EXPENDITURES</u>	<u>ENCUMBRANCES AND COMMITMENTS</u>	<u>TOTAL EXPENDITURES ENCUMBRANCES & COMMITMENTS</u>	<u>TOTAL BUDGET</u>	<u>UNEXPENDED BUDGET</u>	<u>% BUDGET USED</u>
ELECTIONS CHAPTER 19 GRANT MATCH (T7310)						
Elections Administration	-	-	-	352,835.00	352,835.00	0.00%
FUND TOTAL	<u>\$ -</u>	<u>\$ -</u>	<u>\$ -</u>	<u>\$ 352,835.00</u>	<u>\$ 352,835.00</u>	<u>0.00%</u>
EMERGENCY RESPONSE (T8000)						
Information Technology	591,355.42	561,615.18	1,152,970.60	-	(1,152,970.60)	0.00%
Disaster Relief	940,282.12	1,575,767.60	6,992,267.53	-	(6,992,267.53)	0.00%
Buildings	48,728.89	385,944.55	500,570.36	-	(500,570.36)	0.00%
Resource Connection	2,040.58	5,938.69	10,000.00	-	(10,000.00)	0.00%
Public Health	112,256.54	2,904,563.54	3,016,820.08	-	(3,016,820.08)	0.00%
Commissioner Precinct 2	7,618.00	-	7,618.00	-	(7,618.00)	0.00%
Commissioner Precinct 4	720.11	1,079.89	1,800.00	-	(1,800.00)	0.00%
FUND TOTAL	<u>\$ 1,703,001.66</u>	<u>\$ 5,434,909.45</u>	<u>\$ 11,682,046.57</u>	<u>\$ -</u>	<u>\$ (11,682,046.57)</u>	<u>0.00%</u>

TARRANT COUNTY
FEE OFFICE ACCOUNTS



TARRANT COUNTY, TEXAS
FEE OFFICE ACCOUNTS
COMBINED SCHEDULE OF CASH RECEIPTS AND DISBURSEMENTS
FOR THE NINE (9) MONTHS ENDED 6/30/2020

<u>COMBINED (1)</u>		<u>TAX ASSESSOR / COLLECTOR</u>	<u>DISTRICT CLERK</u>	<u>COUNTY CLERK</u>
	CASH RECEIPTS			
	GENERAL:			
\$510,751,888	County Fees	\$481,002,541	\$7,148,516	\$13,529,752
376,701,722	State Fees	370,861,019	2,597,746	1,991,795
4,023,490,807	Other	4,022,165,840	496,763	828,204
40,983,037	TRUST	0	9,615,420	7,987,456
4,951,927,454	TOTAL CASH RECEIPTS	4,874,029,400	19,858,445	24,337,207
	CASH DISBURSEMENTS			
	GENERAL:			
508,975,966	County Fees	478,597,300	7,147,915	13,992,047
379,190,064	State Fees	373,310,251	2,653,606	1,975,045
4,006,416,342	Other	4,005,522,455	439,051	434,085
41,352,529	TRUST	0	7,996,892	9,832,962
4,935,934,901	TOTAL CASH DISBURSEMENTS	4,857,430,006	18,237,464	26,234,139
	EXCESS (DEFICIT) RECEIPTS OVER DISBURSEMENTS	16,599,394	1,620,981	(1,896,932)
	CASH AND INVESTMENTS:			
91,681,855	BEGINNING	37,342,853	22,124,991	25,666,576
\$107,674,408	ENDING	\$53,942,247	\$23,745,972	\$23,769,644
	<u>FEE OFFICE AGENCY FUND</u>			
\$57,576,769	CASH AND INVESTMENTS			
50,097,639	RESTRICTED ASSETS			
\$107,674,408	TOTAL			

NOTE: Inter-office eliminations not made. Cash receipts and disbursements in one office may also be included in another office.

(1) Activity reported represents eight months ended May 31, 2020 for all fee offices other than the Public Probate Administrator Fund which is thru June 30, 2020.

<u>SHERIFF</u>	<u>COMMUNITY SUPERVISION & CORRECTIONS</u>	<u>DISTRICT ATTORNEY</u>	<u>CONSTABLES</u>	<u>JUSTICES OF THE PEACE</u>	<u>OTHER</u>
\$2,440,445	\$0	\$0	\$278,160	\$3,443,099	\$2,909,375
0	0	0	0	1,251,162	0
0	0	0	0	0	0
<u>12,479,980</u>	<u>7,997,112</u>	<u>481,408</u>	<u>2,182,616</u>	<u>239,045</u>	<u>0</u>
14,920,425	7,997,112	481,408	2,460,776	4,933,306	2,909,375
2,374,436	0	0	277,710	3,620,866	2,965,692
0	0	0	0	1,251,162	0
0	0	0	0	0	20,751
<u>12,633,170</u>	<u>7,891,737</u>	<u>563,563</u>	<u>2,188,639</u>	<u>245,566</u>	<u>0</u>
<u>15,007,606</u>	<u>7,891,737</u>	<u>563,563</u>	<u>2,466,349</u>	<u>5,117,594</u>	<u>2,986,443</u>
(87,181)	105,375	(82,155)	(5,573)	(184,288)	(77,068)
<u>5,411,759</u>	<u>519,941</u>	<u>174,383</u>	<u>6,023</u>	<u>249,485</u>	<u>185,844</u>
<u>\$5,324,578</u>	<u>\$625,316</u>	<u>\$92,228</u>	<u>\$450</u>	<u>\$65,197</u>	<u>\$108,776</u>

TARRANT COUNTY, TEXAS
CONSTABLE ACCOUNTS
COMBINING SCHEDULE OF CASH RECEIPTS AND DISBURSEMENTS
FOR THE NINE (9) MONTHS ENDED 6/30/2020

<u>COMBINED (1)</u>		<u>PRECINCT ONE</u>	<u>PRECINCT TWO</u>	<u>PRECINCT THREE</u>
	CASH RECEIPTS			
	GENERAL:			
\$278,160	County Fees	\$36,292	\$23,409	\$68,670
0	State Fees	0	0	0
0	Other	0	0	0
<u>2,182,616</u>	TRUST	<u>479</u>	<u>26,168</u>	<u>2,079,578</u>
2,460,776	TOTAL CASH RECEIPTS	36,771	49,577	2,148,248
	CASH DISBURSEMENTS			
	GENERAL:			
277,710	County Fees	36,292	23,409	68,220
0	State Fees	0	0	0
0	Other	0	0	0
<u>2,188,639</u>	TRUST	<u>479</u>	<u>26,168</u>	<u>2,085,601</u>
<u>2,466,349</u>	TOTAL CASH DISBURSEMENTS	<u>36,771</u>	<u>49,577</u>	<u>2,153,821</u>
(5,573)	EXCESS (DEFICIT) RECEIPTS OVER DISBURSEMENTS	0	0	(5,573)
	CASH AND INVESTMENTS:			
<u>6,023</u>	BEGINNING	<u>0</u>	<u>0</u>	<u>6,023</u>
<u>\$450</u>	ENDING	<u>\$0</u>	<u>\$0</u>	<u>\$450</u>

NOTE: Inter-office eliminations not made. Cash receipts and disbursements in one office may also be included in another office.

(1) Activity reported represents eight months ended May 31, 2020 unless otherwise stated in the accompanying notes to the combined financial statements.

PRECINCT FOUR	PRECINCT FIVE	PRECINCT SIX	PRECINCT SEVEN	PRECINCT EIGHT
\$35,764	\$20,416	\$28,297	\$42,076	\$23,236
0	0	0	0	0
0	0	0	0	0
48,609	3,429	15,760	6,686	1,907
84,373	23,845	44,057	48,762	25,143
35,764	20,416	28,297	42,076	23,236
0	0	0	0	0
0	0	0	0	0
48,609	3,429	15,760	6,686	1,907
84,373	23,845	44,057	48,762	25,143
0	0	0	0	0
0	0	0	0	0
\$0	\$0	\$0	\$0	\$0

TARRANT COUNTY, TEXAS
JUSTICE OF THE PEACE ACCOUNTS
COMBINING SCHEDULE OF CASH RECEIPTS AND DISBURSEMENTS
FOR THE NINE (9) MONTHS ENDED 6/30/2020

<u>COMBINED (1)</u>		<u>PRECINCT ONE</u>	<u>PRECINCT TWO</u>	<u>PRECINCT THREE</u>
	CASH RECEIPTS			
	GENERAL:			
\$3,443,099	County Fees	\$619,207	\$493,567	\$339,499
1,251,162	State Fees	114,157	142,341	105,065
0	Other	0	0	0
<u>239,045</u>	TRUST	<u>54,693</u>	<u>31,849</u>	<u>56,701</u>
4,933,306	TOTAL CASH RECEIPTS	788,057	667,757	501,265
	CASH DISBURSEMENTS			
	GENERAL:			
3,620,866	County Fees	619,207	594,531	339,499
1,251,162	State Fees	114,157	142,341	105,065
0	Other	0	0	0
<u>245,566</u>	TRUST	<u>54,693</u>	<u>32,492</u>	<u>56,701</u>
<u>5,117,594</u>	TOTAL CASH DISBURSEMENTS	<u>788,057</u>	<u>769,364</u>	<u>501,265</u>
(184,288)	EXCESS (DEFICIT) RECEIPTS OVER DISBURSEMENTS	0	(101,607)	0
	CASH AND INVESTMENTS:			
<u>249,485</u>	BEGINNING	<u>0</u>	<u>117,207</u>	<u>0</u>
<u>\$65,197</u>	ENDING	<u>\$0</u>	<u>\$15,600</u>	<u>\$0</u>

NOTE: Inter-office eliminations not made. Cash receipts and disbursements in one office may also be included in another office.

(1) Activity reported represents eight months ended May 31, 2020 unless otherwise stated in the accompanying notes to the combined financial statements.

PRECINCT FOUR	PRECINCT FIVE	PRECINCT SIX	PRECINCT SEVEN	PRECINCT EIGHT
\$377,163	\$259,578	\$501,017	\$487,824	\$365,244
143,505	195,191	259,901	201,214	89,788
0	0	0	0	0
<u>27,289</u>	<u>8,540</u>	<u>25,963</u>	<u>33,589</u>	<u>421</u>
547,957	463,309	786,881	722,627	455,453
377,163	281,085	501,017	543,120	365,244
143,505	195,191	259,901	201,214	89,788
0	0	0	0	0
<u>27,289</u>	<u>10,761</u>	<u>25,993</u>	<u>37,216</u>	<u>421</u>
<u>547,957</u>	<u>487,037</u>	<u>786,911</u>	<u>781,550</u>	<u>455,453</u>
0	(23,728)	(30)	(58,923)	0
<u>0</u>	<u>42,567</u>	<u>5,157</u>	<u>84,554</u>	<u>0</u>
<u>\$0</u>	<u>\$18,839</u>	<u>\$5,127</u>	<u>\$25,631</u>	<u>\$0</u>

TARRANT COUNTY, TEXAS
OTHER FEE OFFICE ACCOUNTS
COMBINING SCHEDULE OF CASH RECEIPTS AND DISBURSEMENTS
FOR THE NINE (9) MONTHS ENDED 6/30/2020

<u>COMBINED(1)</u>		<u>DOMESTIC RELATIONS OFFICE</u>	<u>CHILD SUPPORT</u>	<u>PUBLIC PROBATE ADMINISTRATOR</u>
	CASH RECEIPTS			
	GENERAL:			
\$2,909,375	County Fees	\$157,640	\$2,741,467	\$10,268
0	State Fees	0	0	0
0	Other	0	0	0
0	TRUST	0	0	0
2,909,375	TOTAL CASH RECEIPTS	157,640	2,741,467	10,268
	CASH DISBURSEMENTS			
	GENERAL:			
2,965,692	County Fees	161,394	2,801,593	2,705
0	State Fees	0	0	0
20,751	Other	0	0	20,751
0	TRUST	0	0	0
2,986,443	TOTAL CASH DISBURSEMENTS	161,394	2,801,593	23,456
(77,068)	EXCESS (DEFICIT) RECEIPTS OVER DISBURSEMENTS	(3,754)	(60,126)	(13,188)
	CASH AND INVESTMENTS:			
185,844	BEGINNING	4,584	112,058	69,202
\$108,776	ENDING	\$830	\$51,932	\$56,014

NOTE: Inter-office eliminations not made. Cash receipts and disbursements in one office may also be included in another office.

(1) Activity reported represents eight months ended May 31, 2020 unless otherwise stated in the accompanying notes to the combined financial statements. Activity for the Public Probate Administrator Fund is thru June 30, 2020.