


---


# COUNTY AUDITOR

**TARRANT COUNTY FINANCIAL STATEMENTS  
FOR THE MONTH OF MAY 2020**



**TARRANT COUNTY, TEXAS**

---



**TARRANT COUNTY**  
TARRANT COUNTY ADMINISTRATION BUILDING - ROOM 506  
100 E. WEATHERFORD  
FORT WORTH, TEXAS 76196-0103  
817/884-1205  
Fax 817/884-1104

S. RENEE TIDWELL, CPA  
COUNTY AUDITOR  
rtidwell@tarrantcounty.com

VINCE CRUZ JR.  
FIRST ASSISTANT COUNTY AUDITOR  
vcruz@tarrantcounty.com

July 14, 2020

The Honorable District Judges  
The Honorable Commissioners Court  
Tarrant County, Texas

RE: County Auditor's May 2020 Financial Reports

I herewith submit the financial report of Tarrant County, Texas as of and for the eight months ending May 31, 2020.

If you have any questions concerning this report or the financial well-being of the County, please call.

Sincerely,

  
S. Renée Tidwell, CPA  
County Auditor

**TARRANT COUNTY, TEXAS  
COMBINED BALANCE SHEET  
GOVERNMENTAL FUNDS  
AS OF 5/31/2020**

<u>COMBINED TOTAL</u>		<u>GENERAL</u>	<u>ROAD &amp; BRIDGE</u>	<u>DEBT SERVICE</u>
<b>ASSETS</b>				
\$705,676,534.56	CASH AND INVESTMENTS	\$244,945,459.76	\$14,198,254.68	\$29,988,165.37
22,282,101.25	TAXES RECEIVABLE (NET)	20,557,742.24	6,960.97	1,717,398.04
9,815,429.32	OTHER RECEIVABLES (NET)	3,414,272.51	204,000.87	65,224.88
3,503,669.44	FEE OFFICE RECEIVABLE	3,503,669.44	0.00	0.00
17,713,264.99	DUE FROM OTHER FUNDS	17,713,264.99	0.00	0.00
606,576.89	ADVANCE TO ENTERPRISE FUND	0.00	0.00	0.00
<u>1,892,993.74</u>	PREPAID EXPENSES AND INVENTORY	<u>718,371.76</u>	<u>895,630.14</u>	<u>0.00</u>
<u>\$761,490,570.19</u>	<b>TOTAL ASSETS</b>	<u>\$290,852,780.70</u>	<u>\$15,304,846.66</u>	<u>\$31,770,788.29</u>
<b>LIABILITIES</b>				
\$6,526,575.20	ACCOUNTS PAYABLE	\$4,400,772.58	\$327,794.13	\$0.00
21,451,959.90	OTHER LIABILITIES	16,973,126.84	659,284.72	0.00
17,713,264.99	DUE TO OTHER FUNDS	0.00	0.00	0.00
<u>182,779,949.05</u>	UNEARNED REVENUE	<u>0.00</u>	<u>0.00</u>	<u>0.00</u>
228,471,749.14	<b>TOTAL LIABILITIES</b>	21,373,899.42	987,078.85	0.00
<b>DEFERRED INFLOWS OF RESOURCES</b>				
22,282,101.25	UNAVAILABLE REVENUE - PROPERTY TAXES	20,557,742.24	6,960.97	1,717,398.04
<u>3,503,669.44</u>	UNAVAILABLE REVENUE - FEE OFFICE	<u>3,503,669.44</u>	<u>0.00</u>	<u>0.00</u>
25,785,770.69	<b>TOTAL DEFERRED INFLOWS OF RESOURCES</b>	24,061,411.68	6,960.97	1,717,398.04
<b>FUND BALANCES</b>				
<u>507,233,050.36</u>	<b>FUND BALANCES</b>	<u>245,417,469.60</u>	<u>14,310,806.84</u>	<u>30,053,390.25</u>
<u>507,233,050.36</u>	<b>TOTAL FUND BALANCES</b>	<u>245,417,469.60</u>	<u>14,310,806.84</u>	<u>30,053,390.25</u>
<u>\$761,490,570.19</u>	<b>TOTAL LIABILITIES, DEFERRED INFLOWS OF RESOURCES, AND FUND BALANCES</b>	<u>\$290,852,780.70</u>	<u>\$15,304,846.66</u>	<u>\$31,770,788.29</u>

<u>CAPITAL PROJECTS</u>	<u>GRANT FUNDS</u>	<u>CARES ACT</u>	<u>OTHER GOVERNMENTAL FUNDS</u>
\$148,308,015.10	\$11,927,914.17	\$180,234,659.58	\$76,074,065.90
0.00	0.00	0.00	0.00
0.00	5,959,458.24	0.00	172,472.82
0.00	0.00	0.00	0.00
0.00	0.00	0.00	0.00
606,576.89	0.00	0.00	0.00
0.00	93,652.53	0.00	185,339.31
<u>\$148,914,591.99</u>	<u>\$17,981,024.94</u>	<u>\$180,234,659.58</u>	<u>\$76,431,878.03</u>
\$1,047,233.15	\$226,057.33	\$0.00	\$524,718.01
10,487.23	1,801,332.78	0.00	2,007,728.33
0.00	13,408,345.36	0.00	4,304,919.63
0.00	2,545,289.47	180,234,659.58	0.00
1,057,720.38	17,981,024.94	180,234,659.58	6,837,365.97
0.00	0.00	0.00	0.00
0.00	0.00	0.00	0.00
0.00	0.00	0.00	0.00
147,856,871.61	0.00	0.00	69,594,512.06
147,856,871.61	0.00	0.00	69,594,512.06
<u>\$148,914,591.99</u>	<u>\$17,981,024.94</u>	<u>\$180,234,659.58</u>	<u>\$76,431,878.03</u>

**TARRANT COUNTY, TEXAS**  
**COMBINED STATEMENT OF REVENUES AND EXPENDITURES**  
**AND CHANGES IN FUND BALANCE**  
**GOVERNMENTAL FUNDS**  
**FOR THE EIGHT (8) MONTHS ENDED 5/31/2020**

<u>COMBINED TOTAL</u>		<u>GENERAL</u>	<u>ROAD &amp; BRIDGE</u>	<u>DEBT SERVICE</u>
	<b>REVENUES:</b>			
\$451,853,781.95	TAXES, LICENSES AND PERMITS	\$419,038,607.41	\$90.87	\$32,812,583.67
74,524,090.17	FEEES OF OFFICE	51,813,558.25	11,088,590.00	0.00
2,132,995.07	FINES	2,132,995.07	0.00	0.00
108,452,290.23	INTERGOVERNMENTAL	16,357,552.60	43,104.90	0.00
3,795,434.26	INVESTMENT INCOME	1,630,335.74	104,377.41	117,026.53
8,398,145.88	MISCELLANEOUS	4,723,105.92	155,716.10	0.00
649,156,737.56	TOTAL REVENUES	495,696,154.99	11,391,879.28	32,929,610.20
	<b>EXPENDITURES:</b>			
	<b>CURRENT:</b>			
96,622,636.66	GENERAL GOVERNMENT	86,686,536.77	2,557,915.75	0.00
104,843,227.09	PUBLIC SAFETY	98,558,848.51	0.00	0.00
126,145,073.47	JUDICIAL	117,127,874.97	0.00	0.00
60,468,687.74	COMMUNITY SERVICES	3,986,749.72	0.00	0.00
14,482,735.90	TRANSPORTATION	0.00	14,482,735.90	0.00
54,733,685.05	CAPITAL/CONSTRUCTION	0.00	0.00	0.00
4,138,630.75	DEBT SERVICE	0.00	0.00	4,138,630.75
461,434,676.66	TOTAL EXPENDITURES	306,360,009.97	17,040,651.65	4,138,630.75
187,722,060.90	EXCESS (DEFICIT) OF REVENUES OVER EXPENDITURES	189,336,145.02	(5,648,772.37)	28,790,979.45
	<b>OTHER FINANCING SOURCES (USES):</b>			
34,647,398.86	OPERATING TRANSFERS IN	390,757.57	7,663,188.68	0.00
(35,022,398.86)	OPERATING TRANSFERS OUT	(34,062,739.98)	0.00	0.00
187,347,060.90	EXCESS (DEFICIT ) OF REVENUES AND OPERATING TRANSFERS OVER EXPENDITURES	155,664,162.61	2,014,416.31	28,790,979.45
	<b>FUND BALANCES:</b>			
319,885,989.46	BEGINNING OF PERIOD	89,753,306.99	12,296,390.53	1,262,410.80
\$507,233,050.36	END OF PERIOD	\$245,417,469.60	\$14,310,806.84	\$30,053,390.25

<u>CAPITAL PROJECTS</u>	<u>GRANT FUNDS</u>	<u>CARES ACT</u>	<u>OTHER GOVERNMENTAL FUNDS</u>
\$0.00	\$0.00	\$0.00	\$2,500.00
0.00	451,711.01	0.00	11,170,230.91
0.00	0.00	0.00	0.00
0.00	50,207,528.28	29,582,196.92	12,261,907.53
1,221,442.88	83,006.42	60,108.08	579,137.20
116,217.04	124,303.09	0.00	3,278,803.73
<u>1,337,659.92</u>	<u>50,866,548.80</u>	<u>29,642,305.00</u>	<u>27,292,579.37</u>
0.00	401,928.23	0.00	6,976,255.91
0.00	2,357,332.95	0.00	3,927,045.63
0.00	7,041,154.48	0.00	1,976,044.02
0.00	39,009,476.10	0.00	17,472,461.92
0.00	0.00	0.00	0.00
21,934,550.17	2,056,657.04	29,642,305.00	1,100,172.84
0.00	0.00	0.00	0.00
<u>21,934,550.17</u>	<u>50,866,548.80</u>	<u>29,642,305.00</u>	<u>31,451,980.32</u>
(20,596,890.25)	0.00	0.00	(4,159,400.95)
24,535,396.00	19,901.31	0.00	2,038,155.30
0.00	(19,901.31)	0.00	(939,757.57)
3,938,505.75	0.00	0.00	(3,061,003.22)
<u>143,918,365.86</u>	<u>0.00</u>	<u>0.00</u>	<u>72,655,515.28</u>
<u>\$147,856,871.61</u>	<u>\$0.00</u>	<u>\$0.00</u>	<u>\$69,594,512.06</u>

**TARRANT COUNTY, TEXAS**  
**STATEMENT OF NET POSITION**  
**PROPRIETARY FUNDS**  
**AS OF 5/31/2020**

<u>COMBINED TOTAL</u>		<u>ENTERPRISE</u>	<u>INTERNAL SERVICE</u>
<b>ASSETS</b>			
\$38,087,127.41	CASH AND INVESTMENTS	\$3,386,464.64	\$34,700,662.77
69,966.84	OTHER RECEIVABLES (NET)	6,463.81	63,503.03
250,682.79	PREPAID EXPENSES AND INVENTORY	4,682.79	246,000.00
<u>3,976,273.73</u>	FIXED ASSETS (NET)	<u>3,976,273.73</u>	<u>0.00</u>
<u>42,384,050.77</u>	TOTAL ASSETS	<u>7,373,884.97</u>	<u>35,010,165.80</u>
<b>DEFERRED OUTFLOWS OF RESOURCES</b>			
111,906.00	PENSION CONTRIBUTIONS AFTER MEASUREMENT DATE	111,906.00	0.00
239,259.00	DIFFERENCE IN PROJECTED & ACTUAL PENSION EARNINGS	239,259.00	0.00
21,226.00	CHANGES IN PENSION ASSUMPTIONS	21,226.00	0.00
<u>24,849.00</u>	OPEB CONTRIBUTIONS AFTER MEASUREMENT DATE	<u>24,849.00</u>	<u>0.00</u>
<u>397,240.00</u>	TOTAL DEFERRED OUTFLOWS OF RESOURCES	<u>397,240.00</u>	<u>0.00</u>
<b>LIABILITIES</b>			
2,193,089.75	ACCOUNTS PAYABLE	66,691.89	2,126,397.86
13,078,507.03	OTHER LIABILITIES	37,462.26	13,041,044.77
606,576.89	ADVANCE FROM CAPITAL PROJECTS FUND	606,576.89	0.00
155,567.12	UNEARNED REVENUE	60,225.89	95,341.23
969,303.00	NET PENSION LIABILITY	969,303.00	0.00
522,912.00	OTHER POST EMPLOYMENT BENEFIT LIABILITY	522,912.00	0.00
<u>125,658.95</u>	COMPENSATED ABSENCES	<u>125,658.95</u>	<u>0.00</u>
<u>17,651,614.74</u>	TOTAL LIABILITIES	<u>2,388,830.88</u>	<u>15,262,783.86</u>
<b>DEFERRED INFLOWS OF RESOURCES</b>			
55,897.00	DIFFERENCE IN EXPECTED & ACTUAL PENSION EXPERIENCE	55,897.00	0.00
19,734.00	CHANGES IN PENSION ASSUMPTIONS	19,734.00	0.00
139,995.00	DIFFERENCE IN EXPECTED & ACTUAL OPEB EXPERIENCE	139,995.00	0.00
<u>101,755.00</u>	CHANGES IN OPEB ASSUMPTIONS	<u>101,755.00</u>	<u>0.00</u>
<u>317,381.00</u>	TOTAL DEFERRED INFLOWS OF RESOURCES	<u>317,381.00</u>	<u>0.00</u>
<b>NET POSITION</b>			
<u>24,812,295.03</u>	NET POSITION	<u>5,064,913.09</u>	<u>19,747,381.94</u>
<u>\$24,812,295.03</u>	TOTAL NET POSITION	<u>\$5,064,913.09</u>	<u>\$19,747,381.94</u>

**TARRANT COUNTY, TEXAS**  
**COMBINED STATEMENT OF REVENUES, EXPENSES**  
**AND CHANGES IN FUND NET POSITION**  
**PROPRIETARY FUNDS**  
**FOR THE EIGHT (8) MONTHS ENDED 5/31/2020**

<u>COMBINED TOTAL</u>		<u>ENTERPRISE</u>	<u>INTERNAL SERVICE</u>
	<b>OPERATING REVENUES:</b>		
\$2,104,892.99	BUILDING RENTALS	\$2,104,892.99	\$0.00
15,712,589.07	USER FEES	0.00	15,712,589.07
41,823,789.16	COUNTY CONTRIBUTIONS	0.00	41,823,789.16
<u>2,091,276.62</u>	OTHER REVENUES	<u>55,423.91</u>	<u>2,035,852.71</u>
61,732,547.84	TOTAL OPERATING REVENUES	2,160,316.90	59,572,230.94
	<b>OPERATING EXPENSES:</b>		
799,055.70	PERSONNEL	799,055.70	0.00
960,446.44	BUILDING AND EQUIPMENT	930,363.54	30,082.90
209,593.07	DEPRECIATION AND AMORTIZATION	209,593.07	0.00
48,040,115.53	SELF INSURANCE CLAIMS	0.00	48,040,115.53
4,868,097.06	INSURANCE PREMIUMS	37,473.51	4,830,623.55
2,499,278.95	ADMINISTRATION	0.00	2,499,278.95
<u>936,181.09</u>	OTHER EXPENSES	<u>87,048.80</u>	<u>849,132.29</u>
<u>58,312,767.84</u>	TOTAL OPERATING EXPENSES	<u>2,063,534.62</u>	<u>56,249,233.22</u>
3,419,780.00	OPERATING INCOME (LOSS)	96,782.28	3,322,997.72
	<b>NON-OPERATING REVENUE (EXPENSE):</b>		
<u>246,476.59</u>	INTEREST INCOME	<u>25,533.75</u>	<u>220,942.84</u>
3,666,256.59	NET INCOME (LOSS) BEFORE TRANSFERS	122,316.03	3,543,940.56
	<b>OPERATING TRANSFERS:</b>		
375,000.00	OPERATING TRANSFERS IN	0.00	375,000.00
<u>0.00</u>	OPERATING TRANSFERS OUT	<u>0.00</u>	<u>0.00</u>
4,041,256.59	NET INCOME (LOSS)	122,316.03	3,918,940.56
	<b>NET POSITION:</b>		
<u>20,771,038.44</u>	BEGINNING OF PERIOD	<u>4,942,597.06</u>	<u>15,828,441.38</u>
<u>\$24,812,295.03</u>	END OF PERIOD	<u>\$5,064,913.09</u>	<u>\$19,747,381.94</u>



**TARRANT COUNTY, TEXAS**  
**COMBINED BALANCE SHEET**  
**AGENCY FUNDS**  
**AS OF 5/31/2020**

<u>COMBINED TOTAL</u>		<u>PAYROLL CLEARING</u>	<u>FEE OFFICE</u>	<u>COMMUNITY SUPERVISION &amp; CORRECTIONS</u>
<b>ASSETS</b>				
\$70,673,685.25	CASH AND INVESTMENTS	\$6,209,551.28	\$58,148,588.34	\$6,315,545.63
52,957.31	OTHER RECEIVABLES	52,957.31	0.00	0.00
115,409.41	FEE OFFICE RECEIVABLE	0.00	1,836.65	113,572.76
<u>48,302,326.84</u>	RESTRICTED ASSETS	<u>0.00</u>	<u>48,302,326.84</u>	<u>0.00</u>
<u>\$119,144,378.81</u>	TOTAL ASSETS	<u>\$6,262,508.59</u>	<u>\$106,452,751.83</u>	<u>\$6,429,118.39</u>
<b>LIABILITIES AND FUND BALANCE</b>				
\$31,707.69	ACCOUNTS PAYABLE	\$0.00	\$0.00	\$31,707.69
<u>119,112,671.12</u>	OTHER LIABILITIES	<u>6,262,508.59</u>	<u>106,452,751.83</u>	<u>6,397,410.70</u>
<u>\$119,144,378.81</u>	TOTAL LIABILITIES AND FUND BALANCE	<u>\$6,262,508.59</u>	<u>\$106,452,751.83</u>	<u>\$6,429,118.39</u>

**TARRANT COUNTY, TEXAS**  
**NOTES TO COMBINED FINANCIAL STATEMENTS**  
**FOR THE EIGHT (8) MONTHS ENDED 5/31/2020**

I. SUMMARY OF SIGNIFICANT ACCOUNTING POLICIES:

Reporting Entity

The accompanying financial statements reflect the funds and accounts of the financial reporting entity Tarrant County, Texas (the "County"), as of May 2020 and for the eight months then ended. Other components of the County not included in the accompanying financial statements include, Tarrant County Hospital District, Tarrant County Mental Health and Mental Retardation Services, Tarrant County Industrial Development Corporation, Tarrant County Health Facilities Development Corporation, Tarrant County Cultural Education Facilities Finance Corporation, and Tarrant County Housing Financing Corporation. These components are technically a part of the "reporting entity" because of the budgetary oversight responsibility by the Commissioners' Court of Tarrant County. These components however are unrelated to the financial condition and results of operations of the County, and have been excluded from the accompanying financial statements. Separate financial statements of these entities are available upon request.

Revenue Recognition

Revenue is generally recognized on the modified accrual basis. Under this method of accounting, revenues are recognized when susceptible to accrual, i.e., both measurable and available. The primary revenue sources susceptible to accrual are property taxes, fines and fees due to fee offices which are recognized as unavailable revenue until cash is received. Other sources are generally not measurable until received in cash.

Expenditure Recognition

Expenditures are recorded when incurred. Expenditures for principal and interest on long-term debt are recorded when due. The accrual basis of accounting is utilized in the proprietary funds. Encumbrances are not included as expenditures.

Budget Basis Reporting

The budget is prepared utilizing a modified cash basis of accounting, with adjustments for encumbrances, as allowed by state statutes. Budget basis information is presented in the accompanying "Budgetary Information" section at a summary level. Budget information at the legal level of control is available upon request.

Investment Income Allocation

To maximize investment earnings on "idle" cash and cash equivalents, a "pooled cash" concept is utilized. Under this concept nearly all deposits are maintained in the same bank account and are invested on a daily basis. Generally, interest earnings are allocated to each fund based on the funds relative percentage of the total pool.

Pension Liability

The net pension liability was actuarially valued as of December 31, 2018. The net pension liability recorded in the Resource Connection is \$969,303. The amount for the governmental funds is \$342,755,010, which is reported in the comprehensive annual financial report.

OPEB Liability

The total OPEB liability was actuarially measured as of September 30, 2018. The total OPEB liability recorded in the Resource Connection is \$522,912. The amount for the governmental funds is \$163,192,088, which is reported in the comprehensive annual financial report.

**TARRANT COUNTY, TEXAS**  
**NOTES TO COMBINED FINANCIAL STATEMENTS**  
**FOR THE EIGHT (8) MONTHS ENDED 5/31/2020**

I. SUMMARY OF SIGNIFICANT ACCOUNTING POLICIES (CONT'D):

Compensated Absences

Accumulated unpaid vacation leave and vested sick pay have been recorded in the Enterprise Fund for the Resource Connection. An additional amount has been accrued for salary related payments associated with the payment of compensated absences. The amount of compensated absences for the remaining governmental funds is \$45,913,032 which is reported in the comprehensive annual financial report.

Deferred Outflows/Inflows of Resources

Deferred outflows of resources apply to future periods and so will not be recognized as an expense/ expenditure until then. Deferred inflows of resources apply to future periods and will be recognized as a revenue at that time.

Incurred but Not Reported

Included in the "Other Liabilities" of the Internal Service fund's Employee Benefits is \$4,000,000 of incurred but not reported medical and drug claims.

II. BASIS OF PRESENTATION:

The accounts of the County are organized and operated on the basis of funds, each of which is considered a separate accounting entity. Government resources are allocated to and accounted for in individual funds based on the purpose for which they are to be spent and the means by which spending activities are controlled.

Funds are classified into three categories: Governmental, Proprietary and Fiduciary. Each category is divided into separate fund types. The following fund types are used by the County.

Governmental Funds: Used to account for all or most of a government's general activity.

General Fund – used to account for the general operations of the County.

Road and Bridge Fund – used to account for the collection and expenditure of those monies designated to be spent for acquisition, construction and maintenance of county roads and bridges.

Debt Service Fund – used to account for accumulation of resources and for the payment of general long-term debt principal, interest, and related costs.

Capital Projects Funds – used to account for financial resources to be used for the acquisition and/or construction of facilities, equipment, software and infrastructure.

Grant Funds – used to account for the activities conducted under the many grant agreements between the County and various state and federal organizations.

CARES Act Fund – used to account for the direct funding and costs of the Coronavirus Aid, Relief and Economic Security Act.

Other Governmental Funds – used to account for specific revenue sources which are legally restricted to expenditures for specified purposes.

**TARRANT COUNTY, TEXAS  
NOTES TO COMBINED FINANCIAL STATEMENTS  
FOR THE EIGHT (8) MONTHS ENDED 5/31/2020**

Proprietary Funds: Used to account for operations that are financed in a manner similar to those in the private sector, where the determination of net income is appropriate for sound financial administration.

Enterprise Fund – used to account for operations that are financed and operated in a manner similar to private enterprise where the County’s intent is to provide goods or services to the public on a continuing basis financed primarily through user charges. The County operates two enterprise funds, the Resource Connection and Oil and Gas Royalty.

Internal Service Funds – used to account for the various self-insurance activities for the County.

**II. BASIS OF PRESENTATION (CONT'D):**

Fiduciary Funds: Used to account for assets held by the County in a trustee or agency capacity for others and therefore cannot be used to support the government’s own programs.

Payroll Clearing – used to account for deductions and matching contributions from employees paychecks to be remitted to third parties.

Fee Office funds – used to account for monies still in the custody of the fee officers. It includes tax collections on behalf of other taxing jurisdictions and restricted assets of court ordered trust funds administered by the County Clerk and District Clerk.

Community Supervision and Corrections – used to account for the State agency funds in the County depository.

**III. NEGATIVE CASH BALANCES:**

The following funds have negative cash balances at the balance sheet date. This occurs when expenditures exceed revenue collection. The General Fund has advanced money to these Funds thereby, allowing for continued operation of the related programs. These advances by the General Fund have been reflected in the accompanying combined balance sheet as Due from other funds. The advances also represent a loss of investment earnings to the General Fund and are not a reimbursable item by the grantor under reimbursing grant agreements.

Most negative cash balances arise in the County's reimbursing grant programs. These programs require the payment of expenditures prior to the reimbursement by the grantor. These cash deficits have existed for years and do not create any major concerns. However, this information is helpful to the reader of the financial statements to provide a fuller understanding of the details of County operations.

<u>FUND</u>	<u>DEFICIT</u>
E0024 RYAN WHITE ENDING HIV EPIDEMIC	\$ 26,521.73
E0027 RYAN WHITE PART C - OUTPATIENT EIS PROGRAM	30,261.29
E0028 RYAN WHITE HIV/AIDS TREATMENT MODERNIZATION ACT PART A	157,212.07
E0032 RYAN WHITE PART B	30,066.62
F0025 DHHS-RYAN WHITE TITLE IV PART D - WOMEN, INFANTS, CHILDREN	56,668.69
F0027 RYAN WHITE PART C - OUTPATIENT EIS PROGRAM	50,159.49
F0028 RYAN WHITE HIV/AIDS TREATMENT MODERNIZATION ACT PART A	427,357.46
F0031 HIV/STAT SERVICES	65,309.86
F0032 RYAN WHITE PART B	652,867.09
F0033 SURVEILLANCE	43,683.07
F0034 INFECTIOUS DISEASE SURVEILLANCE AND EPIDEMIOLOGY	62,773.34

**TARRANT COUNTY, TEXAS  
NOTES TO COMBINED FINANCIAL STATEMENTS  
FOR THE EIGHT (8) MONTHS ENDED 5/31/2020**

**III. NEGATIVE CASH BALANCES (CONT'D):**

<u>FUND</u>	<u>DEFICIT</u>
F0035 HIV PREVENTION	\$ 180,517.58
F0037 HIV/HOPWA	67,338.42
F0038 STD/HIV OPER	544,308.47
F0040 TDFPS-COMMUNITY YOUTH DEVELOPMENT - FY20	57,591.46
F0042 BIOTERRORISM PREPAREDNESS - LAB	70,665.17
F0043 CPS-PREPAREDNESS/HAZARDS (BIO TERRORISM)	356,045.50
F0044 DSHS-C.R.I - CITIES READINESS INITIATIVE	83,201.49
F0045 TB/PC-TB CONTROL & PREVENTION (CLINIC)	230,337.22
F0046 TUBERCULOSIS - PREVENTION AND CONTROL	182,862.04
F0051 IMMUNIZATIONS	173,999.21
F0054 INFECTIOUS DISEASE CONTROL UNIT/FLU-LAB	620.79
F0058 DSHS - HEALTHY TEXAS BABIES	12,208.18
F0060 WIC CARD PARTICIPATION	2,082,473.63
F0062 ESSENTIAL HEALTH SERVICES OFFICE OF PUBLIC HEALTH PRACTICE	94,131.87
F0079 NACCHO-VECTOR CONTROL COLLABORATIVE	7,605.88
F0081 DSHS-NORTH TEXAS SYNDROMIC SURVEILLANCE PROGRAM	23,253.96
F0082 DSHS-CDC COVID-19 EMERGENCY RESPONSE	179,991.08
F0084 DSHS-CDC COVID-19	20,359.53
F0085 PRITZKER FAMILY FOUNDATION-PRITZKER COMMUNITY FELLOW	8,254.76
F0087 USCRI - REFUGEE MEDICAL SCREENING	57,268.24
F0093 NURSE FAMILY PARTNERSHIP GRANT	128,259.74
F0095 CDC-UNTHSC-TUBERCULOSIS EPIDEMIOLOGIC RESEARCH	446.05
G0008 CJD - FAMILY DRUG COURT	25,808.28
G0012 VETERANS COURT PROGRAM	74,107.40
G0018 CJD-REACHING INDEPENDENCE THROUGH SELF EMPOWERMENT (RISE)	54,929.53
G0020 CJD-SOCIAL MEDIA LISTENING REGIONAL PROJECT	24,000.00
G0065 VICTIMS ASSISTANCE GRANT-VOCA	22,846.07
G0081 VAWA - PROTECTIVE ORDER UNIT	33,769.78
G0082 CJD-BILINGUAL VICTIM ASSISTANCE COORDINATOR	28,784.80
G0084 D.I.R.E.C.T. PROGRAM	69,196.22
G0085 MENTAL HEALTH DIVERSION COURT PROGRAM	40,195.43
G0087 CJD-INTIMATE PARTNER-FAMILY VIOLENCE VICTIM ADVOCATES	115,457.42
H0001 COMMUNITY DEVELOPMENT SALARY ALLOCATION FUND	120,814.82
H0041 HOME ADMINISTRATIVE FUNDS	133,316.72
H0042 COMMUNITY DEVELOPMENT BLOCK GRANT ADMIN	1,297,761.13
H0061 HOUSING OPPORTUNITIES FOR PERSONS WITH AIDS (HOPWA)	505.30
H0071 EMERGENCY SHELTER PROGRAM	68,457.00
H0500 SUPPORTIVE HOUSING PROGRAM	885,258.28
L0013 OJP-DOJ-NIJ FORENSIC BACKLOG REDUCTION	126,010.53
L0017 OJP-DOJ-BJA TARRANT COUNTY STOP SCHOOL VIOLENCE PROJECT	24,931.42
M0008 CITY OF FORT WORTH-JAG (MENTAL HEALTH LIAISON)	30,218.45
M0014 ACCESS AND VISITATION GRANT	10,374.50
M0022 AUTO THEFT TASK FORCE	144,469.16
M0040 HOMELAND SECURITY GRANT PROGRAM	82,336.40
M0044 TXDOT COURTESY PATROL PROGRAM	666,037.58
M0046 INTERNET CRIMES AGAINST CHILDREN	207.00
M0048 BILINGUAL VICTIMS ASSISTANCE COORDINATOR	3,873.04
M0058 TC 9-1-1 DISTRICT - PUBLIC SAFETY ANSWERING POINTS	33,192.09
M0061 TVC-VETERAN'S TREATMENT COURT	45,460.00
M0066 TXDOT-TRAFFIC SAFETY FOR EXPANSION OF THE DWI NO REFUSAL	15,240.00
M0079 TC 9-1-1 DISTRICT - PROJECT 25 RADIO INTEROPERABILITY	63,262.00
M0085 HHS-SUBSTANCE ABUSE AND MENTAL HEALTH SERVICES (SAMSHA)	67,722.71
M0086 TJCMH-MENTAL HEALTH DIVERSION PROGRAM	12,045.42
M0087 GENERATOR FOR SHERIFF SUB STATION PROJECT	100,325.57
M0089 TC HISTORICAL PRESERVATION PLAN	26,070.00
M0090 USDA-NCRS-TARRANT COUNTY RESOURCE CONNECTION RAINWATER	665.20
P0011 STATE FINANCIAL ASSISTANCE FUND (BPS)	36,643.35

**TARRANT COUNTY, TEXAS  
NOTES TO COMBINED FINANCIAL STATEMENTS  
FOR THE EIGHT (8) MONTHS ENDED 5/31/2020**

**III. NEGATIVE CASH BALANCES (CONT'D):**

<u>FUND</u>	<u>DEFICIT</u>
P0014 TJPC-STATE AID-JUVENILE SUPPLEMENTAL PAY	\$ 235,692.44
P0016 TJJD-SPECIAL NEEDS DIVERSIONARY PROGRAM	24,396.81
P0026 REGIONAL DIVERSION ALTERNATIVES PROGRAM FY20 (REIMBURSEMENT)	39,960.61
P0027 TJPC-JJAEP	852,031.50
P0028 TJJD-MENTAL HEALTH SERVICES (MHS)	98,235.07
R0012 SECTION 8 - FY 2018 MAINSTREAM VOUCHER PROGRAM	6,391.98
R0013 HUD-SECTION 8 FUND BALANCE	270,209.91
R0017 HUD-VASH - VETERANS AFFAIRS SUPPORTIVE HOUSING VOUCHERS	965,841.75
R0025 FAMILY SELF SUFFICIENCY - CY20	187,919.33
R0032 SHELTER PLUS CARE	31,765.36
T0048 BIOSENSE REDESIGN PROJECT APC - INTERIM	<u>46,987.02</u>
SUB-TOTAL GRANTS	13,408,345.36
G1100 8TH ADMINISTRATIVE JUDICIAL REGION	15,195.27
T3100 TC EMERGENCY SERVICE DISTRICT #1	11,693.06
T7300 CONTRACT ELECTIONS	406.33
T8000 EMERGENCY RESPONSE	<u>4,277,624.97</u>
TOTAL	<u>\$ 17,713,264.99</u>

**IV. INVESTMENTS:**

All investment securities are purchased on the basis of "Delivery vs. Payment" and are held at JPMorgan Chase Bank – New York by the Safekeeping Department in a segregated account in the name of Tarrant County. "Delivery vs. Payment" means that the County's money is not released until the securities are delivered to the Safekeeping Department.

All securities held and transactions executed during the period conform to the requirements of the Government Code Section 2256, The Public Funds Investment Act, and the Tarrant County Investment Policy, as adopted by the Commissioners Court on November 19, 2019.

<u>DESCRIPTION/ COUPON RATE</u>	<u>PAR</u>	<u>PURCHASE DATE</u>	<u>MATURITY DATE</u>	<u>YIELD TO MATURITY</u>	<u>CARRYING VALUE</u>
FHLMC 1.625% non callable	\$ 3,000,000	10/30/19	09/29/20	1.600%	\$ 3,022,792
FHLMC 1.875% non callable	3,000,000	10/30/19	11/17/20	1.615%	<u>3,025,692</u>
Total Securities					6,048,484
				Average Rate	
JPMorgan Chase Savings				0.20%	182,204,054
JPMorgan Chase Savings II				0.20%	32,208,564
JPMorgan Chase Checking				0.20%	288,822,169
Lone Star Investment Pool				0.31%	95,622,996
Texas CLASS Investment Pool				0.37%	13,397,488
TexStar Investment Pool				0.24%	58,101,132
TexPool Investment Pool				0.27%	<u>78,933,511</u>
TOTAL INVESTMENTS					<u>\$ 755,338,398</u>

**TARRANT COUNTY, TEXAS**  
**NOTES TO COMBINED FINANCIAL STATEMENTS**  
**FOR THE EIGHT (8) MONTHS ENDED 5/31/2020**

IV. INVESTMENTS (CONT'D):

The County's US Agency Obligations of \$6,048,484 are valued using quoted prices for similar assets in markets that are not active. The carrying value of the securities listed above has been increased by \$34,012 to reflect the current market value at May 31, 2020. The recorded position of the pools for Lone Star, Texas CLASS and TexPool are measured at amortized cost as these pools meet the requirements of GASB Statement No. 79. The recorded position of the pool for TexStar is measured at net asset value and is designed to approximate the share value.

V. CAPITAL ASSETS:

A summary of the Governmental Funds' capital assets follows:

	Balance October 1, 2019	Additions	Disposals/ Adjustments	Balance May 31, 2020
Land and land improvements	\$ 66,581,670.00	\$ -	\$ -	\$ 66,581,670.00
Construction in progress	2,925,675.05	2,225,693.10	-	5,151,368.15
Software in development	24,674,252.80	2,467,615.40	(64,056.64)	27,077,811.56
Buildings and improvements	507,577,944.99	139,731.62	-	507,717,676.61
Furnishings and equipment	94,214,117.56	8,457,372.16	(4,692,416.48)	97,979,073.24
Software	50,328,157.69	74,399.10	129,056.64	50,531,613.43
Infrastructure	130,557,532.46	-	-	130,557,532.46
	<u>\$ 876,859,350.55</u>	<u>\$ 13,364,811.38</u>	<u>\$ (4,627,416.48)</u>	<u>\$ 885,596,745.45</u>

VI. SCHEDULE OF OUTSTANDING BONDED DEBT:

	AMOUNT	INTEREST RATES
2010 - Limited Tax Refunding & Improvement Bonds	\$ 7,690,000	5.00%
2013 - Limited Tax Refunding & Improvement Bonds	47,120,000	5.00%
2015 - Limited Tax Refunding & Improvement Bonds	61,895,000	3.00% to 5.00%
2015A - Limited Tax Refunding & Improvement Bonds	55,095,000	1.97%
2016 - Limited Tax Refunding Bonds	58,855,000	1.48%
2017 - Limited Tax Refunding Bonds	35,720,000	2.13%
Total Outstanding Bonded Debt	<u>\$ 266,375,000</u>	

Arbitrage provisions of the Internal Revenue Tax Act of 1986 require the County to rebate excess arbitrage earnings from bond proceeds to the federal government. This amount was estimated to be \$0 as of September 30, 2019.

**TARRANT COUNTY, TEXAS  
 NOTES TO COMBINED FINANCIAL STATEMENTS  
 FOR THE EIGHT (8) MONTHS ENDED 5/31/2020**

**VII. FEE OFFICE FINANCIAL STATUS:**


These financial statements reflect financial balances as of the date indicated below for the fee offices of the County:

<u>OFFICE</u>	<u>AS OF</u>	<u>OFFICE</u>	<u>AS OF</u>
Tax Assessor/Collector	April 30, 2020	Child Support	April 30, 2020
County Clerk	April 30, 2020	Child Support – Trust	April 30, 2020
Sheriff	April 30, 2020	Justice of Peace 1	April 30, 2020
Constable 1	April 30, 2020	Justice of Peace 2	April 30, 2020
Constable 2	April 30, 2020	Justice of Peace 3	April 30, 2020
Constable 3	April 30, 2020	Justice of Peace 4	April 30, 2020
Constable 4	April 30, 2020	Justice of Peace 5	April 30, 2020
Constable 5	April 30, 2020	Justice of Peace 6	April 30, 2020
Constable 6	April 30, 2020	Justice of Peace 7	April 30, 2020
Constable 7	April 30, 2020	Justice of Peace 8	April 30, 2020
Constable 8	April 30, 2020	Community Supervision & Corrections	April 30, 2020
District Attorney	April 30, 2020	Domestic Relations	April 30, 2020
District Clerk	April 30, 2020		
Public Probate Administrator	May 31, 2020		

**VIII. CONTINGENCIES:**

The County is self-insured for workers' compensation, automobile bodily injury and property damage, comprehensive general liability and all self-insured retentions for existing policies. At May 31, 2020, \$9,024,873 has been accrued, based on an actuarial assessment, to provide for potential losses resulting from pending or threatened litigation, asserted claims and claims incurred but not reported.





**TARRANT COUNTY, TEXAS  
CAPITAL PROJECT FUNDS  
FUND DESCRIPTIONS**

**FUND 45100 - NON-DEBT CAPITAL FUND**

This fund was established to account for capital acquisitions funded from County auction proceeds, operating transfers from general fund, gas signing bonuses and gas royalties.

**FUND 47600 – 2006 BOND ELECTION FUND**

This fund was established to account for the expenditure of the proceeds of General Obligation Bonds issued to fund capital acquisitions originally approved by the voters.

**FUND 47700 – 2006 BOND ELECTION-TRANSPORTATION FUND**

This fund was established to account for the expenditure of the proceeds of General Obligation Bonds issued to fund transportation projects originally approved by the voters.

**TARRANT COUNTY, TEXAS**  
**COMBINING BALANCE SHEET**  
**CAPITAL PROJECTS FUNDS**  
**AS OF 5/31/2020**

<u>COMBINED TOTAL</u>		<u>NON-DEBT CAPITAL</u>	<u>2006 BOND ELECTION</u>	<u>2006 BOND ELECTION TRANSPORTATION</u>
<b>ASSETS</b>				
\$148,308,015.10	CASH AND INVESTMENTS	\$66,106,268.37	\$36,544,694.01	\$45,657,052.72
<u>606,576.89</u>	ADVANCE TO ENTERPRISE FUND	<u>606,576.89</u>	<u>0.00</u>	<u>0.00</u>
<u>\$148,914,591.99</u>	<b>TOTAL ASSETS</b>	<u>\$66,712,845.26</u>	<u>\$36,544,694.01</u>	<u>\$45,657,052.72</u>
<b>LIABILITIES AND FUND BALANCES</b>				
<b>LIABILITIES:</b>				
\$1,047,233.15	ACCOUNTS PAYABLE	\$799,847.70	\$247,385.45	\$0.00
<u>10,487.23</u>	OTHER LIABILITIES	<u>10,487.23</u>	<u>0.00</u>	<u>0.00</u>
1,057,720.38	<b>TOTAL LIABILITIES</b>	810,334.93	247,385.45	0.00
<b>FUND BALANCES:</b>				
<u>147,856,871.61</u>	<b>FUND BALANCES</b>	<u>65,902,510.33</u>	<u>36,297,308.56</u>	<u>45,657,052.72</u>
<u>\$148,914,591.99</u>	<b>TOTAL LIABILITIES AND FUND BALANCES</b>	<u>\$66,712,845.26</u>	<u>\$36,544,694.01</u>	<u>\$45,657,052.72</u>

**TARRANT COUNTY, TEXAS**  
**COMBINING STATEMENT OF REVENUES AND EXPENDITURES**  
**AND CHANGES IN FUND BALANCE**  
**CAPITAL PROJECTS FUNDS**  
**FOR THE EIGHT (8) MONTHS ENDED 5/31/2020**

<u>COMBINED TOTAL</u>		<u>NON-DEBT CAPITAL</u>	<u>2006 BOND ELECTION</u>	<u>2006 BOND ELECTION TRANSPORTATION</u>
	<b>REVENUES:</b>			
\$1,221,442.88	INVESTMENT INCOME	\$528,689.01	\$319,097.59	\$373,656.28
<u>116,217.04</u>	MISCELLANEOUS	<u>116,217.04</u>	<u>0.00</u>	<u>0.00</u>
1,337,659.92	TOTAL REVENUES	644,906.05	319,097.59	373,656.28
	<b>EXPENDITURES:</b>			
<u>21,934,550.17</u>	CAPITAL/CONSTRUCTION	<u>18,510,156.75</u>	<u>3,230,240.67</u>	<u>194,152.75</u>
<u>21,934,550.17</u>	TOTAL EXPENDITURES	<u>18,510,156.75</u>	<u>3,230,240.67</u>	<u>194,152.75</u>
(20,596,890.25)	EXCESS (DEFICIT) OF REVENUES OVER EXPENDITURES	(17,865,250.70)	(2,911,143.08)	179,503.53
	<b>OTHER FINANCING SOURCES (USES):</b>			
<u>24,535,396.00</u>	OPERATING TRANSFERS IN	<u>24,535,396.00</u>	<u>0.00</u>	<u>0.00</u>
3,938,505.75	EXCESS (DEFICIT ) OF REVENUES AND OPERATING TRANSFERS OVER EXPENDITURES	6,670,145.30	(2,911,143.08)	179,503.53
	<b>FUND BALANCE (DEFICIT):</b>			
<u>143,918,365.86</u>	BEGINNING OF PERIOD	<u>59,232,365.03</u>	<u>39,208,451.64</u>	<u>45,477,549.19</u>
<u>\$147,856,871.61</u>	END OF PERIOD	<u>\$65,902,510.33</u>	<u>\$36,297,308.56</u>	<u>\$45,657,052.72</u>



**TARRANT COUNTY, TEXAS  
OTHER GOVERNMENTAL FUNDS  
FUND DESCRIPTION**

**FUND 24100 - LAW LIBRARY FUND**

This fund was established, pursuant to State statutes, to account for the collection and expenditure of monies collected in civil cases supporting the Tarrant County Law Library.

**FUND 25100 - VEHICLE INVENTORY TAX FUND**

This fund was established, pursuant to State statutes, to account for any interest earnings generated from the vehicle inventory tax, which the collector shall retain to defray the cost of collecting this tax. The Tax Assessor has discretion over the use of this fund.

**RECORDS PRESERVATION AND TECHNOLOGY FUNDS**

These funds were established, pursuant to State statutes, to account for the collection and expenditure of monies collected for the preservation and automation of County records. These funds are further described on page 27.

**FUND 24200 - EDUCATION FUND**

This fund was established, pursuant to State statutes, to account for the collection and expenditure of monies collected to provide for the continuing education of those officials and employees associated with the probate courts and certain law enforcement offices.

**FUND T0400 - PUBLIC HEALTH FUND**

The Tarrant County Hospital District provides funding for the operation of the Tarrant County Health Department in an effort to aggregate the cost of health service to Tarrant County residents. This funding arrangement began in 1999. These costs were previously paid from the County's General fund. This fund also includes the Medicaid 1115 Waiver, this waiver is to enhance access to health care, increase the quality of care, improve the cost-effectiveness of care provided and better serve the health of the patients and their families.

**FUND 22300 - CONSUMER HEALTH FUND**

This fund was established, pursuant to State statutes, to account for the collection of food permit fees and expenditures incurred in connection with issuing permits and conducting inspections.

**COURT DESIGNATED FUNDS**

These funds were established to account for the collection and expenditures of court ordered fees, pursuant to State statutes. These funds are further described on page 33.

**FUNDS (D6200-D8700) - DISTRICT ATTORNEY CONTRACTS**

These funds are used to account for monies collected by the District Attorney which are used in the investigation of criminal activities. These monies consist primarily of fees for bad checks and forfeited monies resulting from narcotics related convictions.

**FUNDS (S4300-S9700) – SHERIFF CONTRACTS**

These funds are used to account for monies collected by activities in the Sheriff Department. These activities include fees from operation of the jail commissary which are used for the benefit of the jail inmates. Some of these funds are the custody of the Sheriff. Monies are also collected from forfeitures resulting from narcotics related activities.

**FUNDS (G1100,T0500-T9900) – MISCELLANEOUS CONTRACTS**

These funds are used to account for monies received by Tarrant County as contributions for specified purposes.

**TARRANT COUNTY, TEXAS**  
**COMBINING BALANCE SHEET**  
**OTHER GOVERNMENTAL FUNDS**  
**AS OF 5/31/2020**

<u>COMBINED TOTAL</u>		<u>LAW LIBRARY</u>	<u>VEHICLE INVENTORY TAX</u>	<u>RECORDS PRESERVATION &amp; TECHNOLOGY FUNDS</u>	<u>EDUCATION</u>
<b>ASSETS</b>					
\$76,074,065.90	CASH AND INVESTMENTS	\$1,211,119.51	\$1,337,446.37	\$21,642,875.09	\$282,424.28
172,472.82	OTHER RECEIVABLES	8,477.00	0.00	69,050.57	520.00
<u>185,339.31</u>	PREPAID EXPENSES AND INVENTORY	<u>167.12</u>	<u>0.00</u>	<u>5,848.19</u>	<u>0.00</u>
<u>\$76,431,878.03</u>	<b>TOTAL ASSETS</b>	<u>\$1,219,763.63</u>	<u>\$1,337,446.37</u>	<u>\$21,717,773.85</u>	<u>\$282,944.28</u>
<b>LIABILITIES AND FUND BALANCES</b>					
<b>LIABILITIES:</b>					
\$524,718.01	ACCOUNTS PAYABLE	\$2,005.10	\$159.99	\$6,752.13	\$0.00
2,007,728.33	OTHER LIABILITIES	15,284.26	2,769.25	104,134.83	0.00
4,304,919.63	DUE TO OTHER FUNDS	0.00	0.00	0.00	0.00
<u>0.00</u>	UNEARNED REVENUE	<u>0.00</u>	<u>0.00</u>	<u>0.00</u>	<u>0.00</u>
6,837,365.97	<b>TOTAL LIABILITIES</b>	<u>17,289.36</u>	<u>2,929.24</u>	<u>110,886.96</u>	<u>0.00</u>
<b>DEFERRED INFLOWS OF RESOURCES</b>					
<u>0.00</u>	UNAVAILABLE REVENUE - OTHER	<u>0.00</u>	<u>0.00</u>	<u>0.00</u>	<u>0.00</u>
0.00	<b>TOTAL DEFERRED INFLOWS OF RESOURCES</b>	0.00	0.00	0.00	0.00
<b>FUND BALANCES:</b>					
<u>69,594,512.06</u>	<b>FUND BALANCES</b>	<u>1,202,474.27</u>	<u>1,334,517.13</u>	<u>21,606,886.89</u>	<u>282,944.28</u>
<u>\$76,431,878.03</u>	<b>TOTAL LIABILITIES AND FUND BALANCES</b>	<u>\$1,219,763.63</u>	<u>\$1,337,446.37</u>	<u>\$21,717,773.85</u>	<u>\$282,944.28</u>

<u>PUBLIC HEALTH</u>	<u>CONSUMER HEALTH</u>	<u>COURT DESIGNATED FUNDS</u>	<u>DISTRICT ATTORNEY CONTRACTS</u>	<u>SHERIFF CONTRACTS</u>	<u>MISCELLANEOUS CONTRACTS</u>
\$28,785,439.06	\$417,752.57	\$2,420,761.44	\$3,064,165.51	\$4,742,726.77	\$12,169,355.30
0.00	0.00	6,035.21	0.00	0.00	88,390.04
15,498.61	0.00	0.00	0.00	163,825.39	0.00
<u>\$28,800,937.67</u>	<u>\$417,752.57</u>	<u>\$2,426,796.65</u>	<u>\$3,064,165.51</u>	<u>\$4,906,552.16</u>	<u>\$12,257,745.34</u>

\$39,873.62	\$1,264.11	\$0.00	\$6,823.43	\$65,294.23	\$402,545.40
447,099.75	33,369.89	9,774.12	1,208,697.08	42,511.43	144,087.72
0.00	0.00	0.00	0.00	0.00	4,304,919.63
0.00	0.00	0.00	0.00	0.00	0.00
<u>486,973.37</u>	<u>34,634.00</u>	<u>9,774.12</u>	<u>1,215,520.51</u>	<u>107,805.66</u>	<u>4,851,552.75</u>
0.00	0.00	0.00	0.00	0.00	0.00
0.00	0.00	0.00	0.00	0.00	0.00
<u>28,313,964.30</u>	<u>383,118.57</u>	<u>2,417,022.53</u>	<u>1,848,645.00</u>	<u>4,798,746.50</u>	<u>7,406,192.59</u>
<u>\$28,800,937.67</u>	<u>\$417,752.57</u>	<u>\$2,426,796.65</u>	<u>\$3,064,165.51</u>	<u>\$4,906,552.16</u>	<u>\$12,257,745.34</u>



**TARRANT COUNTY, TEXAS**  
**COMBINING STATEMENT OF REVENUES AND EXPENDITURES**  
**AND CHANGES IN FUND BALANCE**  
**OTHER GOVERNMENTAL FUNDS**  
**FOR THE EIGHT (8) MONTHS ENDED 5/31/2020**

<u>COMBINED TOTAL</u>		<u>LAW LIBRARY</u>	<u>VEHICLE INVENTORY TAX</u>	<u>RECORDS PRESERVATION &amp; TECHNOLOGY FUNDS</u>	<u>EDUCATION</u>
	<b>REVENUES:</b>				
\$2,500.00	TAXES & LICENSES	\$0.00	\$0.00	\$0.00	\$0.00
11,170,230.91	FEES OF OFFICE	843,867.91	0.00	3,713,217.03	16,940.00
12,261,907.53	INTERGOVERNMENTAL	0.00	0.00	0.00	86,181.29
579,137.20	INVESTMENT INCOME	10,394.92	11,284.13	169,197.14	0.00
<u>3,278,803.73</u>	MISCELLANEOUS	<u>19,169.83</u>	<u>41.78</u>	<u>2,988.91</u>	<u>0.00</u>
27,292,579.37	TOTAL REVENUES	873,432.66	11,325.91	3,885,403.08	103,121.29
	<b>EXPENDITURES:</b>				
	<b>CURRENT:</b>				
6,976,255.91	GENERAL GOVERNMENT	0.00	59,272.80	1,361,402.48	0.00
3,927,045.63	PUBLIC SAFETY	0.00	0.00	0.00	14,574.61
1,976,044.02	JUDICIAL	92,564.58	0.00	783,782.77	7,325.08
17,472,461.92	COMMUNITY SERVICES	725,084.07	0.00	0.00	0.00
<u>1,100,172.84</u>	CAPITAL/CONSTRUCTION	<u>5,547.29</u>	<u>11,948.28</u>	<u>218,015.06</u>	<u>0.00</u>
<u>31,451,980.32</u>	TOTAL EXPENDITURES	<u>823,195.94</u>	<u>71,221.08</u>	<u>2,363,200.31</u>	<u>21,899.69</u>
(4,159,400.95)	EXCESS (DEFICIT) OF REVENUES OVER EXPENDITURES	50,236.72	(59,895.17)	1,522,202.77	81,221.60
	<b>OTHER FINANCING SOURCES (USES):</b>				
2,038,155.30	OPERATING TRANSFERS IN	0.00	0.00	0.00	0.00
<u>(939,757.57)</u>	OPERATING TRANSFERS OUT	<u>0.00</u>	<u>0.00</u>	<u>0.00</u>	<u>0.00</u>
(3,061,003.22)	EXCESS (DEFICIT ) OF REVENUES AND OPERATING TRANSFERS OVER EXPENDITURES	50,236.72	(59,895.17)	1,522,202.77	81,221.60
	<b>FUND BALANCES:</b>				
<u>72,655,515.28</u>	BEGINNING OF PERIOD	<u>1,152,237.55</u>	<u>1,394,412.30</u>	<u>20,084,684.12</u>	<u>201,722.68</u>
<u>\$69,594,512.06</u>	END OF PERIOD	<u>\$1,202,474.27</u>	<u>\$1,334,517.13</u>	<u>\$21,606,886.89</u>	<u>\$282,944.28</u>

<u>PUBLIC HEALTH</u>	<u>CONSUMER HEALTH</u>	<u>COURT DESIGNATED FUNDS</u>	<u>DISTRICT ATTORNEY CONTRACTS</u>	<u>SHERIFF CONTRACTS</u>	<u>MISCELLANEOUS CONTRACTS</u>
\$0.00	\$0.00	\$0.00	\$0.00	\$0.00	\$2,500.00
706,087.32	677,799.00	1,019,843.55	5,388.13	0.00	4,187,087.97
10,989,531.35	0.00	80,000.00	0.00	0.00	1,106,194.89
224,688.44	3,701.89	18,621.40	14,236.01	39,456.80	87,556.47
9,082.16	0.00	0.00	435,928.51	1,910,490.36	901,102.18
<u>11,929,389.27</u>	<u>681,500.89</u>	<u>1,118,464.95</u>	<u>455,552.65</u>	<u>1,949,947.16</u>	<u>6,284,441.51</u>
66,066.41	0.00	110,000.00	0.00	0.00	5,379,514.22
0.00	0.00	52,040.82	0.00	1,941,573.56	1,918,856.64
0.00	0.00	298,815.98	187,333.24	0.00	606,222.37
11,631,731.84	736,474.16	0.00	0.00	0.00	4,379,171.85
33,857.19	0.00	0.00	41,664.73	391,317.46	397,822.83
<u>11,731,655.44</u>	<u>736,474.16</u>	<u>460,856.80</u>	<u>228,997.97</u>	<u>2,332,891.02</u>	<u>12,681,587.91</u>
197,733.83	(54,973.27)	657,608.15	226,554.68	(382,943.86)	(6,397,146.40)
549,000.00	0.00	0.00	0.00	0.00	1,489,155.30
<u>(549,000.00)</u>	<u>0.00</u>	<u>(390,757.57)</u>	<u>0.00</u>	<u>0.00</u>	<u>0.00</u>
197,733.83	(54,973.27)	266,850.58	226,554.68	(382,943.86)	(4,907,991.10)
<u>28,116,230.47</u>	<u>438,091.84</u>	<u>2,150,171.95</u>	<u>1,622,090.32</u>	<u>5,181,690.36</u>	<u>12,314,183.69</u>
<u>\$28,313,964.30</u>	<u>\$383,118.57</u>	<u>\$2,417,022.53</u>	<u>\$1,848,645.00</u>	<u>\$4,798,746.50</u>	<u>\$7,406,192.59</u>



**TARRANT COUNTY, TEXAS  
RECORDS PRESERVATION AND TECHNOLOGY FUNDS  
FUND DESCRIPTION**

**FUND 21100 - RECORDS PRESERVATION & AUTOMATION FUND - FILINGS**

This fund was established, pursuant to State statutes, to account for the collection and expenditure of monies collected from filing fees to allow for the preservation and automation of County records. The County Clerk has discretion over the use of this fund.

**FUND 21200 - RECORDS PRESERVATION & AUTOMATION FUND - CONVICTIONS**

This fund was established, pursuant to State statutes, to account for the collection and expenditure of monies collected in court for the preservation and automation of County records.

**FUND 21300 - RECORDS PRESERVATION & RESTORATION FUND**

This fund was established, pursuant to State statutes, to account for the collection and expenditure of monies collected from filing fees for the preservation and restoration of County records.

**FUND 21400 - COURT RECORD PRESERVATION FUND**

This fund was established, pursuant to State statutes, to account for the collection and expenditure of monies collected from filing fees for the preservation and restoration of County records.

**FUND 21500 – DISTRICT COURT RECORDS TECHNOLOGY (ARCHIVE) FUND**

This fund was established, pursuant to State statutes, to account for the collection and expenditure of monies collected from filing fees for the preservation and restoration of district court records archives.

**FUND 21600 – DISTRICT CLERK RECORDS MANAGEMENT AND PRESERVATION FUND**

This fund was established, pursuant to State statutes, to account for the collection and expenditure of monies collected from filing fees for the records management and preservation services by the court clerk.

**FUND 22700 – JUSTICE COURT TECHNOLOGY FUND**

This fund was established, pursuant to State statutes, to account for the collection and expenditure of monies to provide for technology in the justice of the peace courts.

**FUND 23300 – COUNTY AND DISTRICT COURT TECHNOLOGY FUND**

This fund was established, pursuant to State statutes, to account for the collection and expenditure of monies to provide for county and district court technology.

**TARRANT COUNTY, TEXAS**  
**COMBINING BALANCE SHEET**  
**RECORD PRESERVATION AND TECHNOLOGY FUNDS**  
**AS OF 5/31/2020**

COMBINED TOTAL		RECORDS PRESERVATION & AUTOMATION -FILINGS	RECORDS PRESERVATION & AUTOMATION -CONVICTIONS	RECORDS PRESERVATION & RESTORATION
<b>ASSETS</b>				
\$21,642,875.09	CASH AND INVESTMENTS	\$8,765,502.07	\$882,219.22	\$10,076,553.75
69,050.57	OTHER RECEIVABLES	34,767.00	2,019.40	28,776.00
5,848.19	PREPAID EXPENSES AND INVENTORY	0.00	0.00	5,848.19
<b>\$21,717,773.85</b>	<b>TOTAL ASSETS</b>	<b>\$8,800,269.07</b>	<b>\$884,238.62</b>	<b>\$10,111,177.94</b>
<b>LIABILITIES AND FUND BALANCES</b>				
<b>LIABILITIES:</b>				
\$6,752.13	ACCOUNTS PAYABLE	\$6,749.06	\$0.01	\$3.06
104,134.83	OTHER LIABILITIES	44,449.74	16,284.15	17,211.53
110,886.96	<b>TOTAL LIABILITIES</b>	51,198.80	16,284.16	17,214.59
<b>FUND BALANCES:</b>				
21,606,886.89	FUND BALANCES	8,749,070.27	867,954.46	10,093,963.35
<b>\$21,717,773.85</b>	<b>TOTAL LIABILITIES AND FUND BALANCES</b>	<b>\$8,800,269.07</b>	<b>\$884,238.62</b>	<b>\$10,111,177.94</b>

<u>COURT RECORD PRESERVATION</u>	<u>DISTRICT COURT RECORDS TECHNOLOGY (ARCHIVE)</u>	<u>DISTRICT CLERK RECORDS MANAGEMENT &amp; PRESERVATION</u>	<u>JUSTICE COURT TECHNOLOGY FUND</u>	<u>COUNTY AND DISTRICT COURT TECHNOLOGY FUND</u>
\$1,214,078.58	\$321,099.78	\$6,842.74	\$209,252.00	\$167,326.95
2,446.00	1,020.00	0.92	0.00	21.25
<u>0.00</u>	<u>0.00</u>	<u>0.00</u>	<u>0.00</u>	<u>0.00</u>
<u>\$1,216,524.58</u>	<u>\$322,119.78</u>	<u>\$6,843.66</u>	<u>\$209,252.00</u>	<u>\$167,348.20</u>
\$0.00	\$0.00	\$0.00	\$0.00	\$0.00
<u>10,921.88</u>	<u>15,267.53</u>	<u>0.00</u>	<u>0.00</u>	<u>0.00</u>
10,921.88	15,267.53	0.00	0.00	0.00
<u>1,205,602.70</u>	<u>306,852.25</u>	<u>6,843.66</u>	<u>209,252.00</u>	<u>167,348.20</u>
<u>\$1,216,524.58</u>	<u>\$322,119.78</u>	<u>\$6,843.66</u>	<u>\$209,252.00</u>	<u>\$167,348.20</u>

**TARRANT COUNTY, TEXAS**  
**COMBINING STATEMENT OF REVENUES AND EXPENDITURES**  
**AND CHANGES IN FUND BALANCE**  
**RECORDS PRESERVATION AND TECHNOLOGY FUNDS**  
**FOR THE EIGHT (8) MONTHS ENDED 5/31/2020**

<u>COMBINED TOTAL</u>		<u>RECORDS PRESERVATION &amp; AUTOMATION -FILINGS</u>	<u>RECORDS PRESERVATION &amp; AUTOMATION -CONVICTIONS</u>	<u>RECORDS PRESERVATION RESTORATION</u>
	<b>REVENUES:</b>			
\$3,713,217.03	FEES OF OFFICE	\$1,583,969.00	\$353,624.88	\$1,277,406.00
169,197.14	INVESTMENT INCOME	67,306.06	7,554.72	77,810.31
<u>2,988.91</u>	MISCELLANEOUS	<u>470.74</u>	<u>1,348.35</u>	<u>0.00</u>
3,885,403.08	TOTAL REVENUES	1,651,745.80	362,527.95	1,355,216.31
	<b>EXPENDITURES:</b>			
	CURRENT:			
1,361,402.48	GENERAL GOVERNMENT	608,853.66	343,292.31	409,256.51
783,782.77	JUDICIAL	147,849.03	0.00	46,089.08
<u>218,015.06</u>	CAPITAL/CONSTRUCTION	<u>87,072.97</u>	<u>63,228.01</u>	<u>0.00</u>
2,363,200.31	TOTAL EXPENDITURES	843,775.66	406,520.32	455,345.59
1,522,202.77	EXCESS (DEFICIT) OF REVENUES OVER EXPENDITURES	807,970.14	(43,992.37)	899,870.72
	<b>OTHER FINANCING SOURCES (USES):</b>			
<u>0.00</u>	OPERATING TRANSFERS OUT	<u>0.00</u>	<u>0.00</u>	<u>0.00</u>
1,522,202.77	EXCESS (DEFICIT ) OF REVENUES AND OPERATING TRANSFERS OVER EXPENDITURES	807,970.14	(43,992.37)	899,870.72
	<b>FUND BALANCES:</b>			
<u>20,084,684.12</u>	BEGINNING OF PERIOD	<u>7,941,100.13</u>	<u>911,946.83</u>	<u>9,194,092.63</u>
<u>\$21,606,886.89</u>	END OF PERIOD	<u>\$8,749,070.27</u>	<u>\$867,954.46</u>	<u>\$10,093,963.35</u>

<u>COURT RECORD PRESERVATION</u>	<u>DISTRICT COURT RECORDS TECHNOLOGY (ARCHIVE)</u>	<u>DISTRICT CLERK RECORDS MANAGEMENT &amp; PRESERVATION</u>	<u>JUSTICE COURT TECHNOLOGY FUND</u>	<u>COUNTY AND DISTRICT COURT TECHNOLOGY FUND</u>
\$261,265.25	\$189,638.19	\$6,832.90	\$18,343.18	\$22,137.63
9,907.70	3,467.80	10.76	1,762.39	1,377.40
<u>1,044.36</u>	<u>0.00</u>	<u>0.00</u>	<u>125.46</u>	<u>0.00</u>
272,217.31	193,105.99	6,843.66	20,231.03	23,515.03
0.00	0.00	0.00	0.00	0.00
238,470.78	351,373.88	0.00	0.00	0.00
<u>16,152.75</u>	<u>0.00</u>	<u>0.00</u>	<u>19,586.86</u>	<u>31,974.47</u>
<u>254,623.53</u>	<u>351,373.88</u>	<u>0.00</u>	<u>19,586.86</u>	<u>31,974.47</u>
17,593.78	(158,267.89)	6,843.66	644.17	(8,459.44)
<u>0.00</u>	<u>0.00</u>	<u>0.00</u>	<u>0.00</u>	<u>0.00</u>
17,593.78	(158,267.89)	6,843.66	644.17	(8,459.44)
<u>1,188,008.92</u>	<u>465,120.14</u>	<u>0.00</u>	<u>208,607.83</u>	<u>175,807.64</u>
<u>\$1,205,602.70</u>	<u>\$306,852.25</u>	<u>\$6,843.66</u>	<u>\$209,252.00</u>	<u>\$167,348.20</u>





**TARRANT COUNTY, TEXAS  
COURT DESIGNATED FUNDS  
FUND DESCRIPTION**

**FUND 22100 - COURTHOUSE SECURITY FUND**

This fund was established, pursuant to State statutes, to account for the collection of Courthouse security fees assessed in court cases. Revenue is subsequently transferred to the general fund where expenditures for Courthouse security are recorded.

**FUND 22400 – JUVENILE DELINQUENCY PREVENTION FUND**

This fund was established, pursuant to State statutes, to account for the collection of a fee related to graffiti court cases. The revenues in this fund are to be used to repair damages, provide educational and intervention programs, and provide rewards to the public for aiding in the apprehension and prosecution of offenders who commit graffiti offenses.

**FUND 22500 - ALTERNATIVE DISPUTE RESOLUTION SYSTEM (ADRS)**

This fund was established, pursuant to State statutes, to account for an alternative dispute resolution system for the peaceable and expeditious resolution of citizen disputes.

**FUND 22600 – PROBATE CONTRIBUTIONS FUND**

This fund was established, pursuant to State statutes, to account for the collection of a fee under Section 51.704. The revenues in this fund are to be used for court-related purposes for the support of the statutory probate courts.

**FUND 24300 - APPELLATE JUDICIAL SYSTEM FUND**

This fund was established, pursuant to State statutes, to account for the collection and expenditure of monies collected in civil cases to provide for a portion of the operational costs of the Court of Appeals.

**FUND 22800 – JUSTICE COURT BUILDING SECURITY FUND**

This fund was established, pursuant to State statutes, to account for the collection and expenditure of monies to provide for security in the justice court buildings.

**FUND 22900 – CHILD ABUSE PREVENTION FUND**

This fund was established, pursuant to State statutes, to account for the collection and expenditure of monies to provide for child abuse prevention programs.

**FUND 23000 – FAMILY PROTECTION FUND**

This fund was established, pursuant to State statutes, to account for the collection and expenditure of monies to provide for family protection services.

**FUND 23100 – GUARDIANSHIP FUND**

This fund was established, pursuant to State statutes, to account for the collection and expenditure of monies to provide compensation of a guardian ad litem, an attorney ad litem, and/or fund local guardianship programs for indigent incapacitated persons.

**FUND 23200 – DRUG AND ALCOHOL COURT FUND**

This fund was established, pursuant to State statutes, to account for the collection and expenditure of monies to provide for drug and alcohol court program.

**FUND 23400 – SPECIALTY COURT FUND**

This fund was established, pursuant to State statutes, to account for the collection and expenditure of monies to provide for eligible specialty court programs.

**FUND 23500 – TRUANCY PREVENTION AND DIVERSION FUND**

This fund was established, pursuant to State statutes, to account for the collection and expenditure of monies to provide for a juvenile case manager and implement programs to prevent or reduce juvenile referrals to the court.

**TARRANT COUNTY, TEXAS**  
**COMBINING BALANCE SHEET**  
**COURT DESIGNATED FUNDS**  
**AS OF 5/31/2020**

<u>COMBINED TOTAL</u>		<u>COURTHOUSE SECURITY</u>	<u>JUVENILE DELINQUENCY PREVENTION</u>	<u>ADRS</u>	<u>PROBATE CONTRIBUTION FUND</u>	<u>APPELLATE JUDICIAL SYSTEM</u>
<b>ASSETS</b>						
\$2,420,761.44	CASH AND INVESTMENTS	\$0.00	\$2,853.77	\$1,146,293.35	\$574,416.35	\$29,876.71
<u>6,035.21</u>	OTHER RECEIVABLES	<u>0.00</u>	<u>0.00</u>	<u>2,232.00</u>	<u>0.00</u>	<u>1,195.00</u>
<u>\$2,426,796.65</u>	TOTAL ASSETS	<u>\$0.00</u>	<u>\$2,853.77</u>	<u>\$1,148,525.35</u>	<u>\$574,416.35</u>	<u>\$31,071.71</u>
<b>LIABILITIES AND FUND BALANCES</b>						
<b>LIABILITIES:</b>						
\$0.00	ACCOUNTS PAYABLE	\$0.00	\$0.00	\$0.00	\$0.00	\$0.00
<u>9,774.12</u>	OTHER LIABILITIES	<u>0.00</u>	<u>0.00</u>	<u>0.00</u>	<u>3,131.51</u>	<u>3,075.74</u>
9,774.12	TOTAL LIABILITIES	0.00	0.00	0.00	3,131.51	3,075.74
<b>FUND BALANCES:</b>						
<u>2,417,022.53</u>	FUND BALANCES	<u>0.00</u>	<u>2,853.77</u>	<u>1,148,525.35</u>	<u>571,284.84</u>	<u>27,995.97</u>
<u>\$2,426,796.65</u>	TOTAL LIABILITIES AND FUND BALANCES	<u>\$0.00</u>	<u>\$2,853.77</u>	<u>\$1,148,525.35</u>	<u>\$574,416.35</u>	<u>\$31,071.71</u>

<u>JUSTICE COURT BLDG SECURITY FUND</u>	<u>CHILD ABUSE PREVENTION FUND</u>	<u>FAMILY PROTECTION FUND</u>	<u>GUARDIANSHIP FUND</u>	<u>DRUG &amp; ALCOHOL COURT</u>	<u>SPECIALTY COURT FUND</u>	<u>TRUANCY PREVENTION &amp; DIVERSION FUND</u>
\$0.00	\$85,106.90	\$109,883.40	\$53,692.38	\$395,478.82	\$18,553.60	\$4,606.16
0.00	0.00	435.00	2,080.00	92.29	0.92	0.00
<u>\$0.00</u>	<u>\$85,106.90</u>	<u>\$110,318.40</u>	<u>\$55,772.38</u>	<u>\$395,571.11</u>	<u>\$18,554.52</u>	<u>\$4,606.16</u>
\$0.00	\$0.00	\$0.00	\$0.00	\$0.00	\$0.00	\$0.00
0.00	0.00	0.00	0.00	3,566.87	0.00	0.00
0.00	0.00	0.00	0.00	3,566.87	0.00	0.00
<u>0.00</u>	<u>85,106.90</u>	<u>110,318.40</u>	<u>55,772.38</u>	<u>392,004.24</u>	<u>18,554.52</u>	<u>4,606.16</u>
<u>\$0.00</u>	<u>\$85,106.90</u>	<u>\$110,318.40</u>	<u>\$55,772.38</u>	<u>\$395,571.11</u>	<u>\$18,554.52</u>	<u>\$4,606.16</u>

**TARRANT COUNTY, TEXAS**  
**COMBINING STATEMENT OF REVENUES AND EXPENDITURES**  
**AND CHANGES IN FUND BALANCE**  
**COURT DESIGNATED FUNDS**  
**FOR THE EIGHT (8) MONTHS ENDED 5/31/2020**

<u>COMBINED TOTAL</u>		<u>COURTHOUSE SECURITY</u>	<u>JUVENILE DELINQUENCY PREVENTION</u>	<u>ADRS</u>	<u>PROBATE CONTRIBUTION FUND</u>	<u>APPELLATE JUDICIAL SYSTEM</u>
	<b>REVENUES:</b>					
\$1,019,843.55	FEES OF OFFICE	\$385,947.31	\$0.00	\$278,631.93	\$0.00	\$109,325.00
80,000.00	INTERGOVERNMENTAL	0.00	0.00	0.00	80,000.00	0.00
18,621.40	INVESTMENT INCOME	0.00	23.25	8,011.05	4,631.10	265.57
<u>1,118,464.95</u>	<b>TOTAL REVENUES</b>	<u>385,947.31</u>	<u>23.25</u>	<u>286,642.98</u>	<u>84,631.10</u>	<u>109,590.57</u>
	<b>EXPENDITURES:</b>					
	<b>CURRENT:</b>					
110,000.00	GENERAL GOVERNMENT	0.00	0.00	0.00	0.00	0.00
52,040.82	PUBLIC SAFETY	0.00	0.00	0.00	0.00	0.00
298,815.98	JUDICIAL	0.00	0.00	0.00	87,755.02	106,590.49
<u>460,856.80</u>	<b>TOTAL EXPENDITURES</b>	<u>0.00</u>	<u>0.00</u>	<u>0.00</u>	<u>87,755.02</u>	<u>106,590.49</u>
657,608.15	EXCESS (DEFICIT) OF REVENUES OVER EXPENDITURES	385,947.31	23.25	286,642.98	(3,123.92)	3,000.08
	<b>OTHER FINANCING SOURCES (USES):</b>					
(390,757.57)	OPERATING TRANSFERS OUT	(385,947.31)	0.00	0.00	0.00	0.00
266,850.58	EXCESS (DEFICIT ) OF REVENUES AND OPERATING TRANSFERS OVER EXPENDITURES	0.00	23.25	286,642.98	(3,123.92)	3,000.08
	<b>FUND BALANCES:</b>					
2,150,171.95	BEGINNING OF PERIOD	0.00	2,830.52	861,882.37	574,408.76	24,995.89
<u>\$2,417,022.53</u>	END OF PERIOD	<u>\$0.00</u>	<u>\$2,853.77</u>	<u>\$1,148,525.35</u>	<u>\$571,284.84</u>	<u>\$27,995.97</u>

JUSTICE COURT BUILDING SECURITY	CHILD ABUSE PREVENTION FUND	FAMILY PROTECTION FUND	GUARDIANSHIP FUND	DRUG & ALCOHOL COURT	SPECIALTY COURT FUND	TRUANCY PREVENTION & DIVERSION FUND
\$4,810.26	\$4,468.82	\$74,145.00	\$68,980.00	\$70,408.24	\$18,526.32	\$4,600.67
0.00	0.00	0.00	0.00	0.00	0.00	0.00
0.00	669.07	1,050.10	639.33	3,298.24	28.20	5.49
4,810.26	5,137.89	75,195.10	69,619.33	73,706.48	18,554.52	4,606.16
0.00	0.00	0.00	110,000.00	0.00	0.00	0.00
0.00	0.00	0.00	0.00	52,040.82	0.00	0.00
0.00	0.00	90,805.00	0.00	13,665.47	0.00	0.00
0.00	0.00	90,805.00	110,000.00	65,706.29	0.00	0.00
4,810.26	5,137.89	(15,609.90)	(40,380.67)	8,000.19	18,554.52	4,606.16
(4,810.26)	0.00	0.00	0.00	0.00	0.00	0.00
0.00	5,137.89	(15,609.90)	(40,380.67)	8,000.19	18,554.52	4,606.16
0.00	79,969.01	125,928.30	96,153.05	384,004.05	0.00	0.00
\$0.00	\$85,106.90	\$110,318.40	\$55,772.38	\$392,004.24	\$18,554.52	\$4,606.16



**TARRANT COUNTY, TEXAS  
ENTERPRISE FUNDS  
FUND DESCRIPTIONS**

**FUND 51100 – RESOURCE CONNECTION**

This fund was established to account for activities of the Resource Connection.

**FUND 51200 – OIL & GAS ROYALTY FUND**

This fund was established to account for proceeds from the lease of County mineral rights on the Resource Connection campus.




**TARRANT COUNTY, TEXAS**  
**STATEMENT OF NET POSITION**  
**ENTERPRISE FUNDS**  
**AS OF 5/31/2020**

COMBINED TOTAL		RESOURCE CONNECTION	OIL & GAS ROYALTY
<b>ASSETS</b>			
\$3,386,464.64	CASH AND INVESTMENTS	\$1,971,256.70	\$1,415,207.94
6,463.81	OTHER RECEIVABLES (NET)	6,463.81	0.00
4,682.79	PREPAID EXPENSES & INVENTORY	4,682.79	0.00
3,976,273.73	FIXED ASSETS (NET)	3,317,194.31	659,079.42
7,373,884.97	TOTAL ASSETS	5,299,597.61	2,074,287.36
<b>DEFERRED OUTFLOWS OF RESOURCES</b>			
111,906.00	PENSION CONTRIBUTIONS AFTER MEASUREMENT DATE	111,906.00	0.00
239,259.00	DIFFERENCE IN PROJECTED & ACTUAL PENSION EARNINGS	239,259.00	0.00
21,226.00	CHANGES IN PENSION ASSUMPTIONS	21,226.00	0.00
24,849.00	OPEB CONTRIBUTIONS AFTER MEASUREMENT DATE	24,849.00	0.00
397,240.00	TOTAL DEFERRED OUTFLOWS OF RESOURCES	397,240.00	0.00
<b>LIABILITIES</b>			
66,691.89	ACCOUNTS PAYABLE	65,838.80	853.09
37,462.26	OTHER LIABILITIES	37,462.26	0.00
606,576.89	ADVANCE FROM CAPITAL PROJECTS FUND	606,576.89	0.00
60,225.89	UNEARNED REVENUE	60,225.89	0.00
969,303.00	NET PENSION LIABILITY	969,303.00	0.00
522,912.00	OTHER POST EMPLOYMENT BENEFIT LIABILITY	522,912.00	0.00
125,658.95	COMPENSATED ABSENCES	125,658.95	0.00
2,388,830.88	TOTAL LIABILITIES	2,387,977.79	853.09
<b>DEFERRED INFLOWS OF RESOURCES</b>			
55,897.00	DIFFERENCE IN EXPECTED & ACTUAL PENSION EXPERIENCE	55,897.00	0.00
19,734.00	CHANGES IN PENSION ASSUMPTIONS	19,734.00	0.00
139,995.00	DIFFERENCE IN EXPECTED & ACTUAL OPEB EXPERIENCE	139,995.00	0.00
101,755.00	CHANGES IN OPEB ASSUMPTIONS	101,755.00	0.00
317,381.00	TOTAL DEFERRED INFLOWS OF RESOURCES	317,381.00	0.00
<b>NET POSITION</b>			
5,064,913.09	NET POSITION	2,991,478.82	2,073,434.27
\$5,064,913.09	TOTAL NET POSITION	\$2,991,478.82	\$2,073,434.27

**TARRANT COUNTY, TEXAS**  
**COMBINING STATEMENT OF REVENUES, EXPENSES**  
**AND CHANGES IN FUND NET POSITION**  
**ENTERPRISE FUNDS**  
**FOR THE EIGHT (8) MONTHS ENDED 5/31/2020**

<u>COMBINED TOTAL</u>		<u>RESOURCE CONNECTION</u>	<u>OIL &amp; GAS ROYALTY</u>
	<b>OPERATING REVENUES:</b>		
\$2,104,892.99	BUILDING RENTALS	\$2,104,892.99	\$0.00
<u>55,423.91</u>	OTHER REVENUES	<u>2,643.46</u>	<u>52,780.45</u>
2,160,316.90	TOTAL OPERATING REVENUES	2,107,536.45	52,780.45
	<b>OPERATING EXPENSES:</b>		
799,055.70	PERSONNEL	799,055.70	0.00
930,363.54	BUILDING AND EQUIPMENT	853,319.82	77,043.72
209,593.07	DEPRECIATION AND AMORTIZATION	157,128.08	52,464.99
37,473.51	INSURANCE PREMIUMS	37,473.51	0.00
<u>87,048.80</u>	OTHER EXPENSES	<u>87,048.80</u>	<u>0.00</u>
<u>2,063,534.62</u>	TOTAL OPERATING EXPENSES	<u>1,934,025.91</u>	<u>129,508.71</u>
96,782.28	OPERATING INCOME (LOSS)	173,510.54	(76,728.26)
	<b>NON-OPERATING REVENUE (EXPENSE):</b>		
<u>25,533.75</u>	INTEREST INCOME	<u>14,062.24</u>	<u>11,471.51</u>
122,316.03	NET INCOME (LOSS) BEFORE TRANSFERS	187,572.78	(65,256.75)
	<b>OPERATING TRANSFERS:</b>		
0.00	OPERATING TRANSFERS IN	0.00	0.00
<u>0.00</u>	OPERATING TRANSFERS OUT	<u>0.00</u>	<u>0.00</u>
122,316.03	NET INCOME (LOSS)	187,572.78	(65,256.75)
	<b>NET POSITION:</b>		
<u>4,942,597.06</u>	BEGINNING OF PERIOD	<u>2,803,906.04</u>	<u>2,138,691.02</u>
<u><u>\$5,064,913.09</u></u>	END OF PERIOD	<u><u>\$2,991,478.82</u></u>	<u><u>\$2,073,434.27</u></u>



**TARRANT COUNTY, TEXAS  
INTERNAL SERVICE FUNDS  
FUND DESCRIPTIONS**

FUND 61500 - SELF INSURANCE FUND

This fund was established to account for expenditures of bond proceeds received in fiscal year 1998 for the county self insured general liability claims.

FUND 61900 - WORKERS COMPENSATION

This fund was established to account for workers compensation claims. Prior to the establishment of fund 615, this fund was used for general liability and automobile/property damage claims.

FUND 62100 - COUNTY CLERK PROFESSIONAL LIABILITY FUND

This fund was established to account for the County Clerk's errors and omissions self insurance.

FUND 62200 - DISTRICT CLERK PROFESSIONAL LIABILITY FUND

This fund was established to account for the District Clerk's errors and omissions self insurance.

FUND 65100 - EMPLOYEE BENEFITS FUND

This fund was established to account for Tarrant County employee benefits.

**TARRANT COUNTY, TEXAS**  
**STATEMENT OF NET POSITION**  
**INTERNAL SERVICE FUNDS**  
**AS OF 5/31/2020**

<u>COMBINED TOTAL</u>		<u>SELF INSURANCE</u>	<u>WORKERS COMPENSATION</u>	<u>COUNTY CLERK PROFESSIONAL LIABILITY</u>
<b>ASSETS</b>				
\$34,700,662.77	CASH AND INVESTMENTS	\$1,581,843.80	\$2,165,499.72	\$715,100.24
63,503.03	OTHER RECEIVABLES	20,019.78	1,221.75	0.00
<u>246,000.00</u>	PREPAID EXPENSES AND INVENTORY	<u>0.00</u>	<u>0.00</u>	<u>0.00</u>
<u>35,010,165.80</u>	TOTAL ASSETS	<u>1,601,863.58</u>	<u>2,166,721.47</u>	<u>715,100.24</u>
<b>LIABILITIES</b>				
2,126,397.86	ACCOUNTS PAYABLE	6,121.37	0.00	0.00
13,041,044.77	OTHER LIABILITIES	1,453,124.00	7,571,749.00	0.00
<u>95,341.23</u>	UNEARNED REVENUE	<u>0.00</u>	<u>0.00</u>	<u>0.00</u>
<u>15,262,783.86</u>	TOTAL LIABILITIES	<u>1,459,245.37</u>	<u>7,571,749.00</u>	<u>0.00</u>
<b>NET POSITION</b>				
<u>19,747,381.94</u>	NET POSITION	<u>142,618.21</u>	<u>(5,405,027.53)</u>	<u>715,100.24</u>
<u>\$19,747,381.94</u>	TOTAL NET POSITION	<u>\$142,618.21</u>	<u>(\$5,405,027.53)</u>	<u>\$715,100.24</u>


<u>DISTRICT CLERK PROFESSIONAL LIABILITY</u>	<u>EMPLOYEE BENEFITS</u>
\$595,126.84	\$29,643,092.17
0.00	42,261.50
<u>0.00</u>	<u>246,000.00</u>
<u>595,126.84</u>	<u>29,931,353.67</u>
0.00	2,120,276.49
0.00	4,016,171.77
<u>0.00</u>	<u>95,341.23</u>
<u>0.00</u>	<u>6,231,789.49</u>
<u>595,126.84</u>	<u>23,699,564.18</u>
<u><u>\$595,126.84</u></u>	<u><u>\$23,699,564.18</u></u>

**TARRANT COUNTY, TEXAS**  
**COMBINING STATEMENT OF REVENUES, EXPENSES**  
**AND CHANGES IN FUND NET POSITION**  
**INTERNAL SERVICE FUNDS**  
**FOR THE EIGHT (8) MONTHS ENDED 5/31/2020**

<u>COMBINED TOTAL</u>		<u>SELF INSURANCE</u>	<u>WORKERS COMPENSATION</u>	<u>COUNTY CLERK PROFESSIONAL LIABILITY</u>
	<b>OPERATING REVENUES:</b>			
\$15,712,589.07	USER FEES	\$0.00	\$0.00	\$15.00
41,823,789.16	COUNTY CONTRIBUTIONS	0.00	1,566,645.82	0.00
<u>2,035,852.71</u>	OTHER REVENUES	<u>1,771.54</u>	<u>8,801.88</u>	<u>0.00</u>
59,572,230.94	TOTAL OPERATING REVENUES	1,771.54	1,575,447.70	15.00
	<b>OPERATING EXPENSES:</b>			
30,082.90	BUILDING AND EQUIPMENT	28,008.19	0.00	0.00
48,040,115.53	SELF INSURANCE CLAIMS	266,975.24	1,768,289.75	0.00
4,830,623.55	INSURANCE PREMIUMS	0.00	0.00	0.00
2,499,278.95	ADMINISTRATION	0.00	0.00	0.00
<u>849,132.29</u>	OTHER EXPENSES	<u>45,556.56</u>	<u>149,322.69</u>	<u>0.00</u>
<u>56,249,233.22</u>	TOTAL OPERATING EXPENSES	<u>340,539.99</u>	<u>1,917,612.44</u>	<u>0.00</u>
3,322,997.72	OPERATING INCOME (LOSS)	(338,768.45)	(342,164.74)	15.00
	<b>NON-OPERATING REVENUE (EXPENSE):</b>			
<u>220,942.84</u>	INTEREST INCOME	<u>14,352.95</u>	<u>18,463.29</u>	<u>5,822.27</u>
3,543,940.56	NET INCOME (LOSS) BEFORE TRANSFERS	(324,415.50)	(323,701.45)	5,837.27
	<b>OPERATING TRANSFERS:</b>			
375,000.00	OPERATING TRANSFERS IN	375,000.00	0.00	0.00
<u>0.00</u>	OPERATING TRANSFERS OUT	<u>0.00</u>	<u>0.00</u>	<u>0.00</u>
3,918,940.56	NET INCOME (LOSS)	50,584.50	(323,701.45)	5,837.27
	<b>NET POSITION:</b>			
<u>15,828,441.38</u>	BEGINNING OF PERIOD	<u>92,033.71</u>	<u>(5,081,326.08)</u>	<u>709,262.97</u>
<u>\$19,747,381.94</u>	END OF PERIOD	<u>\$142,618.21</u>	<u>(\$5,405,027.53)</u>	<u>\$715,100.24</u>

<u>DISTRICT CLERK PROFESSIONAL LIABILITY</u>	<u>EMPLOYEE BENEFITS</u>
\$30.00	\$15,712,544.07
0.00	40,257,143.34
<u>0.00</u>	<u>2,025,279.29</u>
30.00	57,994,966.70
0.00	2,074.71
0.00	46,004,850.54
0.00	4,830,623.55
0.00	2,499,278.95
<u>4,097.48</u>	<u>650,155.56</u>
<u>4,097.48</u>	<u>53,986,983.31</u>
(4,067.48)	4,007,983.39
<u>4,876.13</u>	<u>177,428.20</u>
808.65	4,185,411.59
0.00	0.00
<u>0.00</u>	<u>0.00</u>
808.65	4,185,411.59
<u>594,318.19</u>	<u>19,514,152.59</u>
<u>\$595,126.84</u>	<u>\$23,699,564.18</u>





**TARRANT COUNTY**  
**BUDGETARY INFORMATION**



**TARRANT COUNTY, TEXAS**  
**SUMMARY BUDGET VERSUS ACTUAL (BUDGET BASIS) REVENUE AND EXPENDITURES**  
**TAX SUPPORTED FUNDS**  
**FOR THE EIGHT (8) MONTHS ENDED 5/31/2020**

	CURRENT MONTH ACTUAL	YTD ACTUAL	BUDGET	PERCENT	LAST YEAR PERCENT
<b><u>GENERAL FUND</u></b>					
REVENUES:					
Taxes	(\$1,400,401)	\$418,797,361	\$426,997,116	98.08%	98.66%
Licenses	83,190	719,603	1,154,400	62.34%	66.55%
Fees of Office	12,124,403	51,813,558	61,826,000	83.81%	86.24%
Intergovernmental	1,220,021	16,357,553	23,382,171	69.96%	70.22%
Investment Income	54,464	1,596,324	3,005,000	53.12%	95.41%
Other Revenues	431,494	6,857,657	9,725,900	70.51%	74.80%
Transfers	42,668	390,758	650,000	60.12%	60.54%
Contingent			5,000,000		
Cash Carryforward		83,076,178	74,627,006		
	<u>\$12,555,839</u>	<u>\$579,608,992</u>	<u>\$606,367,593</u>	<u>95.59%</u>	<u>95.42%</u>
EXPENDITURES:					
Personnel	\$29,539,703	\$237,829,365	\$367,204,180	64.77%	64.70%
Other	8,857,210	79,040,406	107,447,405	73.56%	75.68%
Transfers	4,185,620	34,062,740	52,807,095	64.50%	62.94%
Grant Match and Subsidy	660,424	1,619,519	4,480,517	36.15%	36.35%
Undesignated			6,798,848		
Contingent			5,000,000		
Reserves			62,629,548		
	<u>\$43,242,958</u>	<u>\$352,552,030</u>	<u>\$606,367,593</u>	<u>58.14%</u>	<u>60.05%</u>
<b><u>ROAD &amp; BRIDGE FUND</u></b>					
REVENUES:					
Taxes	\$7	\$91	\$0	OVER 100%	OVER 100%
Fees of Office	1,458,500	11,088,590	18,823,600	58.91%	67.47%
Intergovernmental	7,772	43,105	55,400	77.81%	75.50%
Investment Income	2,725	104,377	177,000	58.97%	61.83%
Other Revenues	38,575	155,716	277,000	56.22%	78.26%
Transfers	957,899	7,663,189	11,494,783	66.67%	66.67%
Cash Carryforward		9,354,648	7,652,750		
	<u>\$2,465,478</u>	<u>\$28,409,716</u>	<u>\$38,480,533</u>	<u>73.83%</u>	<u>77.24%</u>
EXPENDITURES:					
Personnel	\$1,644,741	\$13,434,177	\$22,177,265	60.58%	61.73%
Other	258,015	4,647,011	15,957,732	29.12%	47.72%
Undesignated			345,536		
	<u>\$1,902,756</u>	<u>\$18,081,188</u>	<u>\$38,480,533</u>	<u>46.99%</u>	<u>54.55%</u>
<b><u>DEBT SERVICE FUND</u></b>					
REVENUES:					
Taxes	\$147,623	\$32,859,140	\$33,899,412	96.93%	97.13%
Investment Income	5,858	117,027	289,525	40.42%	OVER 100%
Cash Carryforward		1,215,854	1,016,725		
	<u>\$153,481</u>	<u>\$34,192,021</u>	<u>\$35,205,662</u>	<u>97.12%</u>	<u>97.60%</u>
EXPENDITURES:					
Principal	\$0	\$0	\$25,930,000	0.00%	0.00%
Interest	0	4,134,831	8,269,662	50.00%	50.00%
Other Expenditures	0	3,800	6,000	63.33%	63.33%
Reserves			1,000,000		
	<u>\$0</u>	<u>\$4,138,631</u>	<u>\$35,205,662</u>	<u>11.76%</u>	<u>11.96%</u>

**TARRANT COUNTY, TEXAS  
GENERAL FUND FEES OF OFFICE ANALYSIS  
FOR THE EIGHT (8) MONTHS ENDED 5/31/2020  
(BUDGET BASIS)**

<u>FEE OFFICE</u>	<u>ACTUAL REVENUE</u>	<u>ANNUAL BUDGET</u>	<u>PERCENT COLLECTED</u>	<u>LAST YEAR PERCENT</u>
Tax Assessor/Collector	\$33,584,280	\$34,849,800	96.37%	99.01%
County Clerk	8,069,214	11,232,700	71.84%	70.15%
Sheriff	349,016	611,100	57.11%	69.36%
Constable 1	503,084	900,000	55.90%	74.40%
Constable 2	544,183	800,000	68.02%	87.69%
Constable 3	389,946	700,000	55.71%	59.79%
Constable 4	276,658	580,000	47.70%	73.09%
Constable 5	189,929	325,000	58.44%	70.27%
Constable 6	312,351	525,000	59.50%	79.41%
Constable 7	403,877	700,000	57.70%	78.54%
Constable 8	434,179	750,000	57.89%	82.85%
District Clerk	2,896,885	4,503,000	64.33%	69.30%
Domestic Relations	824,341	1,350,500	61.04%	64.19%
District Attorney	64,334	115,000	55.94%	75.97%
Justice of Peace 1	124,397	210,000	59.24%	77.73%
Justice of Peace 2	156,799	225,000	69.69%	84.37%
Justice of Peace 3	108,690	160,000	67.93%	69.56%
Justice of Peace 4	109,412	190,000	57.59%	66.93%
Justice of Peace 5	103,452	100,000	OVER 100%	77.94%
Justice of Peace 6	140,389	225,000	62.40%	75.87%
Justice of Peace 7	155,016	225,000	68.90%	86.16%
Justice of Peace 8	94,596	150,000	63.06%	86.89%
County Courts	12,640	20,000	63.20%	72.72%
Elections	892	1,900	46.97%	91.68%
Medical Examiner	1,817,844	2,150,000	84.55%	69.21%
Other	147,153	227,000	64.83%	42.10%
<b>TOTAL</b>	<u>\$51,813,558</u>	<u>\$61,826,000</u>	83.81%	86.24%
<b>RATABLE COLLECTION PERCENTAGE</b>			<u>66.67%</u>	

**TARRANT COUNTY, TEXAS  
BUDGET REPORT  
FOR THE EIGHT (8) MONTHS ENDED 5/31/2020**

GENERAL FUND	CURRENT	ENCUMBRANCES	TOTAL	TOTAL	UNEXPENDED	% BUDGET
	MONTH	AND	EXPENDITURES			
	EXPENDITURES	COMMITMENTS	& COMMITMENTS	BUDGET	BUDGET	USED
County Judge	86,261.54	-	731,035.71	1,120,003.00	388,967.29	65.27%
County Administrator	208,521.37	1,468.07	1,624,497.00	2,810,928.00	1,186,431.00	57.79%
Non-Departmental	5,310,054.27	1,199,049.19	44,695,507.95	65,486,191.00	20,790,683.05	68.25%
Auditor	623,216.55	5,333.49	5,137,403.87	7,890,095.00	2,752,691.13	65.11%
Budget/Risk Management	60,565.39	217.84	486,023.86	919,496.00	433,472.14	52.86%
Tax Assessor / Collector	1,239,671.23	257,402.48	11,002,421.82	16,741,080.00	5,738,658.18	66.38%
Elections Administration	1,400,840.97	11,710.56	5,270,960.63	7,628,166.00	2,357,205.37	69.10%
Information Technology	5,601,907.57	1,673,715.53	31,033,898.95	43,894,001.00	12,860,102.05	70.70%
Human Resources	265,677.31	26,574.12	2,248,180.46	3,658,188.00	1,410,007.54	61.46%
Purchasing	197,817.07	408.23	1,661,843.31	2,503,652.00	841,808.69	66.38%
Facilities	379,238.74	277,346.12	3,461,901.69	5,388,133.00	1,926,231.31	64.25%
Sheriff	4,011,023.46	587,897.11	34,171,678.93	51,970,178.00	17,798,499.07	65.75%
Sheriff - Confinement	7,359,395.26	4,220,725.34	63,947,587.32	92,537,516.00	28,589,928.68	69.10%
Constable Precinct 1	109,571.49	1,976.37	948,842.50	1,456,259.00	507,416.50	65.16%
Constable Precinct 2	109,588.74	10,854.44	897,678.79	1,391,637.00	493,958.21	64.51%
Constable Precinct 3	118,564.44	13,918.61	1,032,067.22	1,576,193.00	544,125.78	65.48%
Constable Precinct 4	92,237.48	3,771.78	768,761.85	1,159,310.00	390,548.15	66.31%
Constable Precinct 5	74,655.28	5,214.64	635,157.72	977,626.00	342,468.28	64.97%
Constable Precinct 6	77,587.51	11,560.64	671,235.38	1,011,451.00	340,215.62	66.36%
Constable Precinct 7	127,092.96	2,216.79	970,708.07	1,507,219.00	536,510.93	64.40%
Constable Precinct 8	103,752.52	11,639.10	874,600.97	1,348,988.00	474,387.03	64.83%
Medical Examiner	844,325.34	680,416.99	7,746,618.17	10,625,381.00	2,878,762.83	72.91%
Fire Marshal	32,860.75	2,676.00	311,747.45	473,003.00	161,255.55	65.91%
Community Supervision	160,797.32	-	1,489,249.24	3,887,218.00	2,397,968.76	38.31%
Juvenile Services	1,578,867.77	840,781.41	13,486,726.40	20,287,530.00	6,800,803.60	66.48%
Buildings	1,765,090.93	3,134,958.08	17,023,411.10	25,341,629.00	8,318,217.90	67.18%
17TH District Court	44,536.37	-	244,477.11	327,714.00	83,236.89	74.60%
48TH District Court	24,102.97	37.44	198,600.03	305,821.00	107,220.97	64.94%
67TH District Court	39,738.55	-	214,177.35	306,352.00	92,174.65	69.91%
96TH District Court	20,889.13	18.00	183,232.45	304,547.00	121,314.55	60.17%
141ST District Court	23,658.52	26.40	196,344.42	301,755.00	105,410.58	65.07%
153RD District Court	24,782.33	-	203,116.50	314,461.00	111,344.50	64.59%
236TH District Court	23,834.21	-	199,225.75	310,909.00	111,683.25	64.08%
342ND District Court	24,122.26	10.39	201,793.48	307,440.00	105,646.52	65.64%
348TH District Court	23,038.85	-	197,845.11	304,500.00	106,654.89	64.97%
352ND District Court	23,673.62	-	217,701.65	301,119.00	83,417.35	72.30%
Criminal District Court 1	101,054.85	56.76	1,347,719.75	2,208,085.00	860,365.25	61.04%
Criminal District Court 2	98,496.94	155.07	1,151,582.36	1,723,174.00	571,591.64	66.83%
Criminal District Court 3	70,794.34	-	1,154,176.25	1,810,787.00	656,610.75	63.74%
Criminal District Court 4	150,733.85	-	1,124,691.16	1,740,344.00	615,652.84	64.62%
213TH District Court	113,778.79	-	1,803,525.74	2,191,764.00	388,238.26	82.29%
297TH District Court	57,923.70	-	986,937.93	1,780,045.00	793,107.07	55.44%
371ST District Court	122,911.02	-	1,452,293.63	2,085,726.00	633,432.37	69.63%
372ND District Court	122,161.33	154.70	1,609,267.53	1,896,296.00	287,028.47	84.86%
396TH District Court	178,105.39	-	2,059,946.24	2,227,007.00	167,060.76	92.50%
432ND District Court	95,938.75	52.20	1,154,384.92	2,197,584.00	1,043,199.08	52.53%
Magistrate Court	127,604.07	362.00	1,306,603.40	1,983,368.00	676,764.60	65.88%
231ST District Court	53,520.82	-	492,573.32	767,949.00	275,375.68	64.14%
233RD District Court	85,048.19	-	612,042.18	893,884.00	281,841.82	68.47%
322ND District Court	49,763.10	-	451,414.06	732,768.00	281,353.94	61.60%
323RD District Court	395,942.35	-	2,334,422.81	2,920,868.00	586,445.19	79.92%
324TH District Court	56,387.20	-	464,128.19	806,332.00	342,203.81	57.56%
325TH District Court	50,754.33	386.95	465,987.38	735,370.00	269,382.62	63.37%
360TH District Court	49,506.10	248.20	443,323.62	714,977.00	271,653.38	62.01%
Special Judges	666.60	-	212,074.09	362,965.00	150,890.91	58.43%
Criminal Court Administration	305,292.66	7,504.10	2,514,331.67	4,299,755.00	1,785,423.33	58.48%
Grand Jury	17,562.75	-	144,143.10	215,836.00	71,692.90	66.78%
Criminal Attorney Appointment	33,781.18	116.00	265,972.41	392,994.00	127,021.59	67.68%
Criminal Mental Health Court	63,244.84	-	555,703.17	810,761.00	255,057.83	68.54%
County Court at Law #1	51,052.19	-	420,521.41	647,029.00	226,507.59	64.99%
County Court at Law #2	50,886.19	693.00	425,667.52	650,676.00	225,008.48	65.42%
County Court at Law #3	50,378.97	206.00	360,994.72	717,471.00	356,476.28	50.31%
County Criminal Court 1	66,054.85	-	648,207.81	1,114,643.00	466,435.19	58.15%
County Criminal Court 2	63,490.31	114.22	676,617.22	1,103,849.00	427,231.78	61.30%

**TARRANT COUNTY, TEXAS  
BUDGET REPORT  
FOR THE EIGHT (8) MONTHS ENDED 5/31/2020**

	CURRENT MONTH EXPENDITURES	ENCUMBRANCES AND COMMITMENTS	TOTAL EXPENDITURES & COMMITMENTS	TOTAL BUDGET	UNEXPENDED BUDGET	% BUDGET USED
<b>GENERAL FUND (cont'd)</b>						
County Criminal Court 3	49,602.92	-	581,617.11	955,365.00	373,747.89	60.88%
County Criminal Court 4	62,001.44	-	648,179.86	1,039,875.00	391,695.14	62.33%
County Criminal Court 5	62,309.17	66,505.12	851,718.79	1,309,181.00	457,462.21	65.06%
County Criminal Court 6	55,215.03	-	550,103.81	871,016.00	320,912.19	63.16%
County Criminal Court 7	51,950.06	-	584,296.94	909,570.00	325,273.06	64.24%
County Criminal Court 8	51,333.02	-	583,481.54	909,050.00	325,568.46	64.19%
County Criminal Court 9	49,186.39	18.99	561,189.77	896,267.00	335,077.23	62.61%
County Criminal Court 10	48,252.25	29.63	530,424.41	825,590.00	295,165.59	64.25%
Probate Court 1	145,524.53	9.90	1,660,818.06	2,432,670.00	771,851.94	68.27%
Probate Court 2	140,776.16	276.19	1,502,249.83	2,381,140.00	878,890.17	63.09%
Justice of the Peace Pct 1	63,666.32	-	524,298.35	826,330.00	302,031.65	63.45%
Justice of the Peace Pct 2	64,538.07	424.32	535,504.26	847,998.00	312,493.74	63.15%
Justice of the Peace Pct 3	63,610.90	739.00	529,786.94	815,060.00	285,273.06	65.00%
Justice of the Peace Pct 4	65,437.11	13.30	522,448.18	804,996.00	282,547.82	64.90%
Justice of the Peace Pct 5	53,931.93	115.00	454,590.08	681,481.00	226,890.92	66.71%
Justice of the Peace Pct 6	68,553.54	226.07	531,167.36	818,151.00	286,983.64	64.92%
Justice of the Peace Pct 7	62,839.35	1,345.03	576,880.92	879,236.00	302,355.08	65.61%
Justice of the Peace Pct 8	53,914.26	1,064.71	513,302.45	804,808.00	291,505.55	63.78%
District Attorney	3,433,196.61	111,712.95	28,422,631.39	44,205,957.00	15,783,325.61	64.30%
District Clerk	924,957.83	10,711.28	7,657,777.47	11,853,177.00	4,195,399.53	64.61%
County Clerk	959,628.93	6,781.13	7,953,884.31	12,743,721.00	4,789,836.69	62.41%
Domestic Relations	642,107.57	2,888.70	5,293,050.34	8,320,587.00	3,027,536.66	63.61%
Jury Services	55,154.15	130,689.00	1,328,763.29	2,219,653.00	890,889.71	59.86%
Courts / Judiciary	34,794.69	-	426,902.31	2,788,077.00	2,361,174.69	15.31%
Human Services	290,805.81	411.74	2,292,686.03	4,598,576.00	2,305,889.97	49.86%
Child Protective Services	12,499.67	1,843,104.00	2,553,972.66	2,926,855.00	372,882.34	87.26%
Public Assistance	8,223.44	42,177.55	822,854.00	822,854.00	-	100.00%
Texas AgriLife Extension	54,186.61	539.78	432,956.47	796,166.00	363,209.53	54.38%
Veterans Services	40,916.56	849.97	328,872.68	523,827.00	194,954.32	62.78%
Historical Commission	19,024.26	-	150,588.37	243,450.00	92,861.63	61.86%
<b>10010-2020 General Fund - Cash Match</b>						
Sheriff	-	-	6,471.08	101,537.00	95,065.92	6.37%
District Attorney	-	-	92,547.86	216,819.00	124,271.14	42.68%
Historical Commission	-	-	-	39,500.00	39,500.00	0.00%
<b>10020-2020 General Fund - Oper Sub</b>						
Sheriff	-	-	86,486.90	154,281.00	67,794.10	56.06%
Juvenile Services	656,286.80	5,097.99	1,399,824.32	3,916,777.00	2,516,952.68	35.74%
District Attorney	4,136.85	-	34,188.81	51,603.00	17,414.19	66.25%
<b>SUBTOTAL</b>	<b>43,242,957.96</b>	<b>15,217,705.71</b>	<b>352,552,030.75</b>	<b>531,939,197.00</b>	<b>179,387,166.25</b>	<b>66.28%</b>
<b>UNDESIGNATED</b>				<b>6,798,848.00</b>	<b>6,798,848.00</b>	
<b>CONTINGENT</b>				<b>5,000,000.00</b>	<b>5,000,000.00</b>	
<b>RESERVES</b>				<b>62,629,548.00</b>	<b>62,629,548.00</b>	
<b>FUND TOTAL</b>	<b>\$ 43,242,957.96</b>	<b>\$ 15,217,705.71</b>	<b>\$ 352,552,030.75</b>	<b>\$ 606,367,593.00</b>	<b>\$ 253,815,562.25</b>	<b>58.14%</b>

**TARRANT COUNTY, TEXAS  
BUDGET REPORT  
FOR THE EIGHT (8) MONTHS ENDED 5/31/2020**

	<u>CURRENT MONTH EXPENDITURES</u>	<u>ENCUMBRANCES AND COMMITMENTS</u>	<u>TOTAL EXPENDITURES ENCUMBRANCES &amp; COMMITMENTS</u>	<u>TOTAL BUDGET</u>	<u>UNEXPENDED BUDGET</u>	<u>% BUDGET USED</u>
<b>ROAD AND BRIDGE (26100)</b>						
Commissioner Precinct 1	580,835.67	920,214.85	5,798,690.59	9,219,768.00	3,421,077.41	62.89%
Commissioner Precinct 2	307,686.29	350,206.34	2,948,333.96	5,107,667.00	2,159,333.04	57.72%
Commissioner Precinct 3	280,526.40	73,664.89	2,658,243.20	4,955,171.00	2,296,927.80	53.65%
Commissioner Precinct 4	470,089.66	435,710.39	4,250,509.27	7,779,022.00	3,528,512.73	54.64%
Right of Way	30,328.11	-	168,889.71	6,892,861.00	6,723,971.29	2.45%
Transportation	206,059.70	91,969.57	1,896,707.29	3,721,948.00	1,825,240.71	50.96%
Road & Bridge Non-Department	27,229.70	3,520.00	359,813.56	458,560.00	98,746.44	78.47%
SUBTOTAL	<u>1,902,755.53</u>	<u>1,875,286.04</u>	<u>18,081,187.58</u>	<u>38,134,997.00</u>	<u>20,053,809.42</u>	<u>47.41%</u>
UNDESIGNATED				345,536.00	345,536.00	
FUND TOTAL	<u>\$ 1,902,755.53</u>	<u>\$ 1,875,286.04</u>	<u>\$ 18,081,187.58</u>	<u>\$ 38,480,533.00</u>	<u>\$ 20,399,345.42</u>	<u>46.99%</u>
<b>DEBT SERVICE (32100)</b>						
Interest and Sinking	-	-	4,138,630.75	34,205,662.00	30,067,031.25	12.10%
RESERVES				1,000,000.00	1,000,000.00	
FUND TOTAL	<u>\$ -</u>	<u>\$ -</u>	<u>\$ 4,138,630.75</u>	<u>\$ 35,205,662.00</u>	<u>\$ 31,067,031.25</u>	<u>11.76%</u>



**TARRANT COUNTY, TEXAS**  
**SPECIAL BUDGETS**  
**BUDGET VERSUS ACTUAL (BUDGET BASIS) REVENUE**  
**FOR THE EIGHT (8) MONTHS ENDED 5/31/2020**

<u>FUND #</u>	<u>FUND NAME</u>	<u>ACTUAL REVENUE</u>	<u>BUDGETED REVENUE</u>	<u>PERCENT COLLECTED</u>
21100	Records Preservation/Automation-Filing	\$ 1,651,746	\$ 2,324,040	71.07%
21200	Records Preservation/Automation-Conviction	362,528	639,153	56.72%
21300	Records Preservation/Restoration	1,355,216	1,963,762	69.01%
21400	Court Record Preservation Fund	272,217	442,016	61.59%
21500	District Court Records Technology Fund	193,106	304,009	63.52%
21600	District Clerk Record Mgt & Preservation	6,844	-	OVER 100%
22100	Courthouse Security Fund	385,947	580,000	66.54%
22300	Consumer Health Fund	681,501	1,084,871	62.82%
22400	Juvenile Delinquency Prevention	23	-	OVER 100%
22500	Alternative Dispute Resolution	286,643	463,377	61.86%
22600	Probate Contributions Fund	84,631	147,292	57.46%
22700	Justice Court Technology Fund	20,231	32,931	61.43%
22800	Justice Court Building Security	4,810	6,850	70.22%
22900	Child Abuse Prevention Fund	5,138	8,161	62.96%
23000	Family Protection	75,195	121,298	61.99%
23100	Guardianship	69,619	103,144	67.50%
23200	Drug & Alcohol Court	73,706	165,606	44.51%
23300	County and District Court Technology Fund	23,515	42,341	55.54%
23400	Specialty Courts Fund	18,555	-	OVER 100%
23500	Truancy Prevention and Diversion Fund	4,606	-	OVER 100%
24100	Law Library	873,433	1,349,094	64.74%
24200	Education Fund	103,121	111,181	92.75%
24300	Appellate Judicial System	109,591	168,502	65.04%
25100	Vehicle Inventory Tax	11,326	285,847	3.96%
45100	Non-Debt Capital	25,180,302	37,653,094	66.87%
47600	2006 Bond Election - Buildings	319,098	550,000	58.02%
47700	2006 Bond Election - Transportation	373,656	450,000	83.03%
51100	Resource Connection	2,121,529	3,317,953	63.94%
51200	Oil & Gas Royalty Resource Connection	64,252	110,929	57.92%
61500	Self Insurance	391,124	402,147	97.26%
61900	Workers Compensation	1,593,911	2,381,874	66.92%
62100	County Clerk Professional Liability	5,837	10,849	53.80%
62200	District Clerk Professional Liability	4,906	9,058	54.16%
65100	Employee Group Insurance - Medical	58,172,395	86,154,497	67.52%
CARES	CARES ACT	29,642,305	62,000,000	47.81%
D6200	DA Restitution Collection Fee	5,775	613	OVER 100%
D8300	DA Non-Drug Forfeitures	447,253	21,572	OVER 100%
D8700	CDA State Forfeiture	2,452	1,615	OVER 100%
D8800	CDA Federal Forfeiture Justice Funds	72	169	42.63%
G1100	8th Admin Judicial Region	79,790	123,000	64.87%
S8700	Sheriff's Inmate Commissary Fund	1,681,751	1,685,701	99.77%
S9300	Combined Narcotics Enforcement Team	46,442	250,000	18.58%
S9500	Sheriff Federal Forfeiture-Treasury Funds	185,492	3,737	OVER 100%
S9600	Sheriff Federal Forfeiture-Non DEA	32,399	1,788	OVER 100%
S9700	Sheriff Federal Forfeiture-Justice Funds	3,863	2,833	OVER 100%
T0400	Public Health	10,679,827	13,954,594	76.53%
T0450	Public Health 1115 Waiver	1,798,674	22,917,918	7.85%
T0500	Section 125 Forfeitures	17,512	24,177	72.43%
T0600	Children's Home Fund	2,842	3,057	92.96%
T0700	Bail Bond Board	2,500	7,500	33.33%
T0800	TDPRS - Title IVE	29,685	2,160	OVER 100%
T0900	Constable Forfeiture	12,158	-	OVER 100%
T0970	Constable Forfeiture - Federal	5	-	OVER 100%
T1000	Juvenile Probation District	15,767	23,246	67.83%
T1100	Unclaimed Juvenile Restitution	92	170	54.31%
T1300	Deferred Prosecution Program	44,740	113,000	39.59%
T2000	Historical Commission	35	75	46.40%
T2100	Historical Comm Archives	972	1,200	80.99%
T2300	Cemetery Fund	334	622	53.65%
T2900	Fire Marshal Code	76,599	76,000	OVER 100%
T3000	DA - JPS Contract	315,295	472,879	66.68%

**TARRANT COUNTY, TEXAS  
SPECIAL BUDGETS  
BUDGET VERSUS ACTUAL (BUDGET BASIS) REVENUE  
FOR THE EIGHT (8) MONTHS ENDED 5/31/2020**

<u>FUND #</u>	<u>FUND NAME</u>	<u>ACTUAL REVENUE</u>	<u>BUDGETED REVENUE</u>	<u>PERCENT COLLECTED</u>
T3100	Emergency Services District #1	58,316	91,000	64.08%
T3300	CSCD Bond Supervision Unit	2,089,490	4,682,218	44.63%
T3400	Courts Drug Program	67,841	169,323	40.07%
T3700	Medical Examiner Conference Fund	302	785	38.50%
T4100	PMC Insured - 340B	4,062,930	5,471,873	74.25%
T5200	Miscellaneous Donations-Juvenile Probation	3,073	6,107	50.31%
T5350	Donations Emergency Management	59	61	96.89%
T5600	Miscellaneous Donations - Human Services	25,341	25,586	99.04%
T5640	Human Services - Reliant Energy	30,900	30,875	OVER 100%
T5642	Human Services - Cirro	8	19	43.95%
T5646	Human Services - Direct Energy	10,000	10,000	100.00%
T5700	Miscellaneous Donations-CPS	23,092	46,200	49.98%
T5800	Miscellaneous Donations-Health Dept	3,131	606	OVER 100%
T5960	Miscellaneous Donations-Veteran Court Program	12,060	22,539	53.51%
T6000	Miscellaneous Donations-Family Court	9,582	12,438	77.04%
T6100	Miscellaneous Donations-CRCG	20,295	450	OVER 100%
T6200	Miscellaneous Donations-Peace Officers Memorial	67,469	64,992	OVER 100%
T6300	Misc Donations-Law Enforcement	5,000	-	OVER 100%
T6500	ATTF Rental Assoc Donation	3	-	OVER 100%
T7000	Sheriff's Employee Recognition and Award	12	-	OVER 100%
T7100	Contract Elections	614,055	3,296,165	18.63%
T7300	Elections Chapter 19	8,662	-	OVER 100%

**TARRANT COUNTY, TEXAS  
BUDGET REPORT  
FOR THE EIGHT (8) MONTHS ENDED 5/31/2020**

	<u>CURRENT MONTH EXPENDITURES</u>	<u>ENCUMBRANCES AND COMMITMENTS</u>	<u>TOTAL EXPENDITURES ENCUMBRANCES &amp; COMMITMENTS</u>	<u>TOTAL BUDGET</u>	<u>UNEXPENDED BUDGET</u>	<u>% BUDGET USED</u>
<b>RECORDS PRESERVATION &amp; AUTOMATION - FILINGS (21100)</b>						
County Clerk	97,664.71	880,391.84	1,721,574.72	10,142,064.00	8,420,489.28	16.97%
FUND TOTAL	<u>\$ 97,664.71</u>	<u>\$ 880,391.84</u>	<u>\$ 1,721,574.72</u>	<u>\$ 10,142,064.00</u>	<u>\$ 8,420,489.28</u>	<u>16.97%</u>
<b>RECORDS PRESERVATION &amp; AUTOMATION - CONVICTIONS (21200)</b>						
Information Technology	42,587.98	-	406,520.32	1,521,631.00	1,115,110.68	26.72%
FUND TOTAL	<u>\$ 42,587.98</u>	<u>\$ -</u>	<u>\$ 406,520.32</u>	<u>\$ 1,521,631.00</u>	<u>\$ 1,115,110.68</u>	<u>26.72%</u>
<b>RECORDS PRESERVATION &amp; RESTORATION (21300)</b>						
County Clerk	51,755.86	311,392.76	766,738.35	10,965,046.00	10,198,307.65	6.99%
FUND TOTAL	<u>\$ 51,755.86</u>	<u>\$ 311,392.76</u>	<u>\$ 766,738.35</u>	<u>\$ 10,965,046.00</u>	<u>\$ 10,198,307.65</u>	<u>6.99%</u>
<b>COURT RECORD PRESERVATION FUND (21400)</b>						
Information Technology	-	-	16,152.75	1,220,049.00	1,203,896.25	1.32%
District Clerk	29,119.22	-	238,470.78	397,370.00	158,899.22	60.01%
FUND TOTAL	<u>\$ 29,119.22</u>	<u>\$ -</u>	<u>\$ 254,623.53</u>	<u>\$ 1,617,419.00</u>	<u>\$ 1,362,795.47</u>	<u>15.74%</u>
<b>DISTRICT COURT RECORD TECHNOLOGY FUND (21500)</b>						
District Clerk	43,925.90	-	351,373.88	713,610.00	362,236.12	49.24%
FUND TOTAL	<u>\$ 43,925.90</u>	<u>\$ -</u>	<u>\$ 351,373.88</u>	<u>\$ 713,610.00</u>	<u>\$ 362,236.12</u>	<u>49.24%</u>
<b>COURTHOUSE SECURITY FUND (22100)</b>						
Non-Departmental	42,453.11	-	385,947.31	580,000.00	194,052.69	66.54%
FUND TOTAL	<u>\$ 42,453.11</u>	<u>\$ -</u>	<u>\$ 385,947.31</u>	<u>\$ 580,000.00</u>	<u>\$ 194,052.69</u>	<u>66.54%</u>
<b>CONSUMER HEALTH (22300)</b>						
Public Health	89,906.15	50.00	736,524.16	1,443,397.00	706,872.84	51.03%
FUND TOTAL	<u>\$ 89,906.15</u>	<u>\$ 50.00</u>	<u>\$ 736,524.16</u>	<u>\$ 1,443,397.00</u>	<u>\$ 706,872.84</u>	<u>51.03%</u>
<b>JUVENILE DELINQUENCY PREVENTION (22400)</b>						
Juvenile Services	-	-	-	2,828.00	2,828.00	0.00%
FUND TOTAL	<u>\$ -</u>	<u>\$ -</u>	<u>\$ -</u>	<u>\$ 2,828.00</u>	<u>\$ 2,828.00</u>	<u>0.00%</u>
<b>ADRS (22500)</b>						
Non-Departmental	-	-	-	1,303,725.00	1,303,725.00	0.00%
FUND TOTAL	<u>\$ -</u>	<u>\$ -</u>	<u>\$ -</u>	<u>\$ 1,303,725.00</u>	<u>\$ 1,303,725.00</u>	<u>0.00%</u>
<b>PROBATE CONTRIBUTIONS FUND (22600)</b>						
Probate Court 1	3,478.61	-	41,252.34	377,060.00	335,807.66	10.94%
Probate Court 2	4,161.96	-	46,502.68	274,707.00	228,204.32	16.93%
FUND TOTAL	<u>\$ 7,640.57</u>	<u>\$ -</u>	<u>\$ 87,755.02</u>	<u>\$ 651,767.00</u>	<u>\$ 564,011.98</u>	<u>13.46%</u>

**TARRANT COUNTY, TEXAS  
BUDGET REPORT  
FOR THE EIGHT (8) MONTHS ENDED 5/31/2020**

	<u>CURRENT MONTH EXPENDITURES</u>	<u>ENCUMBRANCES AND COMMITMENTS</u>	<u>TOTAL EXPENDITURES ENCUMBRANCES &amp; COMMITMENTS</u>	<u>TOTAL BUDGET</u>	<u>UNEXPENDED BUDGET</u>	<u>% BUDGET USED</u>
<b>JUSTICE COURT TECHNOLOGY (22700)</b>						
Information Technology	-	-	19,586.86	239,624.00	220,037.14	8.17%
FUND TOTAL	<u>\$ -</u>	<u>\$ -</u>	<u>\$ 19,586.86</u>	<u>\$ 239,624.00</u>	<u>\$ 220,037.14</u>	<u>8.17%</u>
<b>JUSTICE COURT BLDG SECURITY (22800)</b>						
Non-Departmental	215.08	-	4,810.26	6,850.00	2,039.74	70.22%
FUND TOTAL	<u>\$ 215.08</u>	<u>\$ -</u>	<u>\$ 4,810.26</u>	<u>\$ 6,850.00</u>	<u>\$ 2,039.74</u>	<u>70.22%</u>
<b>CHILD ABUSE PREVENTION (22900)</b>						
Non-Departmental	-	-	-	87,200.00	87,200.00	0.00%
FUND TOTAL	<u>\$ -</u>	<u>\$ -</u>	<u>\$ -</u>	<u>\$ 87,200.00</u>	<u>\$ 87,200.00</u>	<u>0.00%</u>
<b>FAMILY PROTECTION (23000)</b>						
Non-Departmental	-	-	-	70,366.00	70,366.00	0.00%
323RD District Court	-	68,644.00	159,449.00	159,449.00	-	100.00%
FUND TOTAL	<u>\$ -</u>	<u>\$ 68,644.00</u>	<u>\$ 159,449.00</u>	<u>\$ 229,815.00</u>	<u>\$ 70,366.00</u>	<u>69.38%</u>
<b>GUARDIANSHIP (23100)</b>						
Non-Departmental	-	-	110,000.00	197,756.00	87,756.00	55.62%
FUND TOTAL	<u>\$ -</u>	<u>\$ -</u>	<u>\$ 110,000.00</u>	<u>\$ 197,756.00</u>	<u>\$ 87,756.00</u>	<u>55.62%</u>
<b>DRUG &amp; ALCOHOL COURT (23200)</b>						
Non-Departmental	-	-	-	48,517.00	48,517.00	0.00%
Community Supervision	6,365.10	-	52,040.82	100,000.00	47,959.18	52.04%
323RD District Court	-	51,483.00	51,483.00	51,483.00	-	100.00%
Criminal Court Administration	1,934.57	-	13,665.47	270,720.00	257,054.53	5.05%
FUND TOTAL	<u>\$ 8,299.67</u>	<u>\$ 51,483.00</u>	<u>\$ 117,189.29</u>	<u>\$ 470,720.00</u>	<u>\$ 353,530.71</u>	<u>24.90%</u>
<b>COUNTY &amp; DISTRICT COURT TECHNOLOGY FUND (23300)</b>						
Information Technology	-	-	31,974.47	207,791.00	175,816.53	15.39%
FUND TOTAL	<u>\$ -</u>	<u>\$ -</u>	<u>\$ 31,974.47</u>	<u>\$ 207,791.00</u>	<u>\$ 175,816.53</u>	<u>15.39%</u>
<b>LAW LIBRARY (24100)</b>						
Law Library	97,678.57	303,604.42	1,034,423.98	2,038,883.00	1,004,459.02	50.73%
Judicial Law Library	10,238.01	66,281.85	158,846.43	175,000.00	16,153.57	90.77%
FUND TOTAL	<u>\$ 107,916.58</u>	<u>\$ 369,886.27</u>	<u>\$ 1,193,270.41</u>	<u>\$ 2,213,883.00</u>	<u>\$ 1,020,612.59</u>	<u>53.90%</u>
<b>EDUCATION FUND (24200)</b>						
Sheriff	-	-	14,574.61	128,051.00	113,476.39	11.38%
Sheriff - Confinement	-	-	-	39,057.00	39,057.00	0.00%
Constable Precinct 1	-	-	630.00	1,858.00	1,228.00	33.91%
Constable Precinct 2	-	-	-	6,885.00	6,885.00	0.00%
Constable Precinct 3	-	-	-	1,331.00	1,331.00	0.00%
Constable Precinct 4	-	-	-	9,374.00	9,374.00	0.00%
Constable Precinct 5	-	-	-	6,563.00	6,563.00	0.00%
Constable Precinct 6	-	-	-	8,519.00	8,519.00	0.00%
Constable Precinct 7	-	-	-	8,041.00	8,041.00	0.00%
Constable Precinct 8	-	-	-	1,882.00	1,882.00	0.00%

**TARRANT COUNTY, TEXAS  
BUDGET REPORT  
FOR THE EIGHT (8) MONTHS ENDED 5/31/2020**

	CURRENT MONTH EXPENDITURES	ENCUMBRANCES AND COMMITMENTS	TOTAL EXPENDITURES ENCUMBRANCES & COMMITMENTS	TOTAL BUDGET	UNEXPENDED BUDGET	% BUDGET USED
<b>EDUCATION FUND (24200) (cont'd)</b>						
Fire Marshal	-	-	-	980.00	980.00	0.00%
Probate Court 1	-	-	3,067.33	47,100.00	44,032.67	6.51%
Probate Court 2	-	-	3,627.75	42,000.00	38,372.25	8.64%
District Attorney	-	-	-	3,209.00	3,209.00	0.00%
<b>FUND TOTAL</b>	<b>\$ -</b>	<b>\$ -</b>	<b>\$ 21,899.69</b>	<b>\$ 304,850.00</b>	<b>\$ 282,950.31</b>	<b>7.18%</b>
<b>APPELLATE JUDICIAL SYSTEM (24300)</b>						
Appeals Court	10,104.79	-	106,590.49	193,502.00	86,911.51	55.08%
<b>FUND TOTAL</b>	<b>\$ 10,104.79</b>	<b>\$ -</b>	<b>\$ 106,590.49</b>	<b>\$ 193,502.00</b>	<b>\$ 86,911.51</b>	<b>55.08%</b>
<b>VEHICLE INVENTORY TAX (25100)</b>						
Tax Assessor / Collector	7,194.47	-	71,221.08	1,678,563.00	1,607,341.92	4.24%
<b>FUND TOTAL</b>	<b>\$ 7,194.47</b>	<b>\$ -</b>	<b>\$ 71,221.08</b>	<b>\$ 1,678,563.00</b>	<b>\$ 1,607,341.92</b>	<b>4.24%</b>
<b>NON-DEBT CAPITAL (45100)</b>						
County Judge	-	-	711.00	2,700.00	1,989.00	26.33%
County Administrator	-	16,885.25	19,992.25	26,161.00	6,168.75	76.42%
Non-Departmental	-	-	3,566.25	3,005,344.00	3,001,777.75	0.12%
Auditor	-	-	335.75	15,835.00	15,499.25	2.12%
Budget/Risk Management	-	-	380.83	1,300.00	919.17	29.29%
Tax Assessor / Collector	-	1,619.40	11,816.22	75,094.00	63,277.78	15.74%
Elections Administration	-	91,850.00	981,715.20	1,002,560.00	20,844.80	97.92%
Information Technology	878,612.12	4,335,022.69	12,474,693.31	19,857,453.00	7,382,759.69	62.82%
Human Resources	-	-	584.71	3,780.00	3,195.29	15.47%
Purchasing	-	-	847.25	1,000.00	152.75	84.73%
Facilities	159,623.45	166,036.98	608,966.08	1,465,254.00	856,287.92	41.56%
Sheriff	4,220.21	16,771.19	144,143.14	189,386.00	45,242.86	76.11%
Sheriff - Confinement	1,049.95	1,278.21	28,164.88	34,368.00	6,203.12	81.95%
Constable Precinct 5	-	-	-	3,383.00	3,383.00	0.00%
Constable Precinct 8	-	-	3,438.76	7,000.00	3,561.24	49.13%
Medical Examiner	28,913.11	536,795.39	602,073.74	616,250.00	14,176.26	97.70%
Community Supervision	-	7,608.90	16,401.30	25,733.00	9,331.70	63.74%
Juvenile Services	-	-	9,163.09	19,263.00	10,099.91	47.57%
Buildings	111,185.76	8,320,164.28	9,617,434.25	50,553,362.00	40,935,927.75	19.02%
297TH District Court	-	-	-	1,300.00	1,300.00	0.00%
Magistrate Court	-	-	-	2,550.00	2,550.00	0.00%
233RD District Court	3,639.08	-	3,639.08	3,700.00	60.92	98.35%
322ND District Court	-	645.00	1,908.10	1,927.00	18.90	99.02%
323RD District Court	-	-	192.00	192.00	-	100.00%
324TH District Court	-	814.00	814.00	814.00	-	100.00%
Criminal Court Administration	-	131,214.00	141,197.63	507,878.00	366,680.37	27.80%
Criminal Attorney Appointment	-	-	711.00	1,350.00	639.00	52.67%
Criminal Mental Health Court	-	483.14	1,117.34	3,850.00	2,732.66	29.02%
Probate Court 1	-	-	1,868.76	5,575.00	3,706.24	33.52%
Probate Court 2	-	-	-	1,300.00	1,300.00	0.00%
Justice of the Peace Pct 1	3,228.00	-	3,644.50	3,800.00	155.50	95.91%
Justice of the Peace Pct 3	-	-	2,090.00	2,200.00	110.00	95.00%
Justice of the Peace Pct 4	-	-	3,026.40	3,600.00	573.60	84.07%
District Attorney	3,353.00	1,361.12	18,765.70	22,659.00	3,893.30	82.82%
District Clerk	-	-	4,131.90	5,400.00	1,268.10	76.52%
County Clerk	56,501.30	165.75	89,394.96	132,285.00	42,890.04	67.58%
Domestic Relations	530.99	3,032.48	7,655.90	10,654.00	2,998.10	71.86%
Jury Services	-	-	174.00	174.00	-	100.00%
Courts / Judiciary	-	-	-	24,530.00	24,530.00	0.00%
Human Services	-	421.00	421.00	421.00	-	100.00%
Texas AgriLife Extension	-	-	2,592.78	3,000.00	407.22	86.43%
Commissioner Precinct 1	3,630.31	297,598.95	314,832.10	2,622,471.00	2,307,638.90	12.01%
Commissioner Precinct 2	188,496.00	1,208.79	752,006.77	1,120,693.00	368,686.23	67.10%
Commissioner Precinct 3	-	-	477,891.61	824,616.00	346,724.39	57.95%
Commissioner Precinct 4	49,806.00	242,274.00	1,026,772.31	1,459,304.00	432,531.69	70.36%

**TARRANT COUNTY, TEXAS  
BUDGET REPORT  
FOR THE EIGHT (8) MONTHS ENDED 5/31/2020**

	<u>CURRENT MONTH EXPENDITURES</u>	<u>ENCUMBRANCES AND COMMITMENTS</u>	<u>TOTAL EXPENDITURES ENCUMBRANCES &amp; COMMITMENTS</u>	<u>TOTAL BUDGET</u>	<u>UNEXPENDED BUDGET</u>	<u>% BUDGET USED</u>
<b>NON-DEBT CAPITAL (45100) (cont'd)</b>						
Transportation	108,506.40	769,666.56	1,642,899.83	1,726,421.00	83,521.17	95.16%
FUND TOTAL	<u>\$ 1,601,295.68</u>	<u>\$ 14,942,917.08</u>	<u>\$ 29,022,175.68</u>	<u>\$ 85,397,890.00</u>	<u>\$ 56,375,714.32</u>	<u>33.98%</u>
<b>2006 BOND ELECTION-BUILDINGS (47600)</b>						
Non-Departmental Buildings	-	-	864.00	1,698,560.00	1,697,696.00	0.05%
	162,508.55	32,650,023.45	34,513,474.80	34,856,281.00	342,806.20	99.02%
FUND TOTAL	<u>\$ 162,508.55</u>	<u>\$ 32,650,023.45</u>	<u>\$ 34,514,338.80</u>	<u>\$ 36,554,841.00</u>	<u>\$ 2,040,502.20</u>	<u>94.42%</u>
<b>2006 BOND ELECTION-TRANSPORTATION (47700)</b>						
Non-Departmental Transportation	-	-	1,894.75	3,926,809.00	3,924,914.25	0.05%
	-	2,301,643.00	2,301,643.00	25,098,264.00	22,796,621.00	9.17%
FUND TOTAL	<u>\$ -</u>	<u>\$ 2,301,643.00</u>	<u>\$ 2,303,537.75</u>	<u>\$ 29,025,073.00</u>	<u>\$ 26,721,535.25</u>	<u>7.94%</u>
<b>RESOURCE CONNECTION (51100)</b>						
Non-Departmental Resource Connection	-	-	-	846,329.00	846,329.00	0.00%
	177,454.75	387,918.73	2,145,704.98	3,561,833.00	1,416,128.02	60.24%
FUND TOTAL	<u>\$ 177,454.75</u>	<u>\$ 387,918.73</u>	<u>\$ 2,145,704.98</u>	<u>\$ 4,408,162.00</u>	<u>\$ 2,262,457.02</u>	<u>48.68%</u>
<b>OIL &amp; GAS ROYALTY (51200)</b>						
Resource Connection	-	88,815.12	102,221.12	1,451,183.00	1,348,961.88	7.04%
FUND TOTAL	<u>\$ -</u>	<u>\$ 88,815.12</u>	<u>\$ 102,221.12</u>	<u>\$ 1,451,183.00</u>	<u>\$ 1,348,961.88</u>	<u>7.04%</u>
<b>SELF INSURANCE (61500)</b>						
Self Insurance	5,648.00	35,282.12	348,319.54	1,807,725.00	1,459,405.46	19.27%
FUND TOTAL	<u>\$ 5,648.00</u>	<u>\$ 35,282.12</u>	<u>\$ 348,319.54</u>	<u>\$ 1,807,725.00</u>	<u>\$ 1,459,405.46</u>	<u>19.27%</u>
<b>WORKERS COMPENSATION (61900)</b>						
Self Insurance	281,590.75	-	1,917,612.44	4,687,621.00	2,770,008.56	40.91%
FUND TOTAL	<u>\$ 281,590.75</u>	<u>\$ -</u>	<u>\$ 1,917,612.44</u>	<u>\$ 4,687,621.00</u>	<u>\$ 2,770,008.56</u>	<u>40.91%</u>
<b>COUNTY CLERK PROFESSIONAL LIABILITY (62100)</b>						
County Clerk	-	-	-	719,876.00	719,876.00	0.00%
FUND TOTAL	<u>\$ -</u>	<u>\$ -</u>	<u>\$ -</u>	<u>\$ 719,876.00</u>	<u>\$ 719,876.00</u>	<u>0.00%</u>
<b>DISTRICT CLERK PROFESSIONAL LIABILITY (62200)</b>						
District Clerk	-	-	-	564,471.00	564,471.00	0.00%
FUND TOTAL	<u>\$ -</u>	<u>\$ -</u>	<u>\$ -</u>	<u>\$ 564,471.00</u>	<u>\$ 564,471.00</u>	<u>0.00%</u>
<b>EMPLOYEE INSURANCE (65100)</b>						
Non-Departmental Self Insurance	263,125.00	210,504.50	626,685.21	21,755,000.00	21,128,314.79	2.88%
	5,157,226.44	-	53,613,096.18	82,385,991.00	28,772,894.82	65.08%
FUND TOTAL	<u>\$ 5,420,351.44</u>	<u>\$ 210,504.50</u>	<u>\$ 54,239,781.39</u>	<u>\$ 104,140,991.00</u>	<u>\$ 49,901,209.61</u>	<u>52.08%</u>

**TARRANT COUNTY, TEXAS  
BUDGET REPORT  
FOR THE EIGHT (8) MONTHS ENDED 5/31/2020**

	CURRENT MONTH EXPENDITURES	ENCUMBRANCES AND COMMITMENTS	TOTAL EXPENDITURES ENCUMBRANCES & COMMITMENTS	TOTAL BUDGET	UNEXPENDED BUDGET	% BUDGET USED
<b>CARES ACT (CARES)</b>						
City Partner Program	29,642,305.00	-	29,642,305.00	62,000,000.00	32,357,695.00	47.81%
FUND TOTAL	<u>\$ 29,642,305.00</u>	<u>\$ -</u>	<u>\$ 29,642,305.00</u>	<u>\$ 62,000,000.00</u>	<u>\$ 32,357,695.00</u>	<u>47.81%</u>
<b>DISTRICT ATTORNEY RESTITUTION COLLECTION FEE (D6200)</b>						
District Attorney	-	-	2,637.84	39,593.00	36,955.16	6.66%
FUND TOTAL	<u>\$ -</u>	<u>\$ -</u>	<u>\$ 2,637.84</u>	<u>\$ 39,593.00</u>	<u>\$ 36,955.16</u>	<u>6.66%</u>
<b>CRIMINAL DISTRICT ATTORNEY STATE FORFEITURE (D8700)</b>						
District Attorney	4,604.48	26,307.35	238,469.17	1,470,280.00	1,231,810.83	16.22%
FUND TOTAL	<u>\$ 4,604.48</u>	<u>\$ 26,307.35</u>	<u>\$ 238,469.17</u>	<u>\$ 1,470,280.00</u>	<u>\$ 1,231,810.83</u>	<u>16.22%</u>
<b>CRIMINAL DISTRICT ATTORNEY FEDERAL FORFEITURE JUSTICE (D8800)</b>						
District Attorney	-	4,074.52	14,669.09	98,663.00	83,993.91	14.87%
FUND TOTAL	<u>\$ -</u>	<u>\$ 4,074.52</u>	<u>\$ 14,669.09</u>	<u>\$ 98,663.00</u>	<u>\$ 83,993.91</u>	<u>14.87%</u>
<b>CRIMINAL DISTRICT ATTORNEY FEDERAL FORFEITURE TREASURY (D8900)</b>						
District Attorney	-	-	3,603.74	7,112.00	3,508.26	50.67%
FUND TOTAL	<u>\$ -</u>	<u>\$ -</u>	<u>\$ 3,603.74</u>	<u>\$ 7,112.00</u>	<u>\$ 3,508.26</u>	<u>50.67%</u>
<b>8TH ADMIN JUDICIAL REGION (G1100)</b>						
8th Admin Judicial Region	9,369.43	-	79,786.33	123,000.00	43,213.67	64.87%
FUND TOTAL	<u>\$ 9,369.43</u>	<u>\$ -</u>	<u>\$ 79,786.33</u>	<u>\$ 123,000.00</u>	<u>\$ 43,213.67</u>	<u>64.87%</u>
<b>SHERIFFS INMATE COMMISSARY (S8700)</b>						
Sheriff - Confinement	170,000.93	148,375.51	2,042,656.08	5,830,857.00	3,788,200.92	35.03%
FUND TOTAL	<u>\$ 170,000.93</u>	<u>\$ 148,375.51</u>	<u>\$ 2,042,656.08</u>	<u>\$ 5,830,857.00</u>	<u>\$ 3,788,200.92</u>	<u>35.03%</u>
<b>COMBINED NARCOTICS ENFORCEMENT TEAM (S9300)</b>						
Sheriff	26,245.83	37,646.79	233,217.98	330,000.00	96,782.02	70.67%
FUND TOTAL	<u>\$ 26,245.83</u>	<u>\$ 37,646.79</u>	<u>\$ 233,217.98</u>	<u>\$ 330,000.00</u>	<u>\$ 96,782.02</u>	<u>70.67%</u>
<b>SHERIFF FEDERAL FORFEITURE-TREASURY (S9500)</b>						
Sheriff	1,268.40	67,577.00	70,428.98	188,029.00	117,600.02	37.46%
FUND TOTAL	<u>\$ 1,268.40</u>	<u>\$ 67,577.00</u>	<u>\$ 70,428.98</u>	<u>\$ 188,029.00</u>	<u>\$ 117,600.02</u>	<u>37.46%</u>
<b>SHERIFF DRUG FORFEITURE-NON DEA (S9600)</b>						
Sheriff	-	-	11,771.00	108,297.00	96,526.00	10.87%
FUND TOTAL	<u>\$ -</u>	<u>\$ -</u>	<u>\$ 11,771.00</u>	<u>\$ 108,297.00</u>	<u>\$ 96,526.00</u>	<u>10.87%</u>

**TARRANT COUNTY, TEXAS  
BUDGET REPORT  
FOR THE EIGHT (8) MONTHS ENDED 5/31/2020**

	<u>CURRENT MONTH EXPENDITURES</u>	<u>ENCUMBRANCES AND COMMITMENTS</u>	<u>TOTAL EXPENDITURES ENCUMBRANCES &amp; COMMITMENTS</u>	<u>TOTAL BUDGET</u>	<u>UNEXPENDED BUDGET</u>	<u>% BUDGET USED</u>
<b>SHERIFF FEDERAL FORFEITURE-JUSTICE (\$9700)</b>						
Sheriff	431.98	-	2,581.69	102,304.00	99,722.31	2.52%
FUND TOTAL	<u>\$ 431.98</u>	<u>\$ -</u>	<u>\$ 2,581.69</u>	<u>\$ 102,304.00</u>	<u>\$ 99,722.31</u>	<u>2.52%</u>
<b>PUBLIC HEALTH (T0400)</b>						
<b>T0400-2020 Public Health</b>						
Buildings	7,637.34	516.00	66,582.41	158,586.00	92,003.59	41.99%
Public Health	944,694.70	403,919.55	8,738,880.95	14,047,608.00	5,308,727.05	62.21%
<b>T0410-2020 Public Health - Cash Match</b>						
Public Health	8,901.56	-	333,830.98	469,964.00	136,133.02	71.03%
<b>T0420-2020 Public Health-Op Sub</b>						
Public Health	98.04	-	271,688.32	1,347,000.00	1,075,311.68	20.17%
<b>T0450-2020 Public Health 1115 Wavier</b>						
Non-Departmental	-	-	549,000.00	32,892,513.00	32,343,513.00	1.67%
Public Health	199,753.85	72,758.99	2,729,118.05	13,266,593.00	10,537,474.95	20.57%
FUND TOTAL	<u>\$ 1,161,085.49</u>	<u>\$ 477,194.54</u>	<u>\$ 12,689,100.71</u>	<u>\$ 62,182,264.00</u>	<u>\$ 49,493,163.29</u>	<u>20.41%</u>
<b>SECTION 125 FORFEITURES (T0500)</b>						
Self Insurance	1,360.00	33,552.53	88,018.67	1,959,656.00	1,871,637.33	4.49%
FUND TOTAL	<u>\$ 1,360.00</u>	<u>\$ 33,552.53</u>	<u>\$ 88,018.67</u>	<u>\$ 1,959,656.00</u>	<u>\$ 1,871,637.33</u>	<u>4.49%</u>
<b>CHILDREN'S HOME FUND (T0600)</b>						
Juvenile Services	-	-	-	73,333.00	73,333.00	0.00%
FUND TOTAL	<u>\$ -</u>	<u>\$ -</u>	<u>\$ -</u>	<u>\$ 73,333.00</u>	<u>\$ 73,333.00</u>	<u>0.00%</u>
<b>BAIL BOND BOARD (T0700)</b>						
Non-Departmental	-	-	1,840.00	8,500.00	6,660.00	21.65%
FUND TOTAL	<u>\$ -</u>	<u>\$ -</u>	<u>\$ 1,840.00</u>	<u>\$ 8,500.00</u>	<u>\$ 6,660.00</u>	<u>21.65%</u>
<b>TDRPS - TITLE IVE (T0800)</b>						
Child Protective Services	90.99	595.00	17,646.25	99,783.00	82,136.75	17.68%
FUND TOTAL	<u>\$ 90.99</u>	<u>\$ 595.00</u>	<u>\$ 17,646.25</u>	<u>\$ 99,783.00</u>	<u>\$ 82,136.75</u>	<u>17.68%</u>
<b>CONSTABLE FORFEITURE (T0900)</b>						
Constable Precinct 7	-	-	-	10,124.00	10,124.00	0.00%
FUND TOTAL	<u>\$ -</u>	<u>\$ -</u>	<u>\$ -</u>	<u>\$ 10,124.00</u>	<u>\$ 10,124.00</u>	<u>0.00%</u>
<b>CONSTABLE FORFEITURE - FEDERAL (T0970)</b>						
Constable Precinct 7	-	-	-	571.00	571.00	0.00%
FUND TOTAL	<u>\$ -</u>	<u>\$ -</u>	<u>\$ -</u>	<u>\$ 571.00</u>	<u>\$ 571.00</u>	<u>0.00%</u>
<b>JUVENILE PROBATION DISTRICT (T1000)</b>						
Juvenile Services	-	-	7,632.85	236,194.00	228,561.15	3.23%
FUND TOTAL	<u>\$ -</u>	<u>\$ -</u>	<u>\$ 7,632.85</u>	<u>\$ 236,194.00</u>	<u>\$ 228,561.15</u>	<u>3.23%</u>



**TARRANT COUNTY, TEXAS  
BUDGET REPORT  
FOR THE EIGHT (8) MONTHS ENDED 5/31/2020**

	<u>CURRENT MONTH EXPENDITURES</u>	<u>ENCUMBRANCES AND COMMITMENTS</u>	<u>TOTAL EXPENDITURES ENCUMBRANCES &amp; COMMITMENTS</u>	<u>TOTAL BUDGET</u>	<u>UNEXPENDED BUDGET</u>	<u>% BUDGET USED</u>
<b>UNCLAIMED JUVENILE RESTITUTION (T1100)</b>						
Juvenile Services	-	-	8.45	11,215.00	11,206.55	0.08%
FUND TOTAL	<u>\$ -</u>	<u>\$ -</u>	<u>\$ 8.45</u>	<u>\$ 11,215.00</u>	<u>\$ 11,206.55</u>	<u>0.08%</u>
<b>DEFERRED PROSECUTION (T1300)</b>						
District Attorney	258.00	-	22,586.05	113,000.00	90,413.95	19.99%
FUND TOTAL	<u>\$ 258.00</u>	<u>\$ -</u>	<u>\$ 22,586.05</u>	<u>\$ 113,000.00</u>	<u>\$ 90,413.95</u>	<u>19.99%</u>
<b>HISTORICAL COMMISSION (T2000)</b>						
Historical Commission	-	-	-	4,311.00	4,311.00	0.00%
FUND TOTAL	<u>\$ -</u>	<u>\$ -</u>	<u>\$ -</u>	<u>\$ 4,311.00</u>	<u>\$ 4,311.00</u>	<u>0.00%</u>
<b>HISTORICAL COMMISSION ARCHIVES (T2100)</b>						
Historical Commission	-	-	-	15,830.00	15,830.00	0.00%
FUND TOTAL	<u>\$ -</u>	<u>\$ -</u>	<u>\$ -</u>	<u>\$ 15,830.00</u>	<u>\$ 15,830.00</u>	<u>0.00%</u>
<b>CEMETERY FUND (T2300)</b>						
Historical Commission	-	-	-	27,417.00	27,417.00	0.00%
FUND TOTAL	<u>\$ -</u>	<u>\$ -</u>	<u>\$ -</u>	<u>\$ 27,417.00</u>	<u>\$ 27,417.00</u>	<u>0.00%</u>
<b>FIRE MARSHAL CODE (T2900)</b>						
Fire Marshal	1,006.97	2,580.71	6,576.78	183,726.00	177,149.22	3.58%
FUND TOTAL	<u>\$ 1,006.97</u>	<u>\$ 2,580.71</u>	<u>\$ 6,576.78</u>	<u>\$ 183,726.00</u>	<u>\$ 177,149.22</u>	<u>3.58%</u>
<b>DISTRICT ATTORNEY JPS CONTRACT (T3000)</b>						
District Attorney	38,997.44	-	317,532.43	472,879.00	155,346.57	67.15%
FUND TOTAL	<u>\$ 38,997.44</u>	<u>\$ -</u>	<u>\$ 317,532.43</u>	<u>\$ 472,879.00</u>	<u>\$ 155,346.57</u>	<u>67.15%</u>
<b>EMERGENCY SERVICES DISTRICT (T3100)</b>						
Fire Marshal	7,149.13	-	58,315.54	91,000.00	32,684.46	64.08%
FUND TOTAL	<u>\$ 7,149.13</u>	<u>\$ -</u>	<u>\$ 58,315.54</u>	<u>\$ 91,000.00</u>	<u>\$ 32,684.46</u>	<u>64.08%</u>
<b>CSCD BOND SUPERVISION UNIT (T3300)</b>						
Community Supervision	223,294.72	244,495.69	2,089,499.18	4,682,218.00	2,592,718.82	44.63%
FUND TOTAL	<u>\$ 223,294.72</u>	<u>\$ 244,495.69</u>	<u>\$ 2,089,499.18</u>	<u>\$ 4,682,218.00</u>	<u>\$ 2,592,718.82</u>	<u>44.63%</u>
<b>CRIMINAL COURTS DRUG PROGRAM (T3400)</b>						
Criminal Court Administration	12,528.45	22,350.00	169,572.05	442,290.00	272,717.95	38.34%
FUND TOTAL	<u>\$ 12,528.45</u>	<u>\$ 22,350.00</u>	<u>\$ 169,572.05</u>	<u>\$ 442,290.00</u>	<u>\$ 272,717.95</u>	<u>38.34%</u>
<b>MEDICAL EXAMINER CONFERENCE (T3700)</b>						
Medical Examiner	32.66	-	166.89	22,224.00	22,057.11	0.75%
FUND TOTAL	<u>\$ 32.66</u>	<u>\$ -</u>	<u>\$ 166.89</u>	<u>\$ 22,224.00</u>	<u>\$ 22,057.11</u>	<u>0.75%</u>

**TARRANT COUNTY, TEXAS  
BUDGET REPORT  
FOR THE EIGHT (8) MONTHS ENDED 5/31/2020**

	CURRENT MONTH EXPENDITURES	ENCUMBRANCES AND COMMITMENTS	TOTAL EXPENDITURES ENCUMBRANCES & COMMITMENTS	TOTAL BUDGET	UNEXPENDED BUDGET	% BUDGET USED
<b>PMC INSURED - 340B (T4100)</b>						
Public Health	270,978.64	1,017,128.99	4,528,245.13	8,115,855.00	3,587,609.87	55.80%
FUND TOTAL	<u>\$ 270,978.64</u>	<u>\$ 1,017,128.99</u>	<u>\$ 4,528,245.13</u>	<u>\$ 8,115,855.00</u>	<u>\$ 3,587,609.87</u>	<u>55.80%</u>
<b>MISCELLANEOUS DONATIONS - JUVENILE PROBATION (T5200)</b>						
Juvenile Services	48.96	110.00	1,398.46	31,371.00	29,972.54	4.46%
FUND TOTAL	<u>\$ 48.96</u>	<u>\$ 110.00</u>	<u>\$ 1,398.46</u>	<u>\$ 31,371.00</u>	<u>\$ 29,972.54</u>	<u>4.46%</u>
<b>DONATIONS EMERGENCY MANAGEMENT (T5350)</b>						
County Administrator	\$ -	-	-	7,049.00	7,049.00	0.00%
FUND TOTAL	<u>\$ -</u>	<u>\$ -</u>	<u>\$ -</u>	<u>\$ 7,049.00</u>	<u>\$ 7,049.00</u>	<u>0.00%</u>
<b>MISCELLANEOUS DONATIONS - HUMAN SERVICES (T5600)</b>						
Human Services	7,988.44	-	62,528.01	80,151.00	17,622.99	78.01%
FUND TOTAL	<u>\$ 7,988.44</u>	<u>\$ -</u>	<u>\$ 62,528.01</u>	<u>\$ 80,151.00</u>	<u>\$ 17,622.99</u>	<u>78.01%</u>
<b>MISCELLANEOUS DONATIONS - HUMAN SERVICES-RELIANT (T5640)</b>						
Human Services	1,142.22	-	13,255.74	39,275.00	26,019.26	33.75%
FUND TOTAL	<u>\$ 1,142.22</u>	<u>\$ -</u>	<u>\$ 13,255.74</u>	<u>\$ 39,275.00</u>	<u>\$ 26,019.26</u>	<u>33.75%</u>
<b>MISCELLANEOUS DONATIONS - HUMAN SERVICES-CIRRO (T5642)</b>						
Human Services	-	-	-	1,036.00	1,036.00	0.00%
FUND TOTAL	<u>\$ -</u>	<u>\$ -</u>	<u>\$ -</u>	<u>\$ 1,036.00</u>	<u>\$ 1,036.00</u>	<u>0.00%</u>
<b>HUMAN SERVICES-STREAM (T5644)</b>						
Human Services	-	-	34.00	34.00	-	100.00%
FUND TOTAL	<u>\$ -</u>	<u>\$ -</u>	<u>\$ 34.00</u>	<u>\$ 34.00</u>	<u>\$ -</u>	<u>100.00%</u>
<b>HUMAN SERVICES-DIRECT ENERGY (T5646)</b>						
Human Services	139.66	-	2,392.01	13,700.00	11,307.99	17.46%
FUND TOTAL	<u>\$ 139.66</u>	<u>\$ -</u>	<u>\$ 2,392.01</u>	<u>\$ 13,700.00</u>	<u>\$ 11,307.99</u>	<u>17.46%</u>
<b>MISCELLANEOUS DONATIONS - CPS (T5700)</b>						
Child Protective Services	-	-	11,076.19	52,885.00	41,808.81	20.94%
FUND TOTAL	<u>\$ -</u>	<u>\$ -</u>	<u>\$ 11,076.19</u>	<u>\$ 52,885.00</u>	<u>\$ 41,808.81</u>	<u>20.94%</u>
<b>MISCELLANEOUS DONATIONS - HEALTH DEPT (T5800)</b>						
Public Health	126.36	-	2,425.58	26,195.00	23,769.42	9.26%
FUND TOTAL	<u>\$ 126.36</u>	<u>\$ -</u>	<u>\$ 2,425.58</u>	<u>\$ 26,195.00</u>	<u>\$ 23,769.42</u>	<u>9.26%</u>

**TARRANT COUNTY, TEXAS  
BUDGET REPORT  
FOR THE EIGHT (8) MONTHS ENDED 5/31/2020**

	CURRENT MONTH EXPENDITURES	ENCUMBRANCES AND COMMITMENTS	TOTAL EXPENDITURES ENCUMBRANCES & COMMITMENTS	TOTAL BUDGET	UNEXPENDED BUDGET	% BUDGET USED
<b>MISCELLANEOUS DONATIONS - VETERAN COURT PROGRAM (T5960)</b>						
Veterans Diversion Court	-	8,394.83	10,000.00	62,910.00	52,910.00	15.90%
FUND TOTAL	<u>\$ -</u>	<u>\$ 8,394.83</u>	<u>\$ 10,000.00</u>	<u>\$ 62,910.00</u>	<u>\$ 52,910.00</u>	<u>15.90%</u>
<b>MISCELLANEOUS DONATIONS - FAMILY COURT SERVICES (T6000)</b>						
Information Technology	-	1,071.00	1,071.00	6,738.00	5,667.00	15.89%
Domestic Relations	-	-	2,844.20	6,339.00	3,494.80	44.87%
FUND TOTAL	<u>\$ -</u>	<u>\$ 1,071.00</u>	<u>\$ 3,915.20</u>	<u>\$ 13,077.00</u>	<u>\$ 9,161.80</u>	<u>29.94%</u>
<b>MISCELLANEOUS DONATIONS - CRCG (T6100)</b>						
Public Assistance	3,066.03	-	21,287.06	29,493.00	8,205.94	72.18%
FUND TOTAL	<u>\$ 3,066.03</u>	<u>\$ -</u>	<u>\$ 21,287.06</u>	<u>\$ 29,493.00</u>	<u>\$ 8,205.94</u>	<u>72.18%</u>
<b>MISCELLANEOUS DONATIONS - PEACE OFFICER MEMORIAL (T6200)</b>						
Buildings	-	46,470.00	46,470.00	64,992.00	18,522.00	71.50%
FUND TOTAL	<u>\$ -</u>	<u>\$ 46,470.00</u>	<u>\$ 46,470.00</u>	<u>\$ 64,992.00</u>	<u>\$ 18,522.00</u>	<u>71.50%</u>
<b>MISCELLANEOUS DONATIONS - LAW ENFORCEMENT (T6300)</b>						
Sheriff	-	0.71	286.20	290.00	3.80	98.69%
FUND TOTAL	<u>\$ -</u>	<u>\$ 0.71</u>	<u>\$ 286.20</u>	<u>\$ 290.00</u>	<u>\$ 3.80</u>	<u>98.69%</u>
<b>ATTF RENTAL ASSOC DONATION (T6500)</b>						
Sheriff	-	-	-	239.00	239.00	0.00%
FUND TOTAL	<u>\$ -</u>	<u>\$ -</u>	<u>\$ -</u>	<u>\$ 239.00</u>	<u>\$ 239.00</u>	<u>0.00%</u>
<b>SHERIFF'S EMPLOYEE RECOGNITION AND AWARD (T7000)</b>						
Sheriff	-	-	-	1,432.00	1,432.00	0.00%
FUND TOTAL	<u>\$ -</u>	<u>\$ -</u>	<u>\$ -</u>	<u>\$ 1,432.00</u>	<u>\$ 1,432.00</u>	<u>0.00%</u>
<b>CONTRACT ELECTIONS (T7100)</b>						
Elections Administration	(625,969.55)	100,205.25	1,273,636.22	3,596,165.00	2,322,528.78	35.42%
FUND TOTAL	<u>\$ (625,969.55)</u>	<u>\$ 100,205.25</u>	<u>\$ 1,273,636.22</u>	<u>\$ 3,596,165.00</u>	<u>\$ 2,322,528.78</u>	<u>35.42%</u>
<b>ELECTIONS CHAPTER 19 (T7300)</b>						
Elections Administration	598.00	-	10,021.49	15,000.00	4,978.51	66.81%
FUND TOTAL	<u>\$ 598.00</u>	<u>\$ -</u>	<u>\$ 10,021.49</u>	<u>\$ 15,000.00</u>	<u>\$ 4,978.51</u>	<u>66.81%</u>

TARRANT COUNTY, TEXAS  
 BUDGET REPORT  
 FOR THE EIGHT (8) MONTHS ENDED 5/31/2020

	CURRENT MONTH EXPENDITURES	ENCUMBRANCES AND COMMITMENTS	TOTAL EXPENDITURES ENCUMBRANCES & COMMITMENTS	TOTAL BUDGET	UNEXPENDED BUDGET	% BUDGET USED
<b>EMERGENCY RESPONSE (T8000)</b>						
Information Technology	-	783,068.85	783,068.85	-	(783,068.85)	0.00%
Disaster Relief	2,700,601.89	1,041,637.08	5,517,854.89	-	(5,517,854.89)	0.00%
Buildings	40,760.52	160,355.08	226,252.00	-	(226,252.00)	0.00%
Resource Connection	2,020.73	7,979.27	10,000.00	-	(10,000.00)	0.00%
Public Health	-	1,383,271.02	1,383,271.02	-	(1,383,271.02)	0.00%
FUND TOTAL	<u>\$ 2,743,383.14</u>	<u>\$ 3,376,311.30</u>	<u>\$ 7,920,446.76</u>	<u>\$ -</u>	<u>\$ (7,920,446.76)</u>	<u>0.00%</u>