


---


# COUNTY AUDITOR

TARRANT COUNTY FINANCIAL STATEMENTS  
FOR THE MONTH OF JUNE 2022



TARRANT COUNTY, TEXAS

---



**TARRANT COUNTY**  
TARRANT COUNTY ADMINISTRATION BUILDING - ROOM 506  
100 E. WEATHERFORD  
FORT WORTH, TEXAS 76196-0103  
817/884-1205  
Fax 817/884-1104

S. RENEE TIDWELL, CPA  
COUNTY AUDITOR  
rtidwell@tarrantcounty.com

KIM BUCHANAN, CPA  
FIRST ASSISTANT COUNTY AUDITOR  
kmbuchanan@tarrantcounty.com

August 30, 2022


The Honorable District Judges  
The Honorable Commissioners Court  
Tarrant County, Texas

RE: County Auditor's June 2022 Financial Reports

I herewith submit the financial report of Tarrant County, Texas as of and for the nine months ending June 30, 2022.

If you have any questions concerning this report or the financial well-being of the County, please call.

Sincerely,



S. Renée Tidwell, CPA  
County Auditor

**TARRANT COUNTY, TEXAS**  
**COMBINED BALANCE SHEET**  
**GOVERNMENTAL FUNDS**  
**AS OF 6/30/2022**

<u>COMBINED TOTAL</u>		<u>GENERAL</u>	<u>ROAD &amp; BRIDGE</u>	<u>DEBT SERVICE</u>
<b>ASSETS</b>				
\$1,264,294,178.36	CASH AND INVESTMENTS	\$334,807,246.00	\$16,960,652.13	\$32,252,442.67
10,772,693.22	TAXES RECEIVABLE (NET)	10,041,561.54	0.00	731,131.68
12,306,763.26	OTHER RECEIVABLES (NET)	2,320,305.49	94,971.72	0.00
3,812,517.37	FEE OFFICE RECEIVABLE	3,812,517.37	0.00	0.00
26,560,173.12	DUE FROM OTHER FUNDS	26,560,173.12	0.00	0.00
456,576.89	ADVANCE TO ENTERPRISE FUND	0.00	0.00	0.00
<u>4,121,035.39</u>	PREPAID EXPENSES AND INVENTORY	<u>645,008.96</u>	<u>730,826.78</u>	<u>0.00</u>
<u>\$1,322,323,937.61</u>	<b>TOTAL ASSETS</b>	<u>\$378,186,812.48</u>	<u>\$17,786,450.63</u>	<u>\$32,983,574.35</u>
<b>LIABILITIES</b>				
\$6,778,614.12	ACCOUNTS PAYABLE	\$2,548,068.33	\$342,874.31	\$0.00
39,579,073.75	OTHER LIABILITIES	34,434,879.65	978,473.91	0.00
26,560,173.12	DUE TO OTHER FUNDS	0.00	0.00	0.00
<u>397,946,590.99</u>	UNEARNED REVENUE	<u>2,887.00</u>	<u>0.00</u>	<u>0.00</u>
470,864,451.98	<b>TOTAL LIABILITIES</b>	36,985,834.98	1,321,348.22	0.00
<b>DEFERRED INFLOWS OF RESOURCES</b>				
10,772,693.22	UNAVAILABLE REVENUE - PROPERTY TAXES	10,041,561.54	0.00	731,131.68
<u>3,812,517.37</u>	UNAVAILABLE REVENUE - FEE OFFICE	<u>3,812,517.37</u>	<u>0.00</u>	<u>0.00</u>
14,585,210.59	<b>TOTAL DEFERRED INFLOWS OF RESOURCES</b>	13,854,078.91	0.00	731,131.68
<b>FUND BALANCES</b>				
<u>836,874,275.04</u>	<b>FUND BALANCES</b>	<u>327,346,898.59</u>	<u>16,465,102.41</u>	<u>32,252,442.67</u>
<u>836,874,275.04</u>	<b>TOTAL FUND BALANCES</b>	<u>327,346,898.59</u>	<u>16,465,102.41</u>	<u>32,252,442.67</u>
<u>\$1,322,323,937.61</u>	<b>TOTAL LIABILITIES, DEFERRED INFLOWS OF RESOURCES, AND FUND BALANCES</b>	<u>\$378,186,812.48</u>	<u>\$17,786,450.63</u>	<u>\$32,983,574.35</u>

<u>CAPITAL PROJECTS</u>	<u>GRANT FUNDS</u>	<u>OTHER GOVERNMENTAL FUNDS</u>
\$358,691,377.16	\$410,583,694.24	\$110,998,766.16
0.00	0.00	0.00
0.00	6,496,509.99	3,394,976.06
0.00	0.00	0.00
0.00	0.00	0.00
456,576.89	0.00	0.00
0.00	2,490,090.69	255,108.96
<u>\$359,147,954.05</u>	<u>\$419,570,294.92</u>	<u>\$114,648,851.18</u>
\$2,563,761.34	\$617,281.44	\$706,628.70
0.00	2,939,260.96	1,226,459.23
0.00	25,363,346.45	1,196,826.67
0.00	397,943,703.99	0.00
2,563,761.34	426,863,592.84	3,129,914.60
0.00	0.00	0.00
0.00	0.00	0.00
0.00	0.00	0.00
<u>356,584,192.71</u>	<u>(7,293,297.92)</u>	<u>111,518,936.58</u>
<u>356,584,192.71</u>	<u>(7,293,297.92)</u>	<u>111,518,936.58</u>
<u>\$359,147,954.05</u>	<u>\$419,570,294.92</u>	<u>\$114,648,851.18</u>

**TARRANT COUNTY, TEXAS**  
**COMBINED STATEMENT OF REVENUES AND EXPENDITURES**  
**AND CHANGES IN FUND BALANCE**  
**GOVERNMENTAL FUNDS**  
**FOR THE NINE (9) MONTHS ENDED 6/30/2022**

<u>COMBINED TOTAL</u>		<u>GENERAL</u>	<u>ROAD &amp; BRIDGE</u>	<u>DEBT SERVICE</u>
	<b>REVENUES:</b>			
\$495,516,678.15	TAXES, LICENSES AND PERMITS	\$461,250,402.64	\$587.94	\$33,797,567.00
95,339,985.01	FEES OF OFFICE	63,000,534.69	14,100,520.00	0.00
2,595,131.37	FINES	2,595,131.37	0.00	0.00
144,280,357.99	INTERGOVERNMENTAL	19,110,618.86	57,031.70	0.00
2,391,794.41	INVESTMENT INCOME	1,513,162.76	43,513.89	69,560.22
11,604,168.82	MISCELLANEOUS	5,483,173.20	300,673.14	0.00
<u>751,728,115.75</u>	<b>TOTAL REVENUES</b>	<u>552,953,023.52</u>	<u>14,502,326.67</u>	<u>33,867,127.22</u>
	<b>EXPENDITURES:</b>			
	<b>CURRENT:</b>			
114,197,849.14	GENERAL GOVERNMENT	102,847,622.10	3,095,581.88	0.00
137,703,919.86	PUBLIC SAFETY	125,288,438.95	0.00	0.00
148,573,695.29	JUDICIAL	136,782,105.32	0.00	0.00
114,124,875.48	COMMUNITY SERVICES	6,310,151.55	0.00	0.00
21,424,273.48	TRANSPORTATION	0.00	20,892,889.23	0.00
39,496,297.55	CAPITAL/CONSTRUCTION	0.00	0.00	0.00
3,640,147.98	DEBT SERVICE	0.00	0.00	3,640,147.98
<u>579,161,058.78</u>	<b>TOTAL EXPENDITURES</b>	<u>371,228,317.92</u>	<u>23,988,471.11</u>	<u>3,640,147.98</u>
172,567,056.97	EXCESS (DEFICIT) OF REVENUES OVER EXPENDITURES	181,724,705.60	(9,486,144.44)	30,226,979.24
	<b>OTHER FINANCING SOURCES (USES):</b>			
56,469,759.18	OPERATING TRANSFERS IN	762,223.27	8,014,695.75	0.00
(57,969,759.18)	OPERATING TRANSFERS OUT	(57,207,535.91)	0.00	0.00
214,905,000.00	BOND PROCEEDS	0.00	0.00	0.00
11,791,338.90	PREMIUM ON NEW DEBT	0.00	0.00	0.00
75,710,000.00	REFUNDING BONDS ISSUED	0.00	0.00	75,710,000.00
0.00	PAYMENT TO REFUNDED BOND			
(75,402,179.02)	ESCROW AGENT	0.00	0.00	(75,402,179.02)
398,071,216.85	EXCESS (DEFICIT ) OF REVENUES AND OPERATING TRANSFERS OVER EXPENDITURES	125,279,392.96	(1,471,448.69)	30,534,800.22
	<b>FUND BALANCES:</b>			
<u>438,803,058.19</u>	BEGINNING OF PERIOD	<u>202,067,505.63</u>	<u>17,936,551.10</u>	<u>1,717,642.45</u>
<u>\$836,874,275.04</u>	END OF PERIOD	<u>\$327,346,898.59</u>	<u>\$16,465,102.41</u>	<u>\$32,252,442.67</u>

CAPITAL PROJECTS	GRANT FUNDS	OTHER GOVERNMENTAL FUNDS
\$0.00	\$0.00	\$468,120.57
330,935.82	466,413.27	17,441,581.23
0.00	0.00	0.00
0.00	112,434,697.38	12,678,010.05
434,467.34	52,939.27	278,150.93
<u>944,421.00</u>	<u>369,968.75</u>	<u>4,505,932.73</u>
1,709,824.16	113,324,018.67	35,371,795.51
0.00	2,580,999.90	5,673,645.26
0.00	6,404,413.21	6,011,067.70
0.00	9,666,190.77	2,125,399.20
0.00	86,219,936.47	21,594,787.46
0.00	531,384.25	0.00
31,259,515.93	7,920,576.57	316,205.05
<u>0.00</u>	<u>0.00</u>	<u>0.00</u>
<u>31,259,515.93</u>	<u>113,323,501.17</u>	<u>35,721,104.67</u>
(29,549,691.77)	517.50	(349,309.16)
45,494,538.75	0.00	2,198,301.41
0.00	0.00	(762,223.27)
214,905,000.00	0.00	0.00
11,791,338.90	0.00	0.00
0.00	0.00	0.00
<u>0.00</u>	<u>0.00</u>	<u>0.00</u>
242,641,185.88	517.50	1,086,768.98
<u>113,943,006.83</u>	<u>(7,293,815.42)</u>	<u>110,432,167.60</u>
<u>\$356,584,192.71</u>	<u>(\$7,293,297.92)</u>	<u>\$111,518,936.58</u>

**TARRANT COUNTY, TEXAS**  
**STATEMENT OF NET POSITION**  
**PROPRIETARY FUNDS**  
**AS OF 6/30/2022**

<u>COMBINED TOTAL</u>		<u>ENTERPRISE</u>	<u>INTERNAL SERVICE</u>
<b>ASSETS</b>			
\$52,025,840.08	CASH AND INVESTMENTS	\$4,506,707.51	\$47,519,132.57
29,523.55	OTHER RECEIVABLES (NET)	6,158.89	23,364.66
392,408.68	PREPAID EXPENSES AND INVENTORY	6,408.68	386,000.00
<u>3,727,458.34</u>	FIXED ASSETS (NET)	<u>3,727,458.34</u>	<u>0.00</u>
<u>56,175,230.65</u>	TOTAL ASSETS	<u>8,246,733.42</u>	<u>47,928,497.23</u>
<b>DEFERRED OUTFLOWS OF RESOURCES</b>			
106,410.00	PENSION CONTRIBUTIONS AFTER MEASUREMENT DATE	106,410.00	0.00
7,452.00	DIFFERENCE IN EXPECTED & ACTUAL PENSION EXPERIENCE	7,452.00	0.00
234,544.00	CHANGES IN PENSION ASSUMPTIONS	234,544.00	0.00
95,376.00	CHANGES IN OPEB ASSUMPTIONS	95,376.00	0.00
<u>22,411.00</u>	OPEB CONTRIBUTIONS AFTER MEASUREMENT DATE	<u>22,411.00</u>	<u>0.00</u>
<u>466,193.00</u>	TOTAL DEFERRED OUTFLOWS OF RESOURCES	<u>466,193.00</u>	<u>0.00</u>
<b>LIABILITIES</b>			
591,331.24	ACCOUNTS PAYABLE	28,441.84	562,889.40
17,117,242.45	OTHER LIABILITIES	49,464.68	17,067,777.77
456,576.89	ADVANCE FROM CAPITAL PROJECTS FUND	456,576.89	0.00
221,659.90	UNEARNED REVENUE	112,633.45	109,026.45
738,961.00	NET PENSION LIABILITY	738,961.00	0.00
667,689.00	OTHER POST EMPLOYMENT BENEFIT LIABILITY	667,689.00	0.00
<u>128,873.09</u>	COMPENSATED ABSENCES	<u>128,873.09</u>	<u>0.00</u>
<u>19,922,333.57</u>	TOTAL LIABILITIES	<u>2,182,639.95</u>	<u>17,739,693.62</u>
<b>DEFERRED INFLOWS OF RESOURCES</b>			
19,559.00	DIFFERENCE IN EXPECTED & ACTUAL PENSION EXPERIENCE	19,559.00	0.00
149,002.00	DIFFERENCE IN PROJECTED & ACTUAL PENSION EARNINGS	149,002.00	0.00
9,868.00	CHANGES IN PENSION ASSUMPTIONS	9,868.00	0.00
114,959.00	DIFFERENCE IN EXPECTED & ACTUAL OPEB EXPERIENCE	114,959.00	0.00
<u>77,401.00</u>	CHANGES IN OPEB ASSUMPTIONS	<u>77,401.00</u>	<u>0.00</u>
<u>370,789.00</u>	TOTAL DEFERRED INFLOWS OF RESOURCES	<u>370,789.00</u>	<u>0.00</u>
<b>NET POSITION</b>			
<u>36,348,301.08</u>	NET POSITION	<u>6,159,497.47</u>	<u>30,188,803.61</u>
<u>\$36,348,301.08</u>	TOTAL NET POSITION	<u>\$6,159,497.47</u>	<u>\$30,188,803.61</u>

**TARRANT COUNTY, TEXAS**  
**COMBINED STATEMENT OF REVENUES, EXPENSES**  
**AND CHANGES IN FUND NET POSITION**  
**PROPRIETARY FUNDS**  
**FOR THE NINE (9) MONTHS ENDED 6/30/2022**

COMBINED TOTAL		ENTERPRISE	INTERNAL SERVICE
	<b>OPERATING REVENUES:</b>		
\$2,411,142.89	BUILDING RENTALS	\$2,411,142.89	\$0.00
17,742,881.31	USER FEES	0.00	17,742,881.31
46,021,720.55	COUNTY CONTRIBUTIONS	0.00	46,021,720.55
6,811,260.26	OTHER REVENUES	125,510.43	6,685,749.83
72,987,005.01	TOTAL OPERATING REVENUES	2,536,653.32	70,450,351.69
	<b>OPERATING EXPENSES:</b>		
897,491.34	PERSONNEL	897,491.34	0.00
1,071,329.58	BUILDING AND EQUIPMENT	980,771.62	90,557.96
231,412.29	DEPRECIATION AND AMORTIZATION	231,412.29	0.00
60,675,062.84	SELF INSURANCE CLAIMS	0.00	60,675,062.84
4,953,656.71	INSURANCE PREMIUMS	43,944.60	4,909,712.11
3,143,260.55	ADMINISTRATION	0.00	3,143,260.55
1,191,920.85	OTHER EXPENSES	124,453.71	1,067,467.14
72,164,134.16	TOTAL OPERATING EXPENSES	2,278,073.56	69,886,060.60
822,870.85	OPERATING INCOME (LOSS)	258,579.76	564,291.09
	<b>NON-OPERATING REVENUE (EXPENSE):</b>		
131,606.40	INTEREST INCOME	11,218.30	120,388.10
954,477.25	NET INCOME (LOSS) BEFORE TRANSFERS	269,798.06	684,679.19
	<b>OPERATING TRANSFERS:</b>		
8,500,000.00	OPERATING TRANSFERS IN	0.00	8,500,000.00
(7,000,000.00)	OPERATING TRANSFERS OUT	0.00	(7,000,000.00)
2,454,477.25	NET INCOME (LOSS)	269,798.06	2,184,679.19
	<b>NET POSITION:</b>		
33,893,823.83	BEGINNING OF PERIOD	5,889,699.41	28,004,124.42
\$36,348,301.08	END OF PERIOD	\$6,159,497.47	\$30,188,803.61



**TARRANT COUNTY, TEXAS**  
**FIDUCIARY BALANCE SHEET**  
**AS OF 6/30/2022**

<u>COMBINED TOTAL</u>		<u>STATE COMPTROLLER FUND</u>	<u>OTHER CUSTODIAL FUNDS</u>	<u>COMMUNITY SUPERVISION &amp; CORRECTIONS</u>
<b>ASSETS</b>				
\$84,653,562.97	CASH AND INVESTMENTS	\$15,505,327.15	\$57,618,404.26	\$11,529,831.56
1,273.30	OTHER RECEIVABLES	1,273.30	0.00	0.00
2,182.29	FEE OFFICE RECEIVABLE	0.00	2,182.29	0.00
8,085.00	PREPAID EXPENSES & INVENTORY	0.00	0.00	8,085.00
<u>52,961,612.93</u>	RESTRICTED ASSETS	<u>0.00</u>	<u>52,961,612.93</u>	<u>0.00</u>
<u>\$137,626,716.49</u>	TOTAL ASSETS	<u>\$15,506,600.45</u>	<u>\$110,582,199.48</u>	<u>\$11,537,916.56</u>
<b>LIABILITIES AND FUND BALANCE</b>				
\$24,695.41	ACCOUNTS PAYABLE	\$0.00	\$10,828.05	\$13,867.36
<u>137,602,021.08</u>	OTHER LIABILITIES	<u>15,506,600.45</u>	<u>110,571,371.43</u>	<u>11,524,049.20</u>
<u>\$137,626,716.49</u>	TOTAL LIABILITIES AND FUND BALANCE	<u>\$15,506,600.45</u>	<u>\$110,582,199.48</u>	<u>\$11,537,916.56</u>

**TARRANT COUNTY, TEXAS**  
**NOTES TO COMBINED FINANCIAL STATEMENTS**  
**FOR THE NINE (9) MONTHS ENDED 6/30/2022**

I. SUMMARY OF SIGNIFICANT ACCOUNTING POLICIES:

Reporting Entity

The accompanying financial statements reflect the funds and accounts of the financial reporting entity Tarrant County, Texas (the "County"), as of June 2022 and for the nine months then ended. Other components of the County not included in the accompanying financial statements include, Tarrant County Hospital District, Tarrant County Mental Health and Behavioral Health Services, Tarrant County Industrial Development Corporation, Tarrant County Health Facilities Development Corporation, Tarrant County Cultural Education Facilities Finance Corporation, and Tarrant County Housing Financing Corporation. These components are technically a part of the "reporting entity" because of the budgetary oversight responsibility by the Commissioners' Court of Tarrant County. These components however are unrelated to the financial condition and results of operations of the County and have been excluded from the accompanying financial statements. Separate financial statements of these entities are available upon request.

Revenue Recognition

Revenue is generally recognized on the modified accrual basis. Under this method of accounting, revenues are recognized when susceptible to accrual, i.e., both measurable and available. The primary revenue sources susceptible to accrual are property taxes, fines and fees due to fee offices which are recognized as unavailable revenue until cash is received. Other sources are generally not measurable until received in cash.

Expenditure Recognition

Expenditures are recorded when incurred. Expenditures for principal and interest on long-term debt are recorded when due. The accrual basis of accounting is utilized in the proprietary funds. Encumbrances are not included as expenditures.

Budget Basis Reporting

The budget is prepared utilizing a modified cash basis of accounting, with adjustments for encumbrances, as allowed by state statutes. Budget basis information is presented in the accompanying "Budgetary Information" section at a summary level. Budget information at the legal level of control is available upon request.

Investment Income Allocation

To maximize investment earnings on "idle" cash and cash equivalents, a "pooled cash" concept is utilized. Under this concept nearly all deposits are maintained in the same bank account and are invested on a daily basis. Generally, interest earnings are allocated to each fund based on the funds relative percentage of the total pool.

Pension Liability

The net pension liability was actuarially valued as of December 31, 2020. The net pension liability recorded in the Resource Connection is \$738,961. The amount for the governmental funds is \$290,190,711, which is reported in the annual comprehensive financial report.

OPEB Liability

The total OPEB liability was actuarially measured as of September 30, 2020. The total OPEB liability recorded in the Resource Connection is \$667,689. The amount for the governmental funds is \$212,724,346, which is reported in the annual comprehensive financial report.

**TARRANT COUNTY, TEXAS**  
**NOTES TO COMBINED FINANCIAL STATEMENTS**  
**FOR THE NINE (9) MONTHS ENDED 6/30/2022**

I. SUMMARY OF SIGNIFICANT ACCOUNTING POLICIES (CONT'D):

Compensated Absences

Accumulated unpaid vacation leave and vested sick pay have been recorded in the Enterprise Fund for the Resource Connection. An additional amount has been accrued for salary related payments associated with the payment of compensated absences. The amount of compensated absences for the remaining governmental funds is \$50,425,615, which is reported in the annual comprehensive financial report.

Deferred Outflows/Inflows of Resources

Deferred outflows of resources apply to future periods and so will not be recognized as an expense/ expenditure until then. Deferred inflows of resources apply to future periods and will be recognized as a revenue at that time.

Incurred but Not Reported

Included in the "Other Liabilities" of the Internal Service fund's Employee Benefits is \$4,000,000 of incurred but not reported medical and drug claims.

II. BASIS OF PRESENTATION:

The accounts of the County are organized and operated on the basis of funds, each of which is considered a separate accounting entity. Government resources are allocated to and accounted for in individual funds based on the purpose for which they are to be spent and the means by which spending activities are controlled.

Funds are classified into three categories: Governmental, Proprietary and Fiduciary. Each category is divided into separate fund types. The following fund types are used by the County.

Governmental Funds: Used to account for all or most of a government's general activity.

General Fund – used to account for the general operations of the County.

Road and Bridge Fund – used to account for the collection and expenditure of those monies designated to be spent for acquisition, construction and maintenance of county roads and bridges.

Debt Service Fund – used to account for accumulation of resources and for the payment of general long-term debt principal, interest, and related costs.

Capital Projects Funds – used to account for financial resources to be used for the acquisition and/or construction of facilities, equipment, software and infrastructure.

Grant Funds – used to account for the activities conducted under the many grant agreements between the County and various state and federal organizations.

Other Governmental Funds – used to account for specific revenue sources which are legally restricted to expenditures for specified purposes.

**TARRANT COUNTY, TEXAS  
NOTES TO COMBINED FINANCIAL STATEMENTS  
FOR THE NINE (9) MONTHS ENDED 6/30/2022**

**II. BASIS OF PRESENTATION (CONT'D):**

Proprietary Funds: Used to account for operations that are financed in a manner similar to those in the private sector, where the determination of net income is appropriate for sound financial administration.

Enterprise Fund – used to account for operations that are financed and operated in a manner similar to private enterprise where the County’s intent is to provide goods or services to the public on a continuing basis financed primarily through user charges. The County operates two enterprise funds, the Resource Connection and Oil and Gas Royalty.

Internal Service Funds – used to account for the various self-insurance activities for the County.

Fiduciary Funds: These funds account for assets held by the County in a fiduciary capacity and therefore cannot be used to support the County’s own programs.

State Comptroller Funds – used to account for monies received on behalf of, and subsequently remitted to the State Comptroller.

Other Custodial Funds – used to account for assets held in a fiduciary capacity for others and includes property taxes collected and remitted for other entities, statutory fees collected on behalf of other governments, funds held in the registry of the court, collateral for securing bail bonds, monies on account for inmate commissary purchases, and funds seized by law enforcement agencies.

Community Supervision and Corrections – used to account for the State agency funds in the County depository and restitution collected as a condition of probation payable to injured parties.

**III. NEGATIVE CASH BALANCES:**

The following funds have negative cash balances at the balance sheet date. This occurs when expenditures exceed revenue collection. The General Fund has advanced money to these Funds thereby, allowing for continued operation of the related programs. These advances by the General Fund have been reflected in the accompanying combined balance sheet as Due from other funds. The advances also represent a loss of investment earnings to the General Fund and are not a reimbursable item by the grantor under reimbursing grant agreements.

Most negative cash balances arise in the County's reimbursing grant programs. These programs require the payment of expenditures prior to the reimbursement by the grantor. These cash deficits have existed for years and do not create any major concerns. However, this information is helpful to the reader of the financial statements to provide a fuller understanding of the details of County operations.

<u>FUND</u>	<u>DEFICIT</u>
E0024 RYAN WHITE ENDING HIV EPIDEMIC	\$ 61,269.19
E0025 DHHS-RYAN WHITE TITLE IV PART D - WOMEN, INFANTS, CHILDREN,	68,819.88
E0027 RYAN WHITE PART C - OUTPATIENT EIS PROGRAM	96,408.26
E0028 RYAN WHITE HIV/AIDS TREATMENT MODERNIZATION ACT PART A	396,453.32
E0031 HIV/STATE SERVICES	34,772.80
E0032 RYAN WHITE PART B	141,058.84
E0037 HIV/HOPWA	20,175.78
E0061 HOUSING OPPORTUNITIES FOR PERSONS WITH AIDS (HOPWA)	40,422.00
E0062 HOPWA - COVID - CARES - ADMINISTRATIVE AGENCY	11,393.01
F0027 RYAN WHITE PART C - OUTPATIENT EIS PROGRAM - INTERIM	302.12

**TARRANT COUNTY, TEXAS  
NOTES TO COMBINED FINANCIAL STATEMENTS  
FOR THE NINE (9) MONTHS ENDED 6/30/2022**

**III. NEGATIVE CASH BALANCES (CONT'D):**

	<u>FUND</u>	<u>DEFICIT</u>
F0028	RYAN WHITE HIV/AIDS TREATMENT MODERNIZATION ACT PART A	\$ 35,491.89
F0031	HIV/STATE SERVICES FOR PMC	4,203.47
F0032	RYAN WHITE PART B - PMC	7,791.66
F0033	SURVEILLANCE	19,762.53
F0034	INFECTIOUS DISEASE SURVEILLANCE AND EPIDEMIOLOGY - YR3	25,488.84
F0035	HIV PREVENTION	185,334.42
F0036	DSHS-ENDING THE HIV EPIDEMIC	85,485.02
F0038	STD/HIV OPER	171,443.76
F0040	TDFPS-COMMUNITY YOUTH DEVELOPMENT - FY22	77,986.40
F0042	BIOTERRORISM PREPAREDNESS - LAB	32,738.21
F0043	CPS-PREPAREDNESS/HAZARDS (BIO TERRORISM)	151,527.48
F0044	DSHS-C.R.I - CITIES READINESS INITIATIVE	33,523.00
F0045	TB/PC-TB CONTROL & PREVENTION (CLINIC)	97,952.70
F0046	TUBERCULOSIS - PREVENTION AND CONTROL	77,305.62
F0051	IMMUNIZATIONS	179,653.13
F0054	INFECTIOUS DISEASE CONTROL UNIT/FLU - LAB	1,615.80
F0058	DSHS - HEALTHY TEXAS BABIES	24,127.34
F0060	WIC CARD PARTICIPATION	1,314,062.35
F0072	INFLUENZA INCIDENCE SURVEILLANCE PROJECT	2,342.41
F0081	DSHS-NORTH TEXAS SYNDROMIC SURVEILLANCE PROGRAM	6,514.45
F0082	DSHS-CDC COVID-19 EMERGENCY RESPONSE	42,292.94
F0084	DSHS-CDC COVID-19	16,503.18
F0087	USCRI - REFUGEE MEDICAL SCREENING	96,560.49
F0089	DSHS ELC/LRN COVID-19 - LAB PPP	17,950.80
F0093	NURSE FAMILY PARTNERSHIP GRANT	85,406.81
F0100	DSHS-COVID-19 VACCINATION CAPACITY ENHANCEMENT PROGRAM	1,312,869.97
F0102	CDC-HEALTH DISPARITIES / HIGH RISK	1,459,334.17
F0104	CDC-PUBLIC HEALTH CRISIS RESPONSE (PHCR) CO-AG	132,916.07
F0105	STD/HIV DISEASE INTERVENTION SPECIALISTS (STD/HIV-DIS)	56,773.94
F0110	DSHS-COVID-19 VACCINATION CAPACITY ENHANCEMENT - ROUND 4 IMM	515,246.56
F0140	MHMR-CYD MENTAL HEALTH EXPANSION	3,750.00
F0189	DSHS ELC/LRN COVID-19 - EPI EXPANSION	103,279.65
F0289	DSHS ELC/LRN COVID-19 - EPI CARES	24,926.63
F0389	DSHS ELC/LRN COVID-19 - LAB EXPANSION FUNDING	66,228.00
G0012	VETERANS COURT PROGRAM	92,688.40
G0018	CJD-REACHING INDEPENDENCE THROUGH SELF EMPOWERMENT (RISE)	128,609.27
G0065	VICTIMS ASSISTANCE GRANT-VOCA - SHERIFF	2,288.95
G0081	VAWA - PROTECTIVE ORDER UNIT	19,063.11
G0082	CJD-DISTRICT ATTORNEY BILINGUAL VICTIM ADVOCATE	56,842.23
G0084	D.I.R.E.C.T. PROGRAM	30,319.38
G0085	MENTAL HEALTH DIVERSION COURT PROGRAM	20,512.85
G0087	CJD-INTIMATE PARTNER-FAMILY VIOLENCE VICTIM ADVOCATES	91,079.30
G0088	CJD-PUBLIC EMPLOYEE TREATMENT COURT	17,755.47
G0094	CJD- FAMILY RECOVERY COURT	11,250.00
G0095	CJD - RECONNECTING YOUTH PROGRAM	22,486.59
H0001	SUPPORTIVE HOUSING PROGRAM	1,456,453.16
H0040	HOME INVESTMENT PARTNERSHIP ACT - AMERICAN RESCUE PLAN	17,638.93
H0080	COMMUNITY DEVELOPMENT BLOCK GRANT - COVID - CARES	351,662.84
H0081	EMERGENCY SHELTER GRANT - COVID - CARES	11,961.73
L0013	OJP-DOJ-NIJ FORENSIC BACKLOG REDUCTION GRANT	73,474.81
L0017	OJP-DOJ-BJA TARRANT COUNTY FY18 STOP SCHOOL VIOLENCE PROJECT	22,449.17
L0019	OJP-DOJ-HUMAN TRAFFICKING TASK FORCE	32,763.18

**TARRANT COUNTY, TEXAS**  
**NOTES TO COMBINED FINANCIAL STATEMENTS**  
**FOR THE NINE (9) MONTHS ENDED 6/30/2022**

III. NEGATIVE CASH BALANCES (CONT'D):

<u>FUND</u>	<u>DEFICIT</u>
M0008 JAG-LAW ENFORCEMENT LIASON PRGM / MHMRTC	\$ 6,957.31
M0012 AG - VINE (VICITIM IDENTIFICATION AND NOTIFICATION EVERYDAY	19,718.24
M0014 ACCESS AND VISITATION GRANT	10,167.06
M0040 HOMELAND SECURITY GRANT PROGRAM	57,616.88
M0044 TXDOT COURTESY PATROL PROGRAM	808,176.20
M0046 INTERNET CRIMES AGAINST CHILDREN	13,460.98
M0048 BILINGUAL VICTIMS ASSISTANCE COORDINATOR - INTERIM	2,736.49
M0061 TVC-VETERAN'S TREATMENT COURT	76,431.72
M0072 UNITED WAY-TARRANT COUNTY VETERANS COURT DIVERSION PROGRAM	7,421.25
M0085 HHS-SUBSTANCE ABUSE AND MENTAL HEALTH SERVICES (SAMSHA)	203,953.96
M0093 INTERNET CRIMES - SHERIFF	5,970.57
M0095 TCEQ-TEXAS VOLKSWAGON ENVIRONMENTAL MITIGATION PGRM PCT4	542,321.60
M0096 TCEQ-TEXAS VOLKSWAGON ENVIRONMENTAL MITIGATION PGRM PCT4	101,960.80
M0097 TCEQ-TEXAS VOLKSWAGON ENVIRONMENTAL MITIGATION PGRM PCT3	800.00
M0098 TCEQ-TEXAS VOLKSWAGON ENVIRONMENTAL MITIGATION PGRM PCT3	233,497.60
M0099 TCEQ-TEXAS VOLKSWAGON ENVIRONMENTAL MITIGATION PGRM PCT2	167,078.64
M0100 TCEQ-TEXAS VOLKSWAGON ENVIRONMENTAL MITIGATION PGRM PCT2	141,433.94
M0101 TCEQ-TEXAS VOLKSWAGON ENVIRONMENTAL MITIGATION PGRM PCT3	99,728.00
M0102 TCEQ-TEXAS VOLKSWAGON ENVIRONMENTAL MITIGATION PGRM PCT3	58,477.60
M0107 TCEQ-TEXAS VOLKSWAGON ENVIRONMENTAL MITIGATION PGRM PCT4	206,016.00
M0212 CTIF - WAGLEY ROBERTSON (PCT3)	93.93
M0214 CTIF - NEWT PATTERSON (PCT2)	465,735.11
M0216 CTIF - HARMON (PCT3)	8,902.89
M0740 HOMELAND SECURITY GRANT PROGRAM - FY2020 CYBER SECURITY	20,504.10
P0011 STATE FINANCIAL ASSISTANCE FUND (BPS)	532,723.45
P0014 TJPC-STATE AID-JUVENILE SUPPLEMENTAL PAY	317,685.29
P0016 TJJD-SPECIAL NEEDS DIVERSIONARY PROGRAM	31,728.77
P0026 REGIONAL DIVERSION ALTERNATIVES PROGRAM	5,930.70
P0027 TJPC-JJAEP	736,353.56
P0028 TJJD-MENTAL HEALTH SERVICES (MHS)	138,806.58
P0050 TJJD - TITLE IV E	29,842.28
R0011 SECTION 8 - FOSTER YOUTH TO INDEPENDENCE	9,063.74
R0013 HUD-SECTION 8	2,030,780.79
R0017 HUD-VASH - VETERANS AFFAIRS SUPPORTIVE HOUSING VOUCHERS	968,634.75
R0025 FAMILY SELF SUFFICIENCY	58,893.47
R0032 SHELTER PLUS CARE	33,477.78
R0081 SECTION 8 - MAINSTREAM VOUCHER PGM - CARES FUNDING	75,532.51
R0110 SECTION 8 - EMERGENCY HOUSING VOUCHER (Preliminary Fees)	28,760.00
R0310 SECTION 8 - EMERGENCY HOUSING VOUCHER (Admin Fees)	6,318.73
W0042 EMERGENCY FOOD AND SHELTER PROGRAM PHASE 39	7,591.00
W0102 FEMA COVID 2020 9/15/2020 to 12/31/2020	130,034.39
W0103 FEMA UNTHSC VACCINE ILA	7,163,263.53
SUB-TOTAL GRANTS	<u>25,363,346.45</u>
G1100 8TH ADMINISTRATIVE JUDICIAL REGION	14,760.64
T3000 DA - JPS CONTRACT	4,063.29
T3100 TC EMERGENCY SERVICE DISTRICT #1	10,015.02
T7100 CONTRACT ELECTIONS	1,161,595.81
T7300 ELECTIONS CHAPTER 19	6,391.91
TOTAL	<u>\$ 26,560,173.12</u>

**TARRANT COUNTY, TEXAS  
NOTES TO COMBINED FINANCIAL STATEMENTS  
FOR THE NINE (9) MONTHS ENDED 6/30/2022**

IV. DEFICIT FUND BALANCE:

The following major governmental fund had a negative fund balance as of June 30, 2022:

Grant Funds	\$ (7,293,297.92)
-------------	-------------------

The deficit fund balance in the Grant Funds is due to COVID-19 expenditures anticipated to be eligible for FEMA reimbursement that were not awarded to the County as of June 30, 2022. The related revenue for these expenditures will be recognized at the time of the award.

V. INVESTMENTS:

All investment securities are purchased on the basis of "Delivery vs. Payment" and are held at JPMorgan Chase Bank – New York by the Safekeeping Department in a segregated account in the name of Tarrant County. "Delivery vs. Payment" means that the County's money is not released until the securities are delivered to the Safekeeping Department.

All securities held and transactions executed during the period conform to the requirements of the Government Code Section 2256, The Public Funds Investment Act, and the Tarrant County Investment Policy, as adopted by the Commissioners Court on November 23, 2021.

	Average Rate	
JPMorgan Chase Savings	1.33%	\$ 183,295,283
JPMorgan Chase Savings II	1.33%	32,401,462
JPMorgan Chase Checking	1.34%	249,305,410
Lone Star Investment Pool	0.98%	251,070,034
Texas CLASS Investment Pool	0.87%	13,436,460
TexStar Investment Pool	0.99%	303,106,132
TexPool Investment Pool	1.00%	<u>274,156,587</u>
<b>TOTAL INVESTMENTS</b>		<b><u>\$ 1,306,771,368</u></b>

The recorded position of the pools for Lone Star and TexPool are measured at amortized cost as these pools meet the requirements of GASB Statement No. 79. The recorded position of the pools for Texas CLASS and TexStar are measured at net asset value and are designed to approximate the share value.

**TARRANT COUNTY, TEXAS**  
**NOTES TO COMBINED FINANCIAL STATEMENTS**  
**FOR THE NINE (9) MONTHS ENDED 6/30/2022**

**VI. CAPITAL ASSETS:**

A summary of the Governmental Funds' capital assets follows:

	Balance October 1, 2021	Additions	Disposals/ Adjustments	Balance June 30, 2022
Land and land improvements	\$ 66,874,106.58	\$ 371,840.00	\$ -	\$ 67,245,946.58
Construction in progress	32,618,411.86	10,095,467.77	-	42,713,879.63
Software in development	36,444,178.02	2,479,356.06	(9,706,920.32)	29,216,613.76
Buildings and improvements	508,872,187.56	4,521,321.95	-	513,393,509.51
Furnishings and equipment	101,328,271.11	7,709,044.61	(3,074,615.13)	105,962,700.59
Software	50,914,784.91	450,155.20	9,706,920.32	61,071,860.43
Infrastructure	135,997,203.03	-	(416.50)	135,996,786.53
	<u>\$ 933,049,143.07</u>	<u>\$ 25,627,185.59</u>	<u>\$ (3,075,031.63)</u>	<u>\$ 955,601,297.03</u>

**VII. SCHEDULE OF OUTSTANDING BONDED DEBT:**

	AMOUNT	INTEREST RATES
2010 - Limited Tax Refunding & Improvement Bonds	\$ 1,805,000	5.00%
2013 - Limited Tax Refunding & Improvement Bonds	10,220,000	5.00%
2015 - Limited Tax Refunding & Improvement Bonds	12,875,000	5.00%
2015A - Limited Tax Refunding & Improvement Bonds	39,215,000	1.97%
2016 - Limited Tax Refunding Bonds	46,440,000	1.48%
2017 - Limited Tax Refunding Bonds	32,005,000	2.13%
2022A - Limited Tax Refunding Bonds	29,220,000	3.10%
2022B - Limited Tax Refunding Bonds	46,490,000	3.13%
2022 - Limited Tax Bonds	214,905,000	5.00%
Total Outstanding Bonded Debt	<u>\$ 433,175,000</u>	

Arbitrage provisions of the Internal Revenue Tax Act of 1986 require the County to rebate excess arbitrage earnings from bond proceeds to the federal government. This amount was estimated to be \$0 as of September 30, 2021.

**VIII. CONTINGENCIES:**

The County is self-insured for workers' compensation, automobile bodily injury and property damage, comprehensive general liability and all self-insured retentions for existing policies. At June 30, 2022, \$13,051,606 has been accrued, based on an actuarial assessment, to provide for potential losses resulting from pending or threatened litigation, asserted claims and claims incurred but not reported.





**TARRANT COUNTY, TEXAS  
CAPITAL PROJECT FUNDS  
FUND DESCRIPTIONS**

**FUND 45100 - NON-DEBT CAPITAL FUND**

This fund was established to account for capital acquisitions funded from County auction proceeds, operating transfers from general fund, gas signing bonuses and gas royalties.

**FUND 45400 – CAPITAL REPLACEMENT FUND**

This fund was established to account for long-term planning replacement of capital assets.

**FUND 45500 – COURT FACILITY FUND**

This fund was established pursuant to State statutes, to account for the collection and expenditure of monies collected from filing fees for the construction, renovation, or improvement of facilities that house the courts.

**FUND 47600 – 2006 BOND ELECTION FUND**

This fund was established to account for the expenditure of the proceeds of General Obligation Bonds issued to fund capital acquisitions originally approved by the voters.

**FUND 47700 – 2006 BOND ELECTION-TRANSPORTATION FUND**

This fund was established to account for the expenditure of the proceeds of General Obligation Bonds issued to fund transportation projects originally approved by the voters.

**FUND 47800 – 2021 BOND ELECTION-TRANSPORTATION FUND**

This fund was established to account for the expenditure of the proceeds of General Obligation Bonds issued to fund transportation projects originally approved by the voters.

**TARRANT COUNTY, TEXAS**  
**COMBINING BALANCE SHEET**  
**CAPITAL PROJECTS FUNDS**  
**AS OF 6/30/2022**

<u>COMBINED TOTAL</u>		<u>NON-DEBT CAPITAL</u>	<u>CAPITAL REPLACEMENT FUND</u>	<u>COURT FACILITY FUND</u>
<b>ASSETS</b>				
\$358,691,377.16	CASH AND INVESTMENTS	\$92,466,853.65	\$11,181,068.93	\$331,430.71
456,576.89	ADVANCE TO ENTERPRISE FUND	456,576.89	0.00	0.00
<u>0.00</u>	PREPAID EXPENSES & INVENTORY	<u>0.00</u>	<u>0.00</u>	<u>0.00</u>
<u>\$359,147,954.05</u>	<b>TOTAL ASSETS</b>	<u>\$92,923,430.54</u>	<u>\$11,181,068.93</u>	<u>\$331,430.71</u>
<b>LIABILITIES AND FUND BALANCES</b>				
<b>LIABILITIES:</b>				
\$2,563,761.34	ACCOUNTS PAYABLE	\$758,016.11	\$0.00	\$0.00
<u>0.00</u>	OTHER LIABILITIES	<u>0.00</u>	<u>0.00</u>	<u>0.00</u>
2,563,761.34	<b>TOTAL LIABILITIES</b>	758,016.11	0.00	0.00
<b>FUND BALANCES:</b>				
<u>356,584,192.71</u>	<b>FUND BALANCES</b>	<u>92,165,414.43</u>	<u>11,181,068.93</u>	<u>331,430.71</u>
<u>\$359,147,954.05</u>	<b>TOTAL LIABILITIES AND FUND BALANCES</b>	<u>\$92,923,430.54</u>	<u>\$11,181,068.93</u>	<u>\$331,430.71</u>

<u>2006 BOND ELECTION</u>	<u>2006 BOND ELECTION TRANSPORTATION</u>	<u>2021 BOND ELECTION TRANSPORTATION</u>
\$3,801,333.99	\$25,809,158.01	\$225,101,531.87
0.00	0.00	0.00
0.00	0.00	0.00
<u>\$3,801,333.99</u>	<u>\$25,809,158.01</u>	<u>\$225,101,531.87</u>

\$1,711,418.00	\$94,327.23	\$0.00
0.00	0.00	0.00
1,711,418.00	94,327.23	0.00

<u>2,089,915.99</u>	<u>25,714,830.78</u>	<u>225,101,531.87</u>
<u>\$3,801,333.99</u>	<u>\$25,809,158.01</u>	<u>\$225,101,531.87</u>

**TARRANT COUNTY, TEXAS**  
**COMBINING STATEMENT OF REVENUES AND EXPENDITURES**  
**AND CHANGES IN FUND BALANCE**  
**CAPITAL PROJECTS FUNDS**  
**FOR THE NINE (9) MONTHS ENDED 6/30/2022**

<u>COMBINED TOTAL</u>		<u>NON-DEBT CAPITAL</u>	<u>CAPITAL REPLACEMENT FUND</u>	<u>COURT FACILITY FUND</u>
	<b>REVENUES:</b>			
\$330,935.82	FEES OF OFFICE	\$0.00	\$0.00	\$330,935.82
434,467.34	INVESTMENT INCOME	229,601.35	20,731.17	494.89
<u>944,421.00</u>	MISCELLANEOUS	<u>944,421.00</u>	<u>0.00</u>	<u>0.00</u>
1,709,824.16	TOTAL REVENUES	1,174,022.35	20,731.17	331,430.71
	<b>EXPENDITURES:</b>			
<u>31,259,515.93</u>	CAPITAL/CONSTRUCTION	<u>20,998,361.93</u>	<u>89,662.24</u>	<u>0.00</u>
<u>31,259,515.93</u>	TOTAL EXPENDITURES	<u>20,998,361.93</u>	<u>89,662.24</u>	<u>0.00</u>
(29,549,691.77)	EXCESS (DEFICIT) OF REVENUES OVER EXPENDITURES	(19,824,339.58)	(68,931.07)	331,430.71
	<b>OTHER FINANCING SOURCES (USES):</b>			
45,494,538.75	OPERATING TRANSFERS IN	34,244,538.75	11,250,000.00	0.00
214,905,000.00	BOND PROCEEDS	0.00	0.00	0.00
<u>11,791,338.90</u>	PREMIUM ON NEW DEBT	<u>0.00</u>	<u>0.00</u>	<u>0.00</u>
242,641,185.88	EXCESS (DEFICIT) OF REVENUES AND OPERATING TRANSFERS OVER EXPENDITURES	14,420,199.17	11,181,068.93	331,430.71
	<b>FUND BALANCE (DEFICIT):</b>			
<u>113,943,006.83</u>	BEGINNING OF PERIOD	<u>77,745,215.26</u>	<u>0.00</u>	<u>0.00</u>
<u>\$356,584,192.71</u>	END OF PERIOD	<u>\$92,165,414.43</u>	<u>\$11,181,068.93</u>	<u>\$331,430.71</u>

<u>2006 BOND ELECTION</u>	<u>2006 BOND ELECTION TRANSPORTATION</u>	<u>2021 BOND ELECTION TRANSPORTATION</u>
\$0.00	\$0.00	\$0.00
14,869.76	67,238.30	101,531.87
<u>0.00</u>	<u>0.00</u>	<u>0.00</u>
14,869.76	67,238.30	101,531.87
<u>7,080,470.37</u>	<u>1,394,682.49</u>	<u>1,696,338.90</u>
<u>7,080,470.37</u>	<u>1,394,682.49</u>	<u>1,696,338.90</u>
(7,065,600.61)	(1,327,444.19)	(1,594,807.03)
0.00	0.00	0.00
0.00	0.00	214,905,000.00
<u>0.00</u>	<u>0.00</u>	<u>11,791,338.90</u>
(7,065,600.61)	(1,327,444.19)	225,101,531.87
<u>9,155,516.60</u>	<u>27,042,274.97</u>	<u>0.00</u>
<u>\$2,089,915.99</u>	<u>\$25,714,830.78</u>	<u>\$225,101,531.87</u>



**TARRANT COUNTY, TEXAS  
OTHER GOVERNMENTAL FUNDS  
FUND DESCRIPTION**

**FUND 24100 - LAW LIBRARY FUND**

This fund was established, pursuant to State statutes, to account for the collection and expenditure of monies collected in civil cases supporting the Tarrant County Law Library.

**FUND 25100 - VEHICLE INVENTORY TAX FUND**

This fund was established, pursuant to State statutes, to account for any interest earnings generated from the vehicle inventory tax, which the collector shall retain to defray the cost of collecting this tax. The Tax Assessor has discretion over the use of this fund.

**RECORDS PRESERVATION AND TECHNOLOGY FUNDS**

These funds were established, pursuant to State statutes, to account for the collection and expenditure of monies collected for the preservation and automation of County records. These funds are further described on page 27.

**FUND 24200 - EDUCATION FUND**

This fund was established, pursuant to State statutes, to account for the collection and expenditure of monies collected to provide for the continuing education of those officials and employees associated with the probate courts and certain law enforcement offices.

**FUND T0400 - PUBLIC HEALTH FUND**

The Tarrant County Hospital District provides funding for the operation of the Tarrant County Health Department in an effort to aggregate the cost of health service to Tarrant County residents. This funding arrangement began in 1999. These costs were previously paid from the County's General fund. This fund also includes the Medicaid 1115 Waiver, this waiver is to enhance access to health care, increase the quality of care, improve the cost-effectiveness of care provided and better serve the health of the patients and their families.

**FUND 22300 - CONSUMER HEALTH FUND**

This fund was established, pursuant to State statutes, to account for the collection of food permit fees and expenditures incurred in connection with issuing permits and conducting inspections.

**COURT DESIGNATED FUNDS**

These funds were established to account for the collection and expenditures of court ordered fees, pursuant to State statutes. These funds are further described on page 33.

**FUNDS (D6200, D8700-D8900) - DISTRICT ATTORNEY CONTRACTS**

These funds are used to account for monies collected by the District Attorney which are used in the investigation of criminal activities. These monies consist primarily of fees for bad checks and forfeited monies resulting from narcotics related convictions.

**FUNDS (S4300-S9700) – SHERIFF CONTRACTS**

These funds are used to account for monies collected by activities in the Sheriff Department. These activities include fees from operation of the jail commissary which are used for the benefit of the jail inmates. Some of these funds are the custody of the Sheriff. Monies are also collected from forfeitures resulting from narcotics related activities.

**FUNDS (G1100,T0500-T9900) – MISCELLANEOUS CONTRACTS**

These funds are used to account for monies received by Tarrant County as contributions for specified purposes.



**TARRANT COUNTY, TEXAS**  
**COMBINING BALANCE SHEET**  
**OTHER GOVERNMENTAL FUNDS**  
**AS OF 6/30/2022**

<u>COMBINED TOTAL</u>		<u>LAW LIBRARY</u>	<u>VEHICLE INVENTORY TAX</u>	<u>RECORDS PRESERVATION &amp; TECHNOLOGY FUNDS</u>	<u>EDUCATION</u>
<b>ASSETS</b>					
\$110,998,766.16	CASH AND INVESTMENTS	\$1,250,722.90	\$2,218,806.90	\$25,838,899.02	\$318,541.93
3,394,976.06	OTHER RECEIVABLES	0.00	0.00	0.00	0.00
255,108.96	PREPAID EXPENSES AND INVENTORY	208.90	0.00	5,914.29	0.00
<u>\$114,648,851.18</u>	<b>TOTAL ASSETS</b>	<u>\$1,250,931.80</u>	<u>\$2,218,806.90</u>	<u>\$25,844,813.31</u>	<u>\$318,541.93</u>
<b>LIABILITIES AND FUND BALANCES</b>					
<b>LIABILITIES:</b>					
\$706,628.70	ACCOUNTS PAYABLE	\$25,909.25	\$0.00	\$16,811.92	\$3,137.20
1,226,459.23	OTHER LIABILITIES	21,565.03	4,042.05	119,661.67	0.00
1,196,826.67	DUE TO OTHER FUNDS	0.00	0.00	0.00	0.00
0.00	UNEARNED REVENUE	0.00	0.00	0.00	0.00
<u>3,129,914.60</u>	<b>TOTAL LIABILITIES</b>	<u>47,474.28</u>	<u>4,042.05</u>	<u>136,473.59</u>	<u>3,137.20</u>
<b>FUND BALANCES:</b>					
<u>111,518,936.58</u>	<b>FUND BALANCES</b>	<u>1,203,457.52</u>	<u>2,214,764.85</u>	<u>25,708,339.72</u>	<u>315,404.73</u>
<u>\$114,648,851.18</u>	<b>TOTAL LIABILITIES AND FUND BALANCES</b>	<u>\$1,250,931.80</u>	<u>\$2,218,806.90</u>	<u>\$25,844,813.31</u>	<u>\$318,541.93</u>

<u>PUBLIC HEALTH</u>	<u>CONSUMER HEALTH</u>	<u>COURT DESIGNATED FUNDS</u>	<u>DISTRICT ATTORNEY CONTRACTS</u>	<u>SHERIFF CONTRACTS</u>	<u>MISCELLANEOUS CONTRACTS</u>
\$49,157,774.07	\$429,120.86	\$3,478,592.74	\$1,778,449.77	\$5,410,340.79	\$21,117,517.18
3,249,683.00	0.00	0.00	0.00	0.00	145,293.06
17,762.24	0.00	0.00	0.00	231,223.53	0.00
<u>\$52,425,219.31</u>	<u>\$429,120.86</u>	<u>\$3,478,592.74</u>	<u>\$1,778,449.77</u>	<u>\$5,641,564.32</u>	<u>\$21,262,810.24</u>
\$169,873.42	\$1,377.36	\$2,828.43	\$32,789.21	\$64,559.75	\$389,342.16
636,913.90	50,663.12	34,186.25	0.00	81,170.42	278,256.79
0.00	0.00	0.00	0.00	0.00	1,196,826.67
0.00	0.00	0.00	0.00	0.00	0.00
806,787.32	52,040.48	37,014.68	32,789.21	145,730.17	1,864,425.62
<u>51,618,431.99</u>	<u>377,080.38</u>	<u>3,441,578.06</u>	<u>1,745,660.56</u>	<u>5,495,834.15</u>	<u>19,398,384.62</u>
<u>\$52,425,219.31</u>	<u>\$429,120.86</u>	<u>\$3,478,592.74</u>	<u>\$1,778,449.77</u>	<u>\$5,641,564.32</u>	<u>\$21,262,810.24</u>

**TARRANT COUNTY, TEXAS**  
**COMBINING STATEMENT OF REVENUES AND EXPENDITURES**  
**AND CHANGES IN FUND BALANCE**  
**OTHER GOVERNMENTAL FUNDS**  
**FOR THE NINE (9) MONTHS ENDED 6/30/2022**

<u>COMBINED TOTAL</u>		<u>LAW LIBRARY</u>	<u>VEHICLE INVENTORY TAX</u>	<u>RECORDS PRESERVATION &amp; TECHNOLOGY FUNDS</u>	<u>EDUCATION</u>
	<b>REVENUES:</b>				
\$468,120.57	TAXES & LICENSES	\$0.00	\$461,120.57	\$0.00	\$0.00
17,441,581.23	FEEES OF OFFICE	953,441.02	34,594.71	4,688,810.24	22,775.32
12,678,010.05	INTERGOVERNMENTAL	0.00	0.00	0.00	67,652.02
278,150.93	INVESTMENT INCOME	3,004.86	5,009.73	64,131.98	0.00
<u>4,505,932.73</u>	MISCELLANEOUS	<u>23,062.90</u>	<u>25.00</u>	<u>12,614.82</u>	<u>0.00</u>
35,371,795.51	TOTAL REVENUES	979,508.78	500,750.01	4,765,557.04	90,427.34
	<b>EXPENDITURES:</b>				
	<b>CURRENT:</b>				
5,673,645.26	GENERAL GOVERNMENT	0.00	63,639.80	2,362,946.01	0.00
6,011,067.70	PUBLIC SAFETY	0.00	0.00	0.00	81,568.69
2,125,399.20	JUDICIAL	114,968.78	0.00	571,376.68	13,484.76
21,594,787.46	COMMUNITY SERVICES	784,140.80	0.00	0.00	0.00
<u>316,205.05</u>	CAPITAL/CONSTRUCTION	<u>1,563.17</u>	<u>3,762.00</u>	<u>41,924.52</u>	<u>0.00</u>
35,721,104.67	TOTAL EXPENDITURES	900,672.75	67,401.80	2,976,247.21	95,053.45
(349,309.16)	EXCESS (DEFICIT) OF REVENUES OVER EXPENDITURES	78,836.03	433,348.21	1,789,309.83	(4,626.11)
	<b>OTHER FINANCING SOURCES (USES):</b>				
2,198,301.41	OPERATING TRANSFERS IN	0.00	0.00	0.00	0.00
<u>(762,223.27)</u>	OPERATING TRANSFERS OUT	<u>0.00</u>	<u>0.00</u>	<u>0.00</u>	<u>0.00</u>
1,086,768.98	EXCESS (DEFICIT ) OF REVENUES AND OPERATING TRANSFERS OVER EXPENDITURES	78,836.03	433,348.21	1,789,309.83	(4,626.11)
	<b>FUND BALANCES:</b>				
110,432,167.60	BEGINNING OF PERIOD	1,124,621.49	1,781,416.64	23,919,029.89	320,030.84
<u>\$111,518,936.58</u>	END OF PERIOD	<u>\$1,203,457.52</u>	<u>\$2,214,764.85</u>	<u>\$25,708,339.72</u>	<u>\$315,404.73</u>

<u>PUBLIC HEALTH</u>	<u>CONSUMER HEALTH</u>	<u>COURT DESIGNATED FUNDS</u>	<u>DISTRICT ATTORNEY CONTRACTS</u>	<u>SHERIFF CONTRACTS</u>	<u>MISCELLANEOUS CONTRACTS</u>
\$0.00	\$0.00	\$0.00	\$0.00	\$0.00	\$7,000.00
1,020,740.91	763,104.50	1,843,980.74	947.00	0.00	8,113,186.79
11,031,584.96	0.00	137,463.78	0.00	0.00	1,441,309.29
126,699.20	1,027.64	8,428.58	4,282.80	13,431.89	52,134.25
3,276.01	0.00	114.11	514,455.22	2,634,438.45	1,317,946.22
<u>12,182,301.08</u>	<u>764,132.14</u>	<u>1,989,987.21</u>	<u>519,685.02</u>	<u>2,647,870.34</u>	<u>10,931,576.55</u>
83,905.22	0.00	369,246.14	0.00	0.00	2,793,908.09
0.00	0.00	0.00	0.00	2,698,235.54	3,231,263.47
0.00	0.00	440,930.45	308,940.35	0.00	675,698.18
12,711,770.17	764,281.46	0.00	0.00	0.00	7,334,595.03
61,070.21	0.00	44,727.78	32,579.73	38,360.37	92,217.27
<u>12,856,745.60</u>	<u>764,281.46</u>	<u>854,904.37</u>	<u>341,520.08</u>	<u>2,736,595.91</u>	<u>14,127,682.04</u>
(674,444.52)	(149.32)	1,135,082.84	178,164.94	(88,725.57)	(3,196,105.49)
0.00	0.00	0.00	0.00	0.00	2,198,301.41
0.00	0.00	(762,223.27)	0.00	0.00	0.00
(674,444.52)	(149.32)	372,859.57	178,164.94	(88,725.57)	(997,804.08)
<u>52,292,876.51</u>	<u>377,229.70</u>	<u>3,068,718.49</u>	<u>1,567,495.62</u>	<u>5,584,559.72</u>	<u>20,396,188.70</u>
<u>\$51,618,431.99</u>	<u>\$377,080.38</u>	<u>\$3,441,578.06</u>	<u>\$1,745,660.56</u>	<u>\$5,495,834.15</u>	<u>\$19,398,384.62</u>



**TARRANT COUNTY, TEXAS  
RECORDS PRESERVATION FUNDS  
FUND DESCRIPTION**

**FUND 21100 - RECORDS PRESERVATION & AUTOMATION FUND - FILINGS**

This fund was established, pursuant to State statutes, to account for the collection and expenditure of monies collected from filing fees to allow for the preservation and automation of County records. The County Clerk has discretion over the use of this fund.

**FUND 21200 - RECORDS PRESERVATION & AUTOMATION FUND - CONVICTIONS**

This fund was established, pursuant to State statutes, to account for the collection and expenditure of monies collected in court for the preservation and automation of County records.

**FUND 21300 - RECORDS PRESERVATION & RESTORATION FUND**

This fund was established, pursuant to State statutes, to account for the collection and expenditure of monies collected from filing fees for the preservation and restoration of County records.

**FUND 21400 - COURT RECORD PRESERVATION FUND**

This fund was established, pursuant to State statutes, to account for the collection and expenditure of monies collected from filing fees for the preservation and restoration of County records.

**FUND 21500 – DISTRICT COURT RECORDS TECHNOLOGY (ARCHIVE) FUND**

This fund was established, pursuant to State statutes, to account for the collection and expenditure of monies collected from filing fees for the preservation and restoration of district court records archives.

**FUND 21600 – DISTRICT CLERK RECORDS MANAGEMENT AND PRESERVATION FUND**

This fund was established, pursuant to State statutes, to account for the collection and expenditure of monies collected from filing fees for the records management and preservation services by the court clerk.

**TARRANT COUNTY, TEXAS  
COMBINING BALANCE SHEET  
RECORD PRESERVATION  
AS OF 6/30/2022**

<u>COMBINED TOTAL</u>		<u>RECORDS PRESERVATION &amp; AUTOMATION -FILINGS</u>	<u>RECORDS PRESERVATION &amp; AUTOMATION -CONVICTIONS</u>	<u>RECORDS PRESERVATION &amp; RESTORATION</u>
<b>ASSETS</b>				
\$25,838,899.02	CASH AND INVESTMENTS	\$10,244,329.93	\$181,257.82	\$13,559,826.40
<u>5,914.29</u>	PREPAID EXPENSES AND INVENTORY	<u>0.00</u>	<u>0.00</u>	<u>5,914.29</u>
<u>\$25,844,813.31</u>	TOTAL ASSETS	<u>\$10,244,329.93</u>	<u>\$181,257.82</u>	<u>\$13,565,740.69</u>
<b>LIABILITIES AND FUND BALANCES</b>				
<b>LIABILITIES:</b>				
\$16,811.92	ACCOUNTS PAYABLE	\$15,189.96	\$1,621.96	\$0.00
119,661.67	OTHER LIABILITIES	46,165.27	20,732.87	22,609.34
<u>0.00</u>	DUE TO OTHER FUNDS	<u>0.00</u>	<u>0.00</u>	<u>0.00</u>
136,473.59	TOTAL LIABILITIES	61,355.23	22,354.83	22,609.34
<b>FUND BALANCES:</b>				
<u>25,708,339.72</u>	FUND BALANCES	<u>10,182,974.70</u>	<u>158,902.99</u>	<u>13,543,131.35</u>
<u>\$25,844,813.31</u>	TOTAL LIABILITIES AND FUND BALANCES	<u>\$10,244,329.93</u>	<u>\$181,257.82</u>	<u>\$13,565,740.69</u>


<u>COURT RECORD PRESERVATION</u>	<u>DISTRICT COURT RECORDS TECHNOLOGY (ARCHIVE)</u>	<u>DISTRICT CLERK RECORDS MANAGEMENT &amp; PRESERVATION</u>
\$1,144,094.32	\$87,339.35	\$622,051.20
<u>0.00</u>	<u>0.00</u>	<u>0.00</u>
<u>\$1,144,094.32</u>	<u>\$87,339.35</u>	<u>\$622,051.20</u>
\$0.00	\$0.00	\$0.00
16,272.40	0.00	13,881.79
<u>0.00</u>	<u>0.00</u>	<u>0.00</u>
16,272.40	0.00	13,881.79
<u>1,127,821.92</u>	<u>87,339.35</u>	<u>608,169.41</u>
<u>\$1,144,094.32</u>	<u>\$87,339.35</u>	<u>\$622,051.20</u>



**TARRANT COUNTY, TEXAS**  
**COMBINING STATEMENT OF REVENUES AND EXPENDITURES**  
**AND CHANGES IN FUND BALANCE**  
**RECORDS PRESERVATION**  
**FOR THE NINE (9) MONTHS ENDED 6/30/2022**

<u>COMBINED TOTAL</u>		<u>RECORDS PRESERVATION &amp; AUTOMATION -FILINGS</u>	<u>RECORDS PRESERVATION &amp; AUTOMATION -CONVICTIONS</u>	<u>RECORDS PRESERVATION RESTORATION</u>
	<b>REVENUES:</b>			
\$4,688,810.24	FEES OF OFFICE	\$2,259,853.69	\$91,022.36	\$1,672,310.00
64,131.98	INVESTMENT INCOME	25,291.25	654.08	33,579.82
<u>12,614.82</u>	MISCELLANEOUS	<u>10,441.90</u>	<u>1,915.55</u>	<u>44.87</u>
4,765,557.04	TOTAL REVENUES	2,295,586.84	93,591.99	1,705,934.69
	<b>EXPENDITURES:</b>			
	<b>CURRENT:</b>			
2,362,946.01	GENERAL GOVERNMENT	1,574,485.00	327,262.69	461,198.32
571,376.68	JUDICIAL	1,124.97	0.00	0.00
<u>41,924.52</u>	CAPITAL/CONSTRUCTION	<u>41,924.52</u>	<u>0.00</u>	<u>0.00</u>
2,976,247.21	TOTAL EXPENDITURES	1,617,534.49	327,262.69	461,198.32
1,789,309.83	EXCESS (DEFICIT) OF REVENUES OVER EXPENDITURES	678,052.35	(233,670.70)	1,244,736.37
	<b>FUND BALANCES:</b>			
<u>23,919,029.89</u>	BEGINNING OF PERIOD	<u>9,504,922.35</u>	<u>392,573.69</u>	<u>12,298,394.98</u>
<u>\$25,708,339.72</u>	END OF PERIOD	<u>\$10,182,974.70</u>	<u>\$158,902.99</u>	<u>\$13,543,131.35</u>

<u>COURT RECORD PRESERVATION</u>	<u>DISTRICT COURT RECORDS TECHNOLOGY (ARCHIVE)</u>	<u>DISTRICT CLERK RECORDS MANAGEMENT &amp; PRESERVATION</u>
\$129,585.01	\$89,992.64	\$446,046.54
3,039.58	134.31	1,432.94
198.88	13.62	0.00
<u>132,823.47</u>	<u>90,140.57</u>	<u>447,479.48</u>
0.00	0.00	0.00
270,940.57	102,582.84	196,728.30
0.00	0.00	0.00
<u>270,940.57</u>	<u>102,582.84</u>	<u>196,728.30</u>
(138,117.10)	(12,442.27)	250,751.18
<u>1,265,939.02</u>	<u>99,781.62</u>	<u>357,418.23</u>
<u>\$1,127,821.92</u>	<u>\$87,339.35</u>	<u>\$608,169.41</u>



**TARRANT COUNTY, TEXAS  
COURT DESIGNATED FUNDS  
FUND DESCRIPTION**

**FUND 22100 - COURTHOUSE SECURITY FUND**

This fund was established, pursuant to State statutes, to account for the collection of Courthouse security fees assessed in court cases. Revenue is subsequently transferred to the general fund where expenditures for Courthouse security are recorded.

**FUND 22400 – JUVENILE DELINQUENCY PREVENTION FUND**

This fund was established, pursuant to State statutes, to account for the collection of a fee related to graffiti court cases. The revenues in this fund are to be used to repair damages, provide educational and intervention programs, and provide rewards to the public for aiding in the apprehension and prosecution of offenders who commit graffiti offenses.

**FUND 22500 - ALTERNATIVE DISPUTE RESOLUTION SYSTEM (ADRS)**

This fund was established, pursuant to State statutes, to account for an alternative dispute resolution system for the peaceable and expeditious resolution of citizen disputes.

**FUND 22600 – PROBATE CONTRIBUTIONS FUND**

This fund was established, pursuant to State statutes, to account for the collection of a fee under Section 51.704. The revenues in this fund are to be used for court-related purposes for the support of the statutory probate courts.

**FUND 24300 - APPELLATE JUDICIAL SYSTEM FUND**

This fund was established, pursuant to State statutes, to account for the collection and expenditure of monies collected in civil cases to provide for a portion of the operational costs of the Court of Appeals.

**FUND 22700 – JUSTICE COURT TECHNOLOGY FUND**

This fund was established, pursuant to State statutes, to account for the collection and expenditure of monies to provide for technology in the justice of the peace courts.

**FUND 22800 – JUSTICE COURT BUILDING SECURITY FUND**

This fund was established, pursuant to State statutes, to account for the collection and expenditure of monies to provide for security in the justice court buildings.

**FUND 22900 – CHILD ABUSE PREVENTION FUND**

This fund was established, pursuant to State statutes, to account for the collection and expenditure of monies to provide for child abuse prevention programs.

**FUND 23000 – FAMILY PROTECTION FUND**

This fund was established, pursuant to State statutes, to account for the collection and expenditure of monies to provide for family protection services.

**FUND 23100 – GUARDIANSHIP FUND**

This fund was established, pursuant to State statutes, to account for the collection and expenditure of monies to provide compensation of a guardian ad litem, an attorney ad litem, and/or fund local guardianship programs for indigent incapacitated persons.

**FUND 23200 – DRUG AND ALCOHOL COURT FUND**

This fund was established, pursuant to State statutes, to account for the collection and expenditure of monies to provide for drug and alcohol court program.

**FUND 23300 – COUNTY AND DISTRICT COURT TECHNOLOGY FUND**

This fund was established, pursuant to State statutes, to account for the collection and expenditure of monies to provide for county and district court technology.

**TARRANT COUNTY, TEXAS  
COURT DESIGNATED FUNDS  
FUND DESCRIPTION**

**FUND 23400 – SPECIALTY COURT FUND**

This fund was established, pursuant to State statutes, to account for the collection and expenditure of monies to provide for eligible specialty court programs.

**FUND 23500 – TRUANCY PREVENTION AND DIVERSION FUND**

This fund was established, pursuant to State statutes, to account for the collection and expenditure of monies to provide for a juvenile case manager and implement programs to prevent or reduce juvenile referrals to the court.

**FUND 23600 – LANGUAGE ACCESS FUND**

This fund was established, pursuant to State statutes, to account for the collection and expenditure of monies to provide language access services for individuals appearing before the court or receiving court services.



**TARRANT COUNTY, TEXAS  
COMBINING BALANCE SHEET  
COURT DESIGNATED FUNDS  
AS OF 6/30/2022**

<u>COMBINED TOTAL</u>		<u>COURTHOUSE SECURITY</u>	<u>JUVENILE DELINQUENCY PREVENTION</u>	<u>ADRS</u>	<u>PROBATE CONTRIBUTION FUND</u>	<u>APPELLATE JUDICIAL SYSTEM</u>	<u>JUSTICE COURT TECHNOLOGY FUND</u>
<b>ASSETS</b>							
\$3,478,592.74	CASH AND INVESTMENTS	\$0.00	\$2,868.07	\$1,476,467.05	\$809,243.70	\$36,632.30	\$201,762.23
0.00	OTHER RECEIVABLES	0.00	0.00	0.00	0.00	0.00	0.00
<u>\$3,478,592.74</u>	<b>TOTAL ASSETS</b>	<u>\$0.00</u>	<u>\$2,868.07</u>	<u>\$1,476,467.05</u>	<u>\$809,243.70</u>	<u>\$36,632.30</u>	<u>\$201,762.23</u>
<b>LIABILITIES AND FUND BALANCES</b>							
<b>LIABILITIES:</b>							
\$2,828.43	ACCOUNTS PAYABLE	\$0.00	\$0.00	\$350.00	\$0.00	\$2,478.43	\$0.00
34,186.25	OTHER LIABILITIES	0.00	0.00	17,810.88	5,167.17	4,310.72	0.00
37,014.68	<b>TOTAL LIABILITIES</b>	0.00	0.00	18,160.88	5,167.17	6,789.15	0.00
<b>FUND BALANCES:</b>							
3,441,578.06	FUND BALANCES	0.00	2,868.07	1,458,306.17	804,076.53	29,843.15	201,762.23
<u>\$3,478,592.74</u>	<b>TOTAL LIABILITIES AND FUND BALANCES</b>	<u>\$0.00</u>	<u>\$2,868.07</u>	<u>\$1,476,467.05</u>	<u>\$809,243.70</u>	<u>\$36,632.30</u>	<u>\$201,762.23</u>


JUSTICE COURT BLDG SECURITY FUND	CHILD ABUSE PREVENTION FUND	FAMILY PROTECTION FUND	GUARDIANSHIP FUND	DRUG & ALCOHOL COURT	COUNTY AND DISTRICT COURT TECHNOLOGY FUND	SPECIALTY COURT FUND	TRUANCY PREVENTION & DIVERSION FUND	LANGUAGE ACCESS FUND
\$0.00 0.00	\$102,777.82 0.00	\$31,405.45 0.00	\$90,964.19 0.00	\$207,061.99 0.00	\$196,910.84 0.00	\$122,116.01 0.00	\$71,985.66 0.00	\$128,397.43 0.00
<u>\$0.00</u>	<u>\$102,777.82</u>	<u>\$31,405.45</u>	<u>\$90,964.19</u>	<u>\$207,061.99</u>	<u>\$196,910.84</u>	<u>\$122,116.01</u>	<u>\$71,985.66</u>	<u>\$128,397.43</u>
\$0.00 0.00	\$0.00 0.00	\$0.00 0.00	\$0.00 0.00	\$0.00 0.00	\$0.00 0.00	\$0.00 6,897.48	\$0.00 0.00	\$0.00 0.00
0.00	0.00	0.00	0.00	0.00	0.00	6,897.48	0.00	0.00
0.00	102,777.82	31,405.45	90,964.19	207,061.99	196,910.84	115,218.53	71,985.66	128,397.43
<u>\$0.00</u>	<u>\$102,777.82</u>	<u>\$31,405.45</u>	<u>\$90,964.19</u>	<u>\$207,061.99</u>	<u>\$196,910.84</u>	<u>\$122,116.01</u>	<u>\$71,985.66</u>	<u>\$128,397.43</u>



**TARRANT COUNTY, TEXAS**  
**COMBINING STATEMENT OF REVENUES AND EXPENDITURES**  
**AND CHANGES IN FUND BALANCE**  
**COURT DESIGNATED FUNDS**  
**FOR THE NINE (9) MONTHS ENDED 6/30/2022**

<u>COMBINED TOTAL</u>		<u>COURTHOUSE SECURITY</u>	<u>JUVENILE DELINQUENCY PREVENTION</u>	<u>ADRS</u>	<u>PROBATE CONTRIBUTION FUND</u>	<u>APPELLATE JUDICIAL SYSTEM</u>	<u>JUSTICE COURT TECHNOLOGY FUND</u>
	<b>REVENUES:</b>						
\$1,843,980.74	FEES OF OFFICE	\$755,023.85	\$1.00	\$503,337.96	\$0.00	\$122,116.73	\$23,912.70
137,463.78	INTERGOVERNMENTAL	0.00	0.00	0.00	137,463.78	0.00	0.00
8,428.58	INVESTMENT INCOME	0.00	7.27	3,513.90	1,998.41	82.45	521.61
114.11	MISCELLANEOUS	0.00	0.00	0.00	0.00	0.00	114.11
<u>1,989,987.21</u>	<b>TOTAL REVENUES</b>	<u>755,023.85</u>	<u>8.27</u>	<u>506,851.86</u>	<u>139,462.19</u>	<u>122,199.18</u>	<u>24,548.42</u>
	<b>EXPENDITURES:</b>						
	<b>CURRENT:</b>						
369,246.14	GENERAL GOVERNMENT	0.00	0.00	259,246.14	0.00	0.00	0.00
440,930.45	JUDICIAL	0.00	0.00	0.00	105,020.92	117,356.18	0.00
44,727.78	CAPITAL/CONSTRUCTION	0.00	0.00	19,500.00	0.00	0.00	25,227.78
<u>854,904.37</u>	<b>TOTAL EXPENDITURES</b>	<u>0.00</u>	<u>0.00</u>	<u>278,746.14</u>	<u>105,020.92</u>	<u>117,356.18</u>	<u>25,227.78</u>
1,135,082.84	EXCESS (DEFICIT) OF REVENUES OVER EXPENDITURES	755,023.85	8.27	228,105.72	34,441.27	4,843.00	(679.36)
	<b>OTHER FINANCING SOURCES (USES):</b>						
(762,223.27)	OPERATING TRANSFERS OUT	(755,023.85)	0.00	0.00	0.00	0.00	0.00
372,859.57	EXCESS (DEFICIT ) OF REVENUES AND OPERATING TRANSFERS OVER EXPENDITURES	0.00	8.27	228,105.72	34,441.27	4,843.00	(679.36)
	<b>FUND BALANCES:</b>						
3,068,718.49	BEGINNING OF PERIOD	0.00	2,859.80	1,230,200.45	769,635.26	25,000.15	202,441.59
<u>\$3,441,578.06</u>	END OF PERIOD	<u>\$0.00</u>	<u>\$2,868.07</u>	<u>\$1,458,306.17</u>	<u>\$804,076.53</u>	<u>\$29,843.15</u>	<u>\$201,762.23</u>

JUSTICE COURT BLDG SECURITY FUND	CHILD ABUSE PREVENTION FUND	FAMILY PROTECTION FUND	GUARDIANSHIP FUND	DRUG & ALCOHOL COURT	COUNTY AND DISTRICT COURT TECHNOLOGY FUND	SPECIALTY COURT FUND	TRUANCY PREVENTION & DIVERSION FUND	LANGUAGE ACCESS FUND
\$7,199.42	\$7,989.04	\$26,310.00	\$93,939.94	\$10,631.09	\$24,928.24	\$113,192.64	\$27,194.59	\$128,203.54
0.00	0.00	0.00	0.00	0.00	0.00	0.00	0.00	0.00
0.00	258.57	102.02	213.53	587.08	483.26	302.62	163.97	193.89
0.00	0.00	0.00	0.00	0.00	0.00	0.00	0.00	0.00
7,199.42	8,247.61	26,412.02	94,153.47	11,218.17	25,411.50	113,495.26	27,358.56	128,397.43
0.00	0.00	0.00	110,000.00	0.00	0.00	0.00	0.00	0.00
0.00	5,000.00	40,470.00	0.00	64,949.11	0.00	108,134.24	0.00	0.00
0.00	0.00	0.00	0.00	0.00	0.00	0.00	0.00	0.00
0.00	5,000.00	40,470.00	110,000.00	64,949.11	0.00	108,134.24	0.00	0.00
7,199.42	3,247.61	(14,057.98)	(15,846.53)	(53,730.94)	25,411.50	5,361.02	27,358.56	128,397.43
(7,199.42)	0.00	0.00	0.00	0.00	0.00	0.00	0.00	0.00
0.00	3,247.61	(14,057.98)	(15,846.53)	(53,730.94)	25,411.50	5,361.02	27,358.56	128,397.43
0.00	99,530.21	45,463.43	106,810.72	260,792.93	171,499.34	109,857.51	44,627.10	0.00
\$0.00	\$102,777.82	\$31,405.45	\$90,964.19	\$207,061.99	\$196,910.84	\$115,218.53	\$71,985.66	\$128,397.43



**TARRANT COUNTY, TEXAS  
ENTERPRISE FUNDS  
FUND DESCRIPTIONS**

FUND 51100 – RESOURCE CONNECTION

This fund was established to account for activities of the Resource Connection.

FUND 51200 – OIL & GAS ROYALTY FUND

This fund was established to account for proceeds from the lease of County mineral rights on the Resource Connection campus.

**TARRANT COUNTY, TEXAS**  
**STATEMENT OF NET POSITION**  
**ENTERPRISE FUNDS**  
**AS OF 6/30/2022**

<u>COMBINED TOTAL</u>		<u>RESOURCE CONNECTION</u>	<u>OIL &amp; GAS ROYALTY</u>
<b>ASSETS</b>			
\$4,506,707.51	CASH AND INVESTMENTS	\$2,891,170.58	\$1,615,536.93
6,158.89	OTHER RECEIVABLES (NET)	6,158.89	0.00
6,408.68	PREPAID EXPENSES & INVENTORY	6,408.68	0.00
<u>3,727,458.34</u>	FIXED ASSETS (NET)	<u>3,205,843.91</u>	<u>521,614.43</u>
<u>8,246,733.42</u>	TOTAL ASSETS	<u>6,109,582.06</u>	<u>2,137,151.36</u>
<b>DEFERRED OUTFLOWS OF RESOURCES</b>			
106,410.00	PENSION CONTRIBUTIONS AFTER MEASUREMENT DATE	106,410.00	0.00
7,452.00	DIFFERENCE IN EXPECTED & ACTUAL PENSION EXPERIENCE	7,452.00	0.00
234,544.00	CHANGES IN PENSION ASSUMPTIONS	234,544.00	0.00
95,376.00	CHANGES IN OPEB ASSUMPTIONS	95,376.00	0.00
<u>22,411.00</u>	OPEB CONTRIBUTIONS AFTER MEASUREMENT DATE	<u>22,411.00</u>	<u>0.00</u>
<u>466,193.00</u>	TOTAL DEFERRED OUTFLOWS OF RESOURCES	<u>466,193.00</u>	<u>0.00</u>
<b>LIABILITIES</b>			
28,441.84	ACCOUNTS PAYABLE	28,441.84	0.00
49,464.68	OTHER LIABILITIES	49,464.68	0.00
456,576.89	ADVANCE FROM CAPITAL PROJECTS FUND	456,576.89	0.00
112,633.45	UNEARNED REVENUE	112,633.45	0.00
738,961.00	NET PENSION LIABILITY	738,961.00	0.00
667,689.00	OTHER POST EMPLOYMENT BENEFIT LIABILITY	667,689.00	0.00
<u>128,873.09</u>	COMPENSATED ABSENCES	<u>128,873.09</u>	<u>0.00</u>
<u>2,182,639.95</u>	TOTAL LIABILITIES	<u>2,182,639.95</u>	<u>0.00</u>
<b>DEFERRED INFLOWS OF RESOURCES</b>			
19,559.00	DIFFERENCE IN EXPECTED & ACTUAL PENSION EXPERIENCE	19,559.00	0.00
149,002.00	DIFFERENCE IN PROJECTED & ACTUAL PENSION EARNINGS	149,002.00	0.00
9,868.00	CHANGES IN PENSION ASSUMPTIONS	9,868.00	0.00
114,959.00	DIFFERENCE IN EXPECTED & ACTUAL OPEB EXPERIENCE	114,959.00	0.00
<u>77,401.00</u>	CHANGES IN OPEB ASSUMPTIONS	<u>77,401.00</u>	<u>0.00</u>
<u>370,789.00</u>	TOTAL DEFERRED INFLOWS OF RESOURCES	<u>370,789.00</u>	<u>0.00</u>
<b>NET POSITION</b>			
<u>6,159,497.47</u>	NET POSITION	<u>4,022,346.11</u>	<u>2,137,151.36</u>
<u>\$6,159,497.47</u>	TOTAL NET POSITION	<u>\$4,022,346.11</u>	<u>\$2,137,151.36</u>

**TARRANT COUNTY, TEXAS**  
**COMBINING STATEMENT OF REVENUES, EXPENSES**  
**AND CHANGES IN FUND NET POSITION**  
**ENTERPRISE FUNDS**  
**FOR THE NINE (9) MONTHS ENDED 6/30/2022**

COMBINED TOTAL		RESOURCE CONNECTION	OIL & GAS ROYALTY
	<b>OPERATING REVENUES:</b>		
\$2,411,142.89	BUILDING RENTALS	\$2,411,142.89	\$0.00
125,510.43	OTHER REVENUES	2,907.82	122,602.61
2,536,653.32	TOTAL OPERATING REVENUES	2,414,050.71	122,602.61
	<b>OPERATING EXPENSES:</b>		
897,491.34	PERSONNEL	897,491.34	0.00
980,771.62	BUILDING AND EQUIPMENT	980,771.62	0.00
231,412.29	DEPRECIATION AND AMORTIZATION	178,851.53	52,560.76
43,944.60	INSURANCE PREMIUMS	43,944.60	0.00
124,453.71	OTHER EXPENSES	124,453.71	0.00
2,278,073.56	TOTAL OPERATING EXPENSES	2,225,512.80	52,560.76
258,579.76	OPERATING INCOME (LOSS)	188,537.91	70,041.85
	<b>NON-OPERATING REVENUE (EXPENSE):</b>		
11,218.30	INTEREST INCOME	7,236.26	3,982.04
269,798.06	NET INCOME (LOSS) BEFORE TRANSFERS	195,774.17	74,023.89
	<b>OPERATING TRANSFERS:</b>		
0.00	OPERATING TRANSFERS IN	0.00	0.00
0.00	OPERATING TRANSFERS OUT	0.00	0.00
269,798.06	NET INCOME (LOSS)	195,774.17	74,023.89
	<b>NET POSITION:</b>		
5,889,699.41	BEGINNING OF PERIOD	3,826,571.94	2,063,127.47
\$6,159,497.47	END OF PERIOD	\$4,022,346.11	\$2,137,151.36



**TARRANT COUNTY, TEXAS  
INTERNAL SERVICE FUNDS  
FUND DESCRIPTIONS**

**FUND 61500 - SELF INSURANCE FUND**

This fund was established to account for expenditures of bond proceeds received in fiscal year 1998 for the county self insured general liability claims.

**FUND 61900 - WORKERS COMPENSATION**

This fund was established to account for workers compensation claims. Prior to the establishment of fund 615, this fund was used for general liability and automobile/property damage claims.

**FUND 62100 - COUNTY CLERK PROFESSIONAL LIABILITY FUND**

This fund was established to account for the County Clerk's errors and omissions self insurance.

**FUND 62200 - DISTRICT CLERK PROFESSIONAL LIABILITY FUND**

This fund was established to account for the District Clerk's errors and omissions self insurance.

**FUND 65100 - EMPLOYEE BENEFITS FUND**

This fund was established to account for Tarrant County employee benefits.



**TARRANT COUNTY, TEXAS**  
**STATEMENT OF NET POSITION**  
**INTERNAL SERVICE FUNDS**  
**AS OF 6/30/2022**

<u>COMBINED TOTAL</u>		<u>SELF INSURANCE</u>	<u>WORKERS COMPENSATION</u>	<u>COUNTY CLERK PROFESSIONAL LIABILITY</u>
<b>ASSETS</b>				
\$47,519,132.57	CASH AND INVESTMENTS	\$2,885,275.95	\$6,007,836.15	\$718,254.91
23,364.66	OTHER RECEIVABLES	4,530.26	0.00	0.00
<u>386,000.00</u>	PREPAID EXPENSES AND INVENTORY	<u>0.00</u>	<u>140,000.00</u>	<u>0.00</u>
<u>47,928,497.23</u>	TOTAL ASSETS	<u>2,889,806.21</u>	<u>6,147,836.15</u>	<u>718,254.91</u>
<b>LIABILITIES</b>				
562,889.40	ACCOUNTS PAYABLE	35,933.60	3,069.00	200.00
17,067,777.77	OTHER LIABILITIES	655,489.00	12,396,117.00	0.00
<u>109,026.45</u>	UNEARNED REVENUE	<u>0.00</u>	<u>0.00</u>	<u>0.00</u>
<u>17,739,693.62</u>	TOTAL LIABILITIES	<u>691,422.60</u>	<u>12,399,186.00</u>	<u>200.00</u>
<b>NET POSITION</b>				
<u>30,188,803.61</u>	NET POSITION	<u>2,198,383.61</u>	<u>(6,251,349.85)</u>	<u>718,054.91</u>
<u><u>\$30,188,803.61</u></u>	TOTAL NET POSITION	<u><u>\$2,198,383.61</u></u>	<u><u>(\$6,251,349.85)</u></u>	<u><u>\$718,054.91</u></u>

<u>DISTRICT CLERK PROFESSIONAL LIABILITY</u>	<u>EMPLOYEE BENEFITS</u>
\$559,999.62	\$37,347,765.94
0.00	18,834.40
<u>0.00</u>	<u>246,000.00</u>
<u>559,999.62</u>	<u>37,612,600.34</u>
0.00	523,686.80
0.00	4,016,171.77
<u>0.00</u>	<u>109,026.45</u>
<u>0.00</u>	<u>4,648,885.02</u>
<u>559,999.62</u>	<u>32,963,715.32</u>
<u><u>\$559,999.62</u></u>	<u><u>\$32,963,715.32</u></u>


**TARRANT COUNTY, TEXAS**  
**COMBINING STATEMENT OF REVENUES, EXPENSES**  
**AND CHANGES IN FUND NET POSITION**  
**INTERNAL SERVICE FUNDS**  
**FOR THE NINE (9) MONTHS ENDED 6/30/2022**

<u>COMBINED TOTAL</u>		<u>SELF INSURANCE</u>	<u>WORKERS COMPENSATION</u>	<u>COUNTY CLERK PROFESSIONAL LIABILITY</u>
	<b>OPERATING REVENUES:</b>			
\$17,742,881.31	USER FEES	\$0.00	\$0.00	\$5.00
46,021,720.55	COUNTY CONTRIBUTIONS	0.00	2,179,460.30	0.00
6,685,749.83	OTHER REVENUES	519,766.00	0.00	0.00
70,450,351.69	TOTAL OPERATING REVENUES	519,766.00	2,179,460.30	5.00
	<b>OPERATING EXPENSES:</b>			
90,557.96	BUILDING AND EQUIPMENT	85,727.54	0.00	0.00
60,675,062.84	SELF INSURANCE CLAIMS	111,925.76	2,810,052.58	400.00
4,909,712.11	INSURANCE PREMIUMS	0.00	0.00	0.00
3,143,260.55	ADMINISTRATION	0.00	0.00	0.00
1,067,467.14	OTHER EXPENSES	86,541.66	273,032.75	0.00
69,886,060.60	TOTAL OPERATING EXPENSES	284,194.96	3,083,085.33	400.00
564,291.09	OPERATING INCOME (LOSS)	235,571.04	(903,625.03)	(395.00)
	<b>NON-OPERATING REVENUE (EXPENSE):</b>			
120,388.10	INTEREST INCOME	7,202.56	15,479.37	1,827.10
684,679.19	NET INCOME (LOSS) BEFORE TRANSFERS	242,773.60	(888,145.66)	1,432.10
	<b>OPERATING TRANSFERS:</b>			
8,500,000.00	OPERATING TRANSFERS IN	1,500,000.00	7,000,000.00	0.00
(7,000,000.00)	OPERATING TRANSFERS OUT	0.00	0.00	0.00
2,184,679.19	NET INCOME (LOSS)	1,742,773.60	6,111,854.34	1,432.10
	<b>NET POSITION:</b>			
28,004,124.42	BEGINNING OF PERIOD	455,610.01	(12,363,204.19)	716,622.81
\$30,188,803.61	END OF PERIOD	\$2,198,383.61	(\$6,251,349.85)	\$718,054.91

<u>DISTRICT CLERK PROFESSIONAL LIABILITY</u>	<u>EMPLOYEE BENEFITS</u>
\$60.00	\$17,742,816.31
0.00	43,842,260.25
<u>0.00</u>	<u>6,165,983.83</u>
60.00	67,751,060.39
0.00	4,830.42
0.00	57,752,684.50
0.00	4,909,712.11
0.00	3,143,260.55
<u>7,237.44</u>	<u>700,655.29</u>
<u>7,237.44</u>	<u>66,511,142.87</u>
(7,177.44)	1,239,917.52
<u>1,428.39</u>	<u>94,450.68</u>
(5,749.05)	1,334,368.20
0.00	0.00
<u>0.00</u>	<u>(7,000,000.00)</u>
(5,749.05)	(5,665,631.80)
<u>565,748.67</u>	<u>38,629,347.12</u>
<u><u>\$559,999.62</u></u>	<u><u>\$32,963,715.32</u></u>



**TARRANT COUNTY**  
**BUDGETARY INFORMATION**



**TARRANT COUNTY, TEXAS**  
**SUMMARY BUDGET VERSUS ACTUAL (BUDGET BASIS) REVENUE AND EXPENDITURES**  
**TAX SUPPORTED FUNDS**  
**FOR THE NINE (9) MONTHS ENDED 6/30/2022**

	CURRENT MONTH ACTUAL	YTD ACTUAL	BUDGET	PERCENT	LAST YEAR PERCENT
<b><u>GENERAL FUND</u></b>					
REVENUES:					
Taxes	\$5,063,685	\$460,318,708	\$463,878,186	99.23%	OVER 100%
Licenses	111,693	1,012,872	1,055,000	96.01%	83.90%
Fees of Office	3,263,318	63,000,535	58,227,400	OVER 100%	99.91%
Intergovernmental	2,402,524	19,110,619	23,242,417	82.22%	OVER 100%
Investment Income	584,451	1,513,163	230,750	OVER 100%	OVER 100%
Other Revenues	927,010	8,078,067	7,658,892	OVER 100%	87.76%
Transfers	160,414	762,223	630,000	OVER 100%	87.78%
Cash Carryforward		193,046,648	165,313,882		
	<u>\$12,513,095</u>	<u>\$746,842,835</u>	<u>\$720,236,527</u>	OVER 100%	OVER 100%
EXPENDITURES:					
Personnel	\$32,710,474.52	\$287,651,490	\$402,277,212	71.51%	72.48%
Other	11,174,690	90,989,660	133,303,709	68.26%	63.01%
Transfers	6,191,059	57,207,536	76,912,729	74.38%	73.42%
Grant Match and Subsidy	260,552	1,271,990	4,965,505	25.62%	35.71%
Undesignated			29,176,202		
Reserves			73,601,170		
	<u>\$50,336,775</u>	<u>\$437,120,675</u>	<u>\$720,236,527</u>	60.69%	62.07%
<b><u>ROAD &amp; BRIDGE FUND</u></b>					
REVENUES:					
Taxes	\$38	\$588	\$0	OVER 100%	OVER 100%
Fees of Office	1,789,570	14,100,520	18,823,950	74.91%	90.05%
Intergovernmental	1,000	57,032	60,400	94.42%	OVER 100%
Investment Income	14,667	43,514	15,000	OVER 100%	OVER 100%
Other Revenues	1,232	300,672	172,000	OVER 100%	90.72%
Transfers	890,522	8,014,696	10,686,261	75.00%	75.00%
Cash Carryforward		15,059,553	11,481,998		
	<u>\$2,697,029</u>	<u>\$37,576,575</u>	<u>\$41,239,609</u>	91.12%	92.30%
EXPENDITURES:					
Personnel	\$1,769,311	\$15,990,346	\$23,387,765	68.37%	70.96%
Other	597,760	9,638,855	17,198,203	56.05%	36.79%
Grant Match and Subsidy	0	122,297	356,100	34.34%	33.33%
Undesignated			297,541		
	<u>\$2,367,072</u>	<u>\$25,751,498</u>	<u>\$41,239,609</u>	62.44%	57.29%
<b><u>DEBT SERVICE FUND</u></b>					
REVENUES:					
Taxes	\$489,694	\$33,807,184	\$34,100,247	99.14%	OVER 100%
Investment Income	28,768	69,560	15,090	OVER 100%	OVER 100%
Cash Carryforward		1,708,026	1,614,117		
	<u>\$518,462</u>	<u>\$35,584,770</u>	<u>\$35,729,454</u>	99.60%	OVER 100%
EXPENDITURES:					
Principal	\$0	\$0	\$27,560,000	0.00%	0.00%
Interest	0	3,329,727	6,659,454	50.00%	50.00%
Other Expenditures	1,350	2,600	10,000	26.00%	33.33%
Reserves			1,500,000		
	<u>\$1,350</u>	<u>\$3,332,327</u>	<u>\$35,729,454</u>	9.33%	10.57%



**TARRANT COUNTY, TEXAS  
GENERAL FUND FEES OF OFFICE ANALYSIS  
FOR THE NINE (9) MONTHS ENDED 6/30/2022  
(BUDGET BASIS)**

<u>FEE OFFICE</u>	<u>ACTUAL REVENUE</u>	<u>ANNUAL BUDGET</u>	<u>PERCENT COLLECTED</u>	<u>LAST YEAR PERCENT</u>
Tax Assessor/Collector	\$40,150,221	\$34,364,500	OVER 100%	OVER 100%
County Clerk	11,255,805	11,030,500	OVER 100%	OVER 100%
Sheriff	359,715	420,500	85.54%	98.26%
Constable 1	494,784	528,000	93.71%	67.87%
Constable 2	694,939	457,000	OVER 100%	53.87%
Constable 3	389,022	417,000	93.29%	69.18%
Constable 4	311,068	399,000	77.96%	90.91%
Constable 5	391,321	241,000	OVER 100%	80.33%
Constable 6	325,573	358,000	90.94%	72.03%
Constable 7	518,350	398,000	OVER 100%	60.92%
Constable 8	631,280	408,000	OVER 100%	59.54%
District Clerk	3,171,087	4,110,000	77.16%	71.13%
Domestic Relations	871,692	1,088,300	80.10%	72.03%
District Attorney	87,584	84,000	OVER 100%	68.41%
Justice of Peace 1	123,139	162,000	76.01%	79.64%
Justice of Peace 2	199,242	172,000	OVER 100%	67.40%
Justice of Peace 3	95,985	153,000	62.74%	82.69%
Justice of Peace 4	108,479	170,000	63.81%	93.33%
Justice of Peace 5	132,792	112,000	OVER 100%	68.27%
Justice of Peace 6	156,568	202,000	77.51%	87.78%
Justice of Peace 7	188,799	243,000	77.70%	93.66%
Justice of Peace 8	150,931	120,000	OVER 100%	75.59%
County Courts	18,940	21,600	87.69%	93.71%
Elections	1,745	1,000	OVER 100%	OVER 100%
Medical Examiner	1,909,331	2,340,000	81.60%	97.58%
Other	<u>262,142</u>	<u>227,000</u>	<u>OVER 100%</u>	<u>87.01%</u>
TOTAL	<u><u>\$63,000,535</u></u>	<u><u>\$58,227,400</u></u>	<u>OVER 100%</u>	<u>99.91%</u>
RATABLE COLLECTION PERCENTAGE			<u><u>75.00%</u></u>	

**TARRANT COUNTY, TEXAS  
BUDGET REPORT  
FOR THE NINE (9) MONTHS ENDED 6/30/2022**

<b>GENERAL FUND</b>	<b>CURRENT MONTH EXPENDITURES</b>	<b>ENCUMBRANCES AND COMMITMENTS</b>	<b>TOTAL EXPENDITURES ENCUMBRANCES &amp; COMMITMENTS</b>	<b>TOTAL BUDGET</b>	<b>UNEXPENDED BUDGET</b>	<b>% BUDGET USED</b>
County Judge	108,415.81	-	930,972.63	1,315,687.00	384,714.37	70.76%
County Administrator	227,138.88	113,285.95	2,237,191.42	3,355,500.00	1,118,308.58	66.67%
Non-Departmental	7,411,173.72	838,918.67	69,464,774.69	100,019,072.00	30,554,297.31	69.45%
Auditor	633,069.90	8,277.12	5,803,285.01	8,204,141.00	2,400,855.99	70.74%
Budget/Risk Management	82,354.09	121.05	722,145.08	997,882.00	275,736.92	72.37%
Tax Assessor / Collector	1,489,809.67	115,829.58	12,579,448.40	17,077,769.00	4,498,320.60	73.66%
Elections Administration	773,241.50	170,268.86	7,204,961.55	9,787,733.00	2,582,771.45	73.61%
Information Technology	3,752,676.87	2,099,722.00	35,582,835.22	48,960,061.00	13,377,225.78	72.68%
Human Resources	316,167.26	78,524.06	2,650,058.65	3,849,700.00	1,199,641.35	68.84%
Purchasing	210,647.47	765.99	1,959,745.80	2,682,836.00	723,090.20	73.05%
Facilities	425,402.83	338,469.29	4,036,148.65	5,774,034.00	1,737,885.35	69.90%
Sheriff	4,639,457.88	708,061.30	40,995,674.11	57,128,642.00	16,132,967.89	71.76%
Sheriff - Confinement	8,913,965.24	3,022,005.71	81,034,468.36	100,764,569.00	19,730,100.64	80.42%
Constable Precinct 1	121,184.59	115.93	1,103,432.90	1,487,678.00	384,245.10	74.17%
Constable Precinct 2	121,341.47	647.05	1,032,911.15	1,395,667.00	362,755.85	74.01%
Constable Precinct 3	141,969.72	10,997.06	1,238,698.73	1,676,930.00	438,231.27	73.87%
Constable Precinct 4	115,061.12	7,837.33	941,330.82	1,239,663.00	298,332.18	75.93%
Constable Precinct 5	85,194.79	1,426.48	721,479.34	1,106,075.00	384,595.66	65.23%
Constable Precinct 6	88,808.73	5,813.42	771,237.24	1,091,867.00	320,629.76	70.63%
Constable Precinct 7	129,108.90	11,346.42	1,116,743.09	1,593,409.00	476,665.91	70.09%
Constable Precinct 8	124,422.65	11,006.01	1,049,923.05	1,450,446.00	400,522.95	72.39%
Medical Examiner	920,596.93	190,022.13	8,921,527.05	14,589,467.00	5,667,939.95	61.15%
Fire Marshal	42,501.47	-	356,774.54	481,837.00	125,062.46	74.04%
Community Supervision	245,588.24	-	2,198,340.59	3,770,083.00	1,571,742.41	58.31%
Juvenile Services	1,833,317.89	1,010,067.86	16,758,989.20	23,313,732.00	6,554,742.80	71.88%
Buildings	2,105,544.26	2,794,784.89	19,254,515.26	26,686,815.00	7,432,299.74	72.15%
17TH District Court	26,203.31	-	234,576.31	314,519.00	79,942.69	74.58%
48TH District Court	26,138.12	7.21	228,188.62	314,978.00	86,789.38	72.45%
67TH District Court	26,179.89	224.33	228,653.01	311,787.00	83,133.99	73.34%
96TH District Court	26,169.46	-	231,861.82	313,409.00	81,547.18	73.98%
141ST District Court	25,317.34	-	245,191.19	311,100.00	65,908.81	78.81%
153RD District Court	27,310.56	-	237,842.29	324,322.00	86,479.71	73.34%
236TH District Court	25,970.63	-	233,482.64	320,116.00	86,633.36	72.94%
342ND District Court	25,100.57	226.78	242,900.64	316,769.00	73,868.36	76.68%
348TH District Court	26,480.14	-	263,706.83	312,183.00	48,476.17	84.47%
352ND District Court	25,850.34	-	228,854.54	310,748.00	81,893.46	73.65%
Criminal District Court 1	184,041.65	-	1,350,146.07	2,426,013.00	1,075,866.93	55.65%
Criminal District Court 2	164,834.11	754.07	1,170,583.39	2,042,930.00	872,346.61	57.30%
Criminal District Court 3	161,386.83	102.12	1,240,193.78	2,029,582.00	789,388.22	61.11%
Criminal District Court 4	116,913.54	264.00	1,026,688.47	1,949,274.00	922,585.53	52.67%
213TH District Court	224,612.83	-	2,272,749.68	3,330,781.00	1,058,031.32	68.23%
297TH District Court	150,972.36	195.69	1,365,204.08	1,993,127.00	627,922.92	68.50%
371ST District Court	197,173.18	19.50	1,310,042.69	2,371,918.00	1,061,875.31	55.23%
372ND District Court	94,279.71	155.40	1,336,461.00	2,109,818.00	773,357.00	63.34%
396TH District Court	225,261.46	44.00	1,786,186.69	2,656,541.00	870,354.31	67.24%
432ND District Court	284,879.69	-	1,677,536.41	2,416,249.00	738,712.59	69.43%
485TH District Court	65,839.70	391.80	363,152.40	2,264,103.00	1,900,950.60	16.04%
Magistrate Court	226,122.99	304.00	1,860,932.26	2,582,433.00	721,500.74	72.06%
231ST District Court	56,228.69	470.80	705,973.09	1,109,278.00	403,304.91	63.64%
233RD District Court	136,884.62	187.88	1,242,049.50	1,783,884.00	541,834.50	69.63%
322ND District Court	112,077.69	-	780,185.76	1,061,249.00	281,063.24	73.52%
323RD District Court	155,922.02	1,000.00	1,392,378.61	2,522,517.00	1,130,138.39	55.20%
324TH District Court	73,086.30	54.09	798,043.93	1,158,476.00	360,432.07	68.89%
325TH District Court	82,085.77	1,471.41	801,734.51	1,083,402.00	281,667.49	74.00%
360TH District Court	124,601.07	18.66	963,838.78	1,449,219.00	485,380.22	66.51%
Special Judges	36,962.77	-	213,809.74	283,397.00	69,587.26	75.45%
Criminal Court Administration	385,551.70	7,446.43	3,230,893.52	4,196,328.00	965,434.48	76.99%
Grand Jury	18,923.70	18.99	168,334.75	226,153.00	57,818.25	74.43%
Criminal Attorney Appointment	46,152.86	-	312,421.85	423,991.00	111,569.15	73.69%
Criminal Mental Health Court	74,826.12	13,065.08	581,983.99	825,451.00	243,467.01	70.50%
County Court at Law #1	55,333.17	265.95	486,106.39	660,926.00	174,819.61	73.55%
County Court at Law #2	54,709.71	-	483,450.78	653,377.00	169,926.22	73.99%
County Court at Law #3	44,575.89	-	454,259.65	651,409.00	197,149.35	69.73%
County Criminal Court 1	98,982.90	-	848,929.37	1,198,784.00	349,854.63	70.82%

**TARRANT COUNTY, TEXAS  
BUDGET REPORT  
FOR THE NINE (9) MONTHS ENDED 6/30/2022**

	<u>CURRENT MONTH EXPENDITURES</u>	<u>ENCUMBRANCES AND COMMITMENTS</u>	<u>TOTAL EXPENDITURES &amp; COMMITMENTS</u>	<u>TOTAL BUDGET</u>	<u>UNEXPENDED BUDGET</u>	<u>% BUDGET USED</u>
<b>GENERAL FUND (cont'd)</b>						
County Criminal Court 2	94,645.68	-	832,809.98	1,173,340.00	340,530.02	70.98%
County Criminal Court 3	98,022.17	210.00	773,230.91	1,129,518.00	356,287.09	68.46%
County Criminal Court 4	80,594.19	35.76	746,427.32	1,090,386.00	343,958.68	68.46%
County Criminal Court 5	114,246.56	39,501.96	951,510.25	1,309,161.00	357,650.75	72.68%
County Criminal Court 6	79,347.95	-	723,326.92	1,028,782.00	305,455.08	70.31%
County Criminal Court 7	147,250.47	-	787,625.61	1,104,531.00	316,905.39	71.31%
County Criminal Court 8	86,599.95	169.53	735,252.58	1,108,399.00	373,146.42	66.33%
County Criminal Court 9	79,889.51	78.97	667,336.55	934,817.00	267,480.45	71.39%
County Criminal Court 10	66,056.57	-	513,970.17	894,985.00	381,014.83	57.43%
Probate Court 1	170,802.31	164.00	1,815,420.16	2,533,083.00	717,662.84	71.67%
Probate Court 2	155,433.71	123.17	1,689,113.23	2,250,166.00	561,052.77	75.07%
Justice of the Peace Pct 1	67,373.30	1,542.90	605,578.71	899,561.00	293,982.29	67.32%
Justice of the Peace Pct 2	76,295.71	3,646.21	652,615.72	892,928.00	240,312.28	73.09%
Justice of the Peace Pct 3	75,154.30	7,622.30	682,984.83	927,300.00	244,315.17	73.65%
Justice of the Peace Pct 4	66,194.55	4,067.17	643,383.21	860,211.00	216,827.79	74.79%
Justice of the Peace Pct 5	69,549.33	4,232.76	592,017.62	767,833.00	175,815.38	77.10%
Justice of the Peace Pct 6	71,945.22	4,055.99	651,452.21	903,244.00	251,791.79	72.12%
Justice of the Peace Pct 7	78,192.33	241.74	684,662.40	955,201.00	270,538.60	71.68%
Justice of the Peace Pct 8	75,402.61	4,837.37	637,638.28	875,665.00	238,026.72	72.82%
Crim District Attorney	3,740,996.70	145,257.38	33,064,818.36	47,262,476.00	14,197,657.64	69.96%
District Clerk	999,564.83	21,701.13	8,818,895.95	12,516,561.00	3,697,665.05	70.46%
County Clerk	988,149.26	45,621.14	8,795,381.10	13,444,910.00	4,649,528.90	65.42%
Domestic Relations	655,289.11	5,287.79	5,913,035.74	8,594,388.00	2,681,352.26	68.80%
Jury Services	175,191.03	99,781.93	1,481,581.20	2,140,187.00	658,605.80	69.23%
Courts / Judiciary	42,099.96	-	480,415.80	4,489,731.00	4,009,315.20	10.70%
Human Services	263,581.45	25,700.41	2,322,834.89	4,605,455.00	2,282,620.11	50.44%
Child Protective Services	486,720.48	1,126,639.00	2,284,769.29	2,441,413.00	156,643.71	93.58%
Public Assistance	18,022.88	32,184.74	1,092,852.25	1,345,695.00	252,842.75	81.21%
Texas AgriLife Extension	64,183.12	597.58	528,888.07	780,224.00	251,335.93	67.79%
Veterans Services	45,946.73	12.05	405,885.73	550,165.00	144,279.27	73.78%
Historical Commission	10,975.12	15.13	145,427.90	255,048.00	109,620.10	57.02%
Community Outreach	1,860,401.04	-	1,860,401.04	1,900,000.00	39,598.96	97.92%
<b>10010-2022 General Fund - Cash Match</b>						
Sheriff	28,387.76	-	87,172.96	101,537.00	14,364.04	85.85%
Criminal Court Administration	-	-	-	8,000.00	8,000.00	0.00%
Criminal District Attorney	146,338.17	-	146,338.17	329,029.00	182,690.83	44.48%
Historical Commission	-	-	-	39,500.00	39,500.00	0.00%
<b>10020-2022 General Fund - Operating Subsidy</b>						
County Administrator	9,348.34	-	22,305.74	20,000.00	(2,305.74)	111.53%
Sheriff	61,776.69	-	62,990.39	102,000.00	39,009.61	61.76%
Juvenile Services	9,990.90	6,918.18	912,660.88	4,221,645.00	3,308,984.12	21.62%
Criminal Court Administration	-	-	-	75,000.00	75,000.00	0.00%
Criminal District Attorney	4,709.71	-	40,521.56	68,794.00	28,272.44	58.90%
SUBTOTAL	50,336,774.97	13,145,248.64	437,120,675.24	617,459,155.00	180,338,479.76	70.79%
UNDESIGNATED				29,176,202.00	29,176,202.00	
RESERVES				73,601,170.00	73,601,170.00	
FUND TOTAL	<u>\$ 50,336,774.97</u>	<u>\$ 13,145,248.64</u>	<u>\$ 437,120,675.24</u>	<u>\$ 720,236,527.00</u>	<u>\$ 283,115,851.76</u>	<u>60.69%</u>

**TARRANT COUNTY, TEXAS  
BUDGET REPORT  
FOR THE NINE (9) MONTHS ENDED 6/30/2022**

	<u>CURRENT MONTH EXPENDITURES</u>	<u>ENCUMBRANCES AND COMMITMENTS</u>	<u>TOTAL EXPENDITURES ENCUMBRANCES &amp; COMMITMENTS</u>	<u>TOTAL BUDGET</u>	<u>UNEXPENDED BUDGET</u>	<u>% BUDGET USED</u>
<b>ROAD AND BRIDGE (26100)</b>						
Commissioner Precinct 1	560,685.14	276,131.63	6,542,436.76	10,049,038.00	3,506,601.24	65.11%
Commissioner Precinct 2	345,850.51	292,036.54	3,566,509.50	5,613,573.00	2,047,063.50	63.53%
Commissioner Precinct 3	374,804.17	68,876.48	3,548,753.81	5,349,599.00	1,800,845.19	66.34%
Commissioner Precinct 4	741,846.02	825,795.78	6,190,645.49	8,622,095.00	2,431,449.51	71.80%
Right of Way	23,675.23	-	2,737,689.81	5,404,010.00	2,666,320.19	50.66%
Transportation	300,492.47	547,975.25	2,693,438.56	4,819,941.00	2,126,502.44	55.88%
Road & Bridge Non-Department	19,718.00	1,936.00	349,727.05	727,712.00	377,984.95	48.06%
<b>26110-2022 Road &amp; Bridge Grant Match</b>						
Transportation	-	-	122,296.71	356,100.00	233,803.29	34.34%
SUBTOTAL	<u>2,367,071.54</u>	<u>2,012,751.68</u>	<u>25,751,497.69</u>	<u>40,942,068.00</u>	<u>15,190,570.31</u>	<u>62.90%</u>
UNDESIGNATED				297,541.00	297,541.00	
FUND TOTAL	<u>\$ 2,367,071.54</u>	<u>\$ 2,012,751.68</u>	<u>\$ 25,751,497.69</u>	<u>\$ 41,239,609.00</u>	<u>\$ 15,488,111.31</u>	<u>62.44%</u>
<b>DEBT SERVICE (32100)</b>						
Interest and Sinking	1,350.00	-	3,332,327.00	34,229,454.00	30,897,127.00	9.74%
RESERVES				1,500,000.00	1,500,000.00	
FUND TOTAL	<u>\$ 1,350.00</u>	<u>\$ -</u>	<u>\$ 3,332,327.00</u>	<u>\$ 35,729,454.00</u>	<u>\$ 32,397,127.00</u>	<u>9.33%</u>

**TARRANT COUNTY, TEXAS**  
**SPECIAL BUDGETS**  
**BUDGET VERSUS ACTUAL (BUDGET BASIS) REVENUE**  
**FOR THE NINE (9) MONTHS ENDED 6/30/2022**

FUND #	FUND NAME	ACTUAL REVENUE	BUDGETED REVENUE	PERCENT COLLECTED
21100	Records Preservation/Automation-Filing	\$ 2,295,587	\$ 3,057,200	75.09%
21200	Records Preservation/Automation-Conviction	93,592	84,720	OVER 100%
21300	Records Preservation/Restoration	1,705,935	2,012,000	84.79%
21400	Court Record Preservation Fund	132,823	87,600	OVER 100%
21500	District Court Records Technology Fund	90,141	60,120	OVER 100%
21600	District Clerk Record Mgt & Preservation	447,479	506,240	88.39%
22100	Courthouse Security Fund	755,024	600,000	OVER 100%
22300	Consumer Health Fund	764,132	995,360	76.77%
22400	Juvenile Delinquency Prevention	8	-	OVER 100%
22500	Alternative Dispute Resolution	506,852	601,200	84.31%
22600	Probate Contributions Fund	139,462	80,600	OVER 100%
22700	Justice Court Technology Fund	24,548	27,090	90.62%
22800	Justice Court Building Security	7,199	7,660	93.99%
22900	Child Abuse Prevention Fund	8,248	6,500	OVER 100%
23000	Family Protection	26,412	25,024	OVER 100%
23100	Guardianship	94,153	105,048	89.63%
23200	Drug & Alcohol Court	11,218	6,240	OVER 100%
23300	County and District Court Technology Fund	25,412	26,120	97.29%
23400	Specialty Courts Fund	113,495	80,100	OVER 100%
23500	Truancy Prevention and Diversion Fund	27,359	28,380	96.40%
23600	Language Access	128,397	-	OVER 100%
24100	Law Library	979,509	1,195,960	81.90%
24200	Education Fund	90,427	92,657	97.59%
24300	Appellate Judicial System	122,199	155,024	78.83%
25100	Vehicle Inventory Tax	500,750	101,740	OVER 100%
45100	Non-Debt Capital	35,418,561	45,737,385	77.44%
45400	Capital Replacement Fund (Non-Debt)	11,270,731	15,000,000	75.14%
45500	Court Facility	331,431	-	OVER 100%
47600	2006 Bond Election - Buildings	14,870	10,000	OVER 100%
47700	2006 Bond Election - Transportation	67,238	30,000	OVER 100%
47800	2021 Bond Election - Transportation	225,101,532	-	OVER 100%
51100	Resource Connection	2,421,287	3,272,160	74.00%
51200	Oil & Gas Royalty Resource Connection	126,585	51,200	OVER 100%
61500	Self Insurance	2,026,969	1,501,800	OVER 100%
61900	Workers Compensation	9,194,940	9,908,534	92.80%
62100	County Clerk Professional Liability	1,832	480	OVER 100%
62200	District Clerk Professional Liability	1,488	360	OVER 100%
65100	Employee Group Insurance - Medical	67,845,511	87,548,000	77.50%
D6200	DA Restitution Collection Fee	947	-	OVER 100%
D8700	CDA State Forfeiture	506,253	1,440	OVER 100%
D8800	CDA Federal Forfeiture Justice Funds	12,485	72	OVER 100%
G1100	8TH Admin Judicial Region	92,366	133,000	69.45%
S8700	Sheriff's Inmate Commissary Fund	2,419,900	1,624,560	OVER 100%
S9300	Combined Narcotics Enforcement Team	66,688	300,000	22.23%
S9500	Sheriff Federal Forfeiture-Treasury Funds	66,292	144	OVER 100%
S9600	Sheriff Federal Forfeiture-Non DEA	20,043	168	OVER 100%
S9700	Sheriff Federal Forfeiture-Justice Funds	74,947	120	OVER 100%
T0400	Public Health	10,899,452	13,451,532	81.03%
T0450	Public Health 1115 Waiver	1,282,849	-	OVER 100%
T0500	Section 125 Forfeitures	5,617	1,740	OVER 100%
T0600	Children's Home Fund	1,191	1,060	OVER 100%
T0700	Bail Bond Board	7,000	11,500	60.87%
T0800	TDPRS - Title IVE	30,682	96	OVER 100%
T0900	Constable Forfeiture	7,711	12	OVER 100%
T0970	Constable Forfeiture - Federal	1	-	OVER 100%
T1000	Juvenile Probation District	19,169	18,200	OVER 100%
T1100	Unclaimed Juvenile Restitution	29	-	OVER 100%
T1300	Deferred Prosecution Program	28,175	22,340	OVER 100%
T2000	Historical Commission	11	-	OVER 100%
T2100	Historical Comm Archives	2,041	12	OVER 100%
T2300	Cemetery Fund	105	36	OVER 100%
T2600	Unclaimed Electrific Coop Credits	7,439	2,400	OVER 100%
T2900	Fire Marshal Code	151,315	98,000	OVER 100%
T3000	DA - JPS Contract	508,353	677,804	75.00%

**TARRANT COUNTY, TEXAS**  
**SPECIAL BUDGETS**  
**BUDGET VERSUS ACTUAL (BUDGET BASIS) REVENUE**  
**FOR THE NINE (9) MONTHS ENDED 6/30/2022**

<u>FUND #</u>	<u>FUND NAME</u>	<u>ACTUAL REVENUE</u>	<u>BUDGETED REVENUE</u>	<u>PERCENT COLLECTED</u>
T3100	Emergency Services District #1	60,281	94,000	64.13%
T3300	CSCD Bond Supervision Unit	3,273,003	4,661,235	70.22%
T3400	Courts Drug Program	26,850	11,157	OVER 100%
T3700	Medical Examiner Conference Fund	71	24	OVER 100%
T4100	PMC Insured - 340B	7,948,265	9,112,000	87.23%
T5200	Miscellaneous Donations-Juvenile Probation	2,630	524	OVER 100%
T5350	Donations Emergency Management	19	8	OVER 100%
T5600	Miscellaneous Donations - Human Services	50,088	50,012	OVER 100%
T5640	Human Services - Reliant Energy	32,532	32,500	OVER 100%
T5642	Human Services - Cirro	3	-	OVER 100%
T5700	Miscellaneous Donations-CPS	20,573	4,012	OVER 100%
T5800	Miscellaneous Donations-Health Dept	619	24	OVER 100%
T5960	Miscellaneous Donations-Veteran Court Program	7,497	3,024	OVER 100%
T6000	Miscellaneous Donations-Family Court	2,564	2,283	OVER 100%
T6100	Miscellaneous Donations-CRCG	20,121	24	OVER 100%
T6200	Miscellaneous Donations-Peace Officers Memorial	11,393	72	OVER 100%
T6500	ATTF Rental Assoc Donation	1	-	OVER 100%
T7000	Sheriff's Employee Recognition and Award	4	-	OVER 100%
T7100	Contract Elections	301,158	3,075,000	9.79%
T7300	Elections Chapter 19	39	-	OVER 100%
T8500	Opioid Epidemic Settlement	510,966	-	OVER 100%

**TARRANT COUNTY, TEXAS  
BUDGET REPORT  
FOR THE NINE (9) MONTHS ENDED 6/30/2022**

	<u>CURRENT MONTH EXPENDITURES</u>	<u>ENCUMBRANCES AND COMMITMENTS</u>	<u>TOTAL EXPENDITURES &amp; COMMITMENTS</u>	<u>TOTAL BUDGET</u>	<u>UNEXPENDED BUDGET</u>	<u>% BUDGET USED</u>
<b>RECORDS PRESERVATION &amp; AUTOMATION - FILINGS (21100)</b>						
Information Technology	-	25,000.00	25,000.00	25,000.00	-	100.00%
County Clerk	129,799.65	183,571.91	1,693,496.90	12,140,459.00	10,446,962.10	13.95%
FUND TOTAL	<u>\$ 129,799.65</u>	<u>\$ 208,571.91</u>	<u>\$ 1,718,496.90</u>	<u>\$ 12,165,459.00</u>	<u>\$ 10,446,962.10</u>	<u>14.13%</u>
<b>RECORDS PRESERVATION &amp; AUTOMATION - CONVICTIONS (21200)</b>						
Information Technology	40,371.46	-	327,262.70	436,835.00	109,572.30	74.92%
FUND TOTAL	<u>\$ 40,371.46</u>	<u>\$ -</u>	<u>\$ 327,262.70</u>	<u>\$ 436,835.00</u>	<u>\$ 109,572.30</u>	<u>74.92%</u>
<b>RECORDS PRESERVATION &amp; RESTORATION (21300)</b>						
County Clerk	49,454.66	17,742.87	454,944.25	14,197,298.00	13,742,353.75	3.20%
FUND TOTAL	<u>\$ 49,454.66</u>	<u>\$ 17,742.87</u>	<u>\$ 454,944.25</u>	<u>\$ 14,197,298.00</u>	<u>\$ 13,742,353.75</u>	<u>3.20%</u>
<b>COURT RECORD PRESERVATION FUND (21400)</b>						
Information Technology	-	-	-	931,043.00	931,043.00	0.00%
District Clerk	31,457.96	-	270,940.57	386,896.00	115,955.43	70.03%
FUND TOTAL	<u>\$ 31,457.96</u>	<u>\$ -</u>	<u>\$ 270,940.57</u>	<u>\$ 1,317,939.00</u>	<u>\$ 1,046,998.43</u>	<u>20.56%</u>
<b>DISTRICT COURT RECORD TECHNOLOGY FUND (21500)</b>						
District Clerk	-	-	102,582.84	152,121.00	49,538.16	67.44%
FUND TOTAL	<u>\$ -</u>	<u>\$ -</u>	<u>\$ 102,582.84</u>	<u>\$ 152,121.00</u>	<u>\$ 49,538.16</u>	<u>67.44%</u>
<b>DISTRICT CLERK RECORD MANAGEMENT &amp; PRESERVATION FUND (21600)</b>						
District Clerk	40,623.04	0.03	196,728.33	804,266.00	607,537.67	24.46%
FUND TOTAL	<u>\$ 40,623.04</u>	<u>\$ 0.03</u>	<u>\$ 196,728.33</u>	<u>\$ 804,266.00</u>	<u>\$ 607,537.67</u>	<u>24.46%</u>
<b>COURTHOUSE SECURITY FUND (22100)</b>						
Non-Departmental	159,616.07	-	755,023.85	600,000.00	(155,023.85)	125.84%
FUND TOTAL	<u>\$ 159,616.07</u>	<u>\$ -</u>	<u>\$ 755,023.85</u>	<u>\$ 600,000.00</u>	<u>\$ (155,023.85)</u>	<u>125.84%</u>
<b>CONSUMER HEALTH FUND (22300)</b>						
Public Health	93,718.31	22,742.42	787,044.40	1,255,681.00	468,636.60	62.68%
FUND TOTAL	<u>\$ 93,718.31</u>	<u>\$ 22,742.42</u>	<u>\$ 787,044.40</u>	<u>\$ 1,255,681.00</u>	<u>\$ 468,636.60</u>	<u>62.68%</u>
<b>JUVENILE DELINQUENCY PREVENTION (22400)</b>						
Juvenile Services	-	-	-	2,859.00	2,859.00	0.00%
FUND TOTAL	<u>\$ -</u>	<u>\$ -</u>	<u>\$ -</u>	<u>\$ 2,859.00</u>	<u>\$ 2,859.00</u>	<u>0.00%</u>

**TARRANT COUNTY, TEXAS  
BUDGET REPORT  
FOR THE NINE (9) MONTHS ENDED 6/30/2022**

	<u>CURRENT MONTH EXPENDITURES</u>	<u>ENCUMBRANCES AND COMMITMENTS</u>	<u>TOTAL EXPENDITURES ENCUMBRANCES &amp; COMMITMENTS</u>	<u>TOTAL BUDGET</u>	<u>UNEXPENDED BUDGET</u>	<u>% BUDGET USED</u>
<b>ADRS (22500)</b>						
County Administrator	31,752.74	-	264,296.14	1,803,979.00	1,539,682.86	14.65%
FUND TOTAL	<u>\$ 31,752.74</u>	<u>\$ -</u>	<u>\$ 264,296.14</u>	<u>\$ 1,803,979.00</u>	<u>\$ 1,539,682.86</u>	<u>14.65%</u>
<b>PROBATE CONTRIBUTIONS FUND (22600)</b>						
Probate Court 1	4,364.60	-	50,753.60	408,137.00	357,383.40	12.44%
Probate Court 2	4,755.22	-	54,267.32	290,699.00	236,431.68	18.67%
FUND TOTAL	<u>\$ 9,119.82</u>	<u>\$ -</u>	<u>\$ 105,020.92</u>	<u>\$ 698,836.00</u>	<u>\$ 593,815.08</u>	<u>15.03%</u>
<b>JUSTICE COURT TECHNOLOGY FUND (22700)</b>						
Information Technology	-	9,918.00	11,844.78	204,310.00	192,465.22	5.80%
FUND TOTAL	<u>\$ -</u>	<u>\$ 9,918.00</u>	<u>\$ 11,844.78</u>	<u>\$ 204,310.00</u>	<u>\$ 192,465.22</u>	<u>5.80%</u>
<b>JUSTICE COURT BLDG SECURITY (22800)</b>						
Non-Departmental	798.17	-	7,199.42	7,660.00	460.58	93.99%
FUND TOTAL	<u>\$ 798.17</u>	<u>\$ -</u>	<u>\$ 7,199.42</u>	<u>\$ 7,660.00</u>	<u>\$ 460.58</u>	<u>93.99%</u>
<b>CHILD ABUSE PREVENTION FUND (22900)</b>						
Non-Departmental	-	-	-	17,213.00	17,213.00	0.00%
233RD District Court	-	-	5,000.00	5,000.00	-	100.00%
Public Health	-	-	-	82,500.00	82,500.00	0.00%
FUND TOTAL	<u>\$ -</u>	<u>\$ -</u>	<u>\$ 5,000.00</u>	<u>\$ 104,713.00</u>	<u>\$ 99,713.00</u>	<u>4.77%</u>
<b>FAMILY PROTECTION (23000)</b>						
233RD District Court	-	-	40,470.00	40,470.00	-	100.00%
FUND TOTAL	<u>\$ -</u>	<u>\$ -</u>	<u>\$ 40,470.00</u>	<u>\$ 40,470.00</u>	<u>\$ -</u>	<u>100.00%</u>
<b>GUARDIANSHIP (23100)</b>						
Non-Departmental	-	-	110,000.00	189,060.00	79,060.00	58.18%
FUND TOTAL	<u>\$ -</u>	<u>\$ -</u>	<u>\$ 110,000.00</u>	<u>\$ 189,060.00</u>	<u>\$ 79,060.00</u>	<u>58.18%</u>
<b>DRUG &amp; ALCOHOL COURT (23200)</b>						
233RD District Court	-	102,966.00	165,462.00	203,045.00	37,583.00	81.49%
Criminal Court Administration	-	-	2,453.11	5,000.00	2,546.89	49.06%
FUND TOTAL	<u>\$ -</u>	<u>\$ 102,966.00</u>	<u>\$ 167,915.11</u>	<u>\$ 208,045.00</u>	<u>\$ 40,129.89</u>	<u>80.71%</u>
<b>COUNTY &amp; DISTRICT COURT TECHNOLOGY FUND (23300)</b>						
Information Technology	-	-	-	186,612.00	186,612.00	0.00%
FUND TOTAL	<u>\$ -</u>	<u>\$ -</u>	<u>\$ -</u>	<u>\$ 186,612.00</u>	<u>\$ 186,612.00</u>	<u>0.00%</u>
<b>SPECIALTY COURTS FUND (23400)</b>						
Criminal Court Administration	12,848.13	23,162.50	131,296.74	200,962.00	69,665.26	65.33%
FUND TOTAL	<u>\$ 12,848.13</u>	<u>\$ 23,162.50</u>	<u>\$ 131,296.74</u>	<u>\$ 200,962.00</u>	<u>\$ 69,665.26</u>	<u>65.33%</u>



**TARRANT COUNTY, TEXAS  
BUDGET REPORT  
FOR THE NINE (9) MONTHS ENDED 6/30/2022**

	<u>CURRENT MONTH EXPENDITURES</u>	<u>ENCUMBRANCES AND COMMITMENTS</u>	<u>TOTAL EXPENDITURES ENCUMBRANCES &amp; COMMITMENTS</u>	<u>TOTAL BUDGET</u>	<u>UNEXPENDED BUDGET</u>	<u>% BUDGET USED</u>
<b>TRUANCY PREVENTION AND DIVERSION FUND (23500)</b>						
233RD District Court	-	-	-	72,672.00	72,672.00	0.00%
FUND TOTAL	<u>\$ -</u>	<u>\$ -</u>	<u>\$ -</u>	<u>\$ 72,672.00</u>	<u>\$ 72,672.00</u>	<u>0.00%</u>
<b>LAW LIBRARY (24100)</b>						
Law Library	81,599.90	157,998.53	902,781.85	1,954,394.00	1,051,612.15	46.19%
Judicial Law Library	27,488.04	57,252.04	171,060.72	175,000.00	3,939.28	97.75%
FUND TOTAL	<u>\$ 109,087.94</u>	<u>\$ 215,250.57</u>	<u>\$ 1,073,842.57</u>	<u>\$ 2,129,394.00</u>	<u>\$ 1,055,551.43</u>	<u>50.43%</u>
<b>EDUCATION FUND (24200)</b>						
Sheriff	13,926.55	9,130.00	77,827.97	150,213.00	72,385.03	51.81%
Sheriff - Confinement	8,398.32	-	12,605.81	68,580.00	55,974.19	18.38%
Constable Precinct 1	-	-	290.00	1,355.00	1,065.00	21.40%
Constable Precinct 2	-	-	-	8,804.00	8,804.00	0.00%
Constable Precinct 3	151.96	-	1,543.06	3,406.00	1,862.94	45.30%
Constable Precinct 4	-	-	-	11,689.00	11,689.00	0.00%
Constable Precinct 5	-	-	-	8,435.00	8,435.00	0.00%
Constable Precinct 6	-	-	-	10,793.00	10,793.00	0.00%
Constable Precinct 7	780.00	-	780.00	10,365.00	9,585.00	7.53%
Constable Precinct 8	-	-	-	2,821.00	2,821.00	0.00%
Fire Marshal	-	-	425.00	642.00	217.00	66.20%
Probate Court 1	-	-	2,982.72	67,522.00	64,539.28	4.42%
Probate Court 2	125.00	-	5,183.89	60,845.00	55,661.11	8.52%
Crim District Attorney	(300.00)	-	2,545.00	2,610.00	65.00	100.00%
FUND TOTAL	<u>\$ 23,081.83</u>	<u>\$ 9,130.00</u>	<u>\$ 104,183.45</u>	<u>\$ 408,080.00</u>	<u>\$ 303,896.55</u>	<u>25.53%</u>
<b>APPELLATE JUDICIAL SYSTEM (24300)</b>						
Appeals Court	15,944.40	-	117,356.18	180,024.00	62,667.82	65.19%
FUND TOTAL	<u>\$ 15,944.40</u>	<u>\$ -</u>	<u>\$ 117,356.18</u>	<u>\$ 180,024.00</u>	<u>\$ 62,667.82</u>	<u>65.19%</u>
<b>VEHICLE INVENTORY TAX (25100)</b>						
Tax Assessor / Collector	7,726.53	-	67,401.80	1,846,801.00	1,779,399.20	3.65%
FUND TOTAL	<u>\$ 7,726.53</u>	<u>\$ -</u>	<u>\$ 67,401.80</u>	<u>\$ 1,846,801.00</u>	<u>\$ 1,779,399.20</u>	<u>3.65%</u>
<b>NON-DEBT CAPITAL (45100)</b>						
County Judge	-	-	-	1,470.00	1,470.00	0.00%
County Administrator	2,331.44	-	2,331.44	30,079.00	27,747.56	7.75%
Non-Departmental	-	-	3,611.25	2,449,463.00	2,445,851.75	0.15%
Auditor	-	-	3,678.71	3,680.00	1.29	99.96%
Tax Assessor / Collector	58.60	19,629.46	23,648.64	51,150.00	27,501.36	46.23%
Elections Administration	-	279,594.00	453,472.30	1,586,036.00	1,132,563.70	28.59%
Information Technology	244,764.78	2,107,400.02	10,195,988.88	22,926,184.00	12,730,195.12	44.47%
Human Resources	-	162.21	2,535.50	5,652.00	3,116.50	44.86%
Purchasing	577.32	841.80	33,469.43	33,636.00	166.57	99.50%
Facilities	2,717.12	535,199.59	612,580.26	1,230,325.00	617,744.74	49.79%
Sheriff	45,950.00	16,100.00	213,736.40	390,777.00	177,040.60	54.70%
Sheriff - Confinement	1,032.81	-	388,894.39	393,200.00	4,305.61	98.90%
Constable Precinct 2	-	-	3,228.00	3,385.00	157.00	95.36%
Constable Precinct 7	3,160.20	-	3,160.20	3,195.00	34.80	98.91%
Constable Precinct 8	-	1,625.06	1,625.06	1,800.00	174.94	90.28%
Medical Examiner	-	32,081.70	417,979.49	443,145.00	25,165.51	94.32%
Community Supervision	-	-	3,455.94	24,452.00	20,996.06	14.13%
Juvenile Services	-	264.22	44,194.22	44,984.00	789.78	98.24%
Buildings	544,845.71	7,467,083.07	8,955,469.63	69,555,678.00	60,600,208.37	12.88%
48TH District Court	-	-	384.00	384.00	-	100.00%

**TARRANT COUNTY, TEXAS  
BUDGET REPORT  
FOR THE NINE (9) MONTHS ENDED 6/30/2022**

	CURRENT MONTH EXPENDITURES	ENCUMBRANCES AND COMMITMENTS	TOTAL EXPENDITURES ENCUMBRANCES & COMMITMENTS	TOTAL BUDGET	UNEXPENDED BUDGET	% BUDGET USED
<b>NON-DEBT CAPITAL (45100) (cont'd)</b>						
322ND District Court	-	-	1,290.00	1,290.00	-	100.00%
Criminal Court Administration	-	3,958.00	11,204.00	21,600.00	10,396.00	51.87%
Probate Court 1	-	5,210.17	5,210.17	9,700.00	4,489.83	53.71%
Probate Court 2	-	-	355.55	360.00	4.45	98.76%
Justice of the Peace Pct 2	-	-	1,422.00	1,544.00	122.00	92.10%
Justice of the Peace Pct 4	-	-	1,542.50	1,544.00	1.50	99.90%
Justice of the Peace Pct 8	-	-	1,542.50	1,544.00	1.50	99.90%
Crim District Attorney	8,729.71	-	121,362.79	124,104.00	2,741.21	97.79%
District Clerk	-	1,470.00	4,595.32	5,000.00	404.68	91.91%
County Clerk	-	-	10,940.89	17,150.00	6,209.11	63.80%
Domestic Relations	-	-	1,037.34	1,612.00	574.66	64.35%
Courts / Judiciary	-	-	-	62,766.00	62,766.00	0.00%
Human Services	-	-	3,228.00	3,400.00	172.00	94.94%
Texas AgriLife Extension	-	-	1,128.88	1,140.00	11.12	99.02%
Veterans Services	-	-	-	8,765.00	8,765.00	0.00%
Commissioner Precinct 1	19,074.52	945,591.52	996,228.65	1,145,583.00	149,354.35	86.96%
Commissioner Precinct 2	-	537,216.18	1,029,785.18	1,503,464.00	473,678.82	68.49%
Commissioner Precinct 3	14,717.00	1,391.64	561,398.06	786,525.00	225,126.94	71.38%
Commissioner Precinct 4	81,717.81	1,114,336.10	1,984,498.55	2,124,032.00	139,533.45	93.43%
Transportation	249,155.68	1,064,117.98	1,476,452.73	2,191,968.00	715,515.27	67.36%
<b>FUND TOTAL</b>	<b>\$ 1,218,832.70</b>	<b>\$ 14,133,272.72</b>	<b>\$ 27,576,666.85</b>	<b>\$ 107,191,766.00</b>	<b>\$ 79,615,099.15</b>	<b>25.73%</b>
<b>CAPITAL REPLACEMENT FUND (NON-DEBT) (45400)</b>						
Information Technology	837.24	199,331.29	207,168.53	5,000,000.00	4,792,831.47	4.14%
Facilities	-	-	-	8,500,000.00	8,500,000.00	0.00%
Transportation	27,275.00	-	81,825.00	1,500,000.00	1,418,175.00	5.46%
<b>FUND TOTAL</b>	<b>\$ 28,112.24</b>	<b>\$ 199,331.29</b>	<b>\$ 288,993.53</b>	<b>\$ 15,000,000.00</b>	<b>\$ 14,711,006.47</b>	<b>1.93%</b>
<b>2006 BOND ELECTION-BUILDINGS (47600)</b>						
Non-Departmental	-	-	835.15	1,761,332.00	1,760,496.85	0.05%
Buildings	-	-	-	6,910.00	6,910.00	0.00%
<b>FUND TOTAL</b>	<b>\$ -</b>	<b>\$ -</b>	<b>\$ 835.15</b>	<b>\$ 1,768,242.00</b>	<b>\$ 1,767,406.85</b>	<b>0.05%</b>
<b>2006 BOND ELECTION-TRANSPORTATION (47700)</b>						
Non-Departmental	-	-	1,898.60	1,964,366.00	1,962,467.40	0.10%
Transportation	-	3,433,300.34	4,081,151.50	18,320,368.00	14,239,216.50	22.28%
<b>FUND TOTAL</b>	<b>\$ -</b>	<b>\$ 3,433,300.34</b>	<b>\$ 4,083,050.10</b>	<b>\$ 20,284,734.00</b>	<b>\$ 16,201,683.90</b>	<b>20.13%</b>
<b>RESOURCE CONNECTION (51100)</b>						
Non-Departmental	-	-	-	1,565,782.00	1,565,782.00	0.00%
Resource Connection	274,043.81	322,373.90	2,363,091.27	3,606,378.00	1,243,286.73	65.53%
<b>FUND TOTAL</b>	<b>\$ 274,043.81</b>	<b>\$ 322,373.90</b>	<b>\$ 2,363,091.27</b>	<b>\$ 5,172,160.00</b>	<b>\$ 2,809,068.73</b>	<b>45.69%</b>
<b>OIL &amp; GAS ROYALTY (51200)</b>						
Resource Connection	-	-	-	1,502,326.00	1,502,326.00	0.00%
<b>FUND TOTAL</b>	<b>\$ -</b>	<b>\$ -</b>	<b>\$ -</b>	<b>\$ 1,502,326.00</b>	<b>\$ 1,502,326.00</b>	<b>0.00%</b>
<b>SELF INSURANCE (61500)</b>						
Self Insurance	34,722.10	214,486.29	475,596.04	2,478,115.00	2,002,518.96	19.19%
<b>FUND TOTAL</b>	<b>\$ 34,722.10</b>	<b>\$ 214,486.29</b>	<b>\$ 475,596.04</b>	<b>\$ 2,478,115.00</b>	<b>\$ 2,002,518.96</b>	<b>19.19%</b>

**TARRANT COUNTY, TEXAS  
BUDGET REPORT  
FOR THE NINE (9) MONTHS ENDED 6/30/2022**

	CURRENT MONTH EXPENDITURES	ENCUMBRANCES AND COMMITMENTS	TOTAL EXPENDITURES ENCUMBRANCES & COMMITMENTS	TOTAL BUDGET	UNEXPENDED BUDGET	% BUDGET USED
<b>WORKERS COMPENSATION/ SELF INSURANCE (61900)</b>						
Self Insurance	599,007.61	198.50	2,996,939.08	9,908,534.00	6,911,594.92	30.25%
FUND TOTAL	<u>\$ 599,007.61</u>	<u>\$ 198.50</u>	<u>\$ 2,996,939.08</u>	<u>\$ 9,908,534.00</u>	<u>\$ 6,911,594.92</u>	<u>30.25%</u>
<b>COUNTY CLERK PROFESSIONAL LIABILITY (62100)</b>						
County Clerk	400.00	-	400.00	717,053.00	716,653.00	0.06%
FUND TOTAL	<u>\$ 400.00</u>	<u>\$ -</u>	<u>\$ 400.00</u>	<u>\$ 717,053.00</u>	<u>\$ 716,653.00</u>	<u>0.06%</u>
<b>DISTRICT CLERK PROFESSIONAL LIABILITY (62200)</b>						
District Clerk	-	-	-	546,182.00	546,182.00	0.00%
FUND TOTAL	<u>\$ -</u>	<u>\$ -</u>	<u>\$ -</u>	<u>\$ 546,182.00</u>	<u>\$ 546,182.00</u>	<u>0.00%</u>
<b>EMPLOYEE GROUP INSURANCE- MEDICAL (65100)</b>						
Non-Departmental	342,649.82	171,317.97	7,673,308.39	30,757,000.00	23,083,691.61	24.95%
Self Insurance	8,091,226.71	-	66,873,075.54	88,335,525.00	21,462,449.46	75.70%
FUND TOTAL	<u>\$ 8,433,876.53</u>	<u>\$ 171,317.97</u>	<u>\$ 74,546,383.93</u>	<u>\$ 119,092,525.00</u>	<u>\$ 44,546,141.07</u>	<u>62.60%</u>
<b>CARES ACT (CARES)</b>						
COVID Testing	-	-	37,896.61	750,000.00	712,103.39	5.05%
County Operations	-	-	64,829.73	1,250,000.00	1,185,170.27	5.19%
FUND TOTAL	<u>\$ -</u>	<u>\$ -</u>	<u>\$ 102,726.34</u>	<u>\$ 2,000,000.00</u>	<u>\$ 1,897,273.66</u>	<u>5.14%</u>
<b>AMERICAN RESCUE PLAN ACT (CARPA)</b>						
Prepare for the Future	568,513.76	5,739,299.86	9,436,727.82	51,260,417.00	41,823,689.18	18.41%
Improve Public Health & Wellness	1,146,569.04	42,279,942.21	51,376,582.71	64,739,583.00	13,363,000.29	79.36%
Revitalize the Economy	-	630,733.21	1,582,295.21	40,000,000.00	38,417,704.79	3.96%
Strengthen the Community	126,703.13	15,547,937.45	19,235,124.42	40,000,000.00	20,764,875.58	48.09%
FUND TOTAL	<u>\$ 1,841,785.93</u>	<u>\$ 64,197,912.73</u>	<u>\$ 81,630,730.16</u>	<u>\$ 196,000,000.00</u>	<u>\$ 114,369,269.84</u>	<u>41.65%</u>
<b>CRIMINAL DISTRICT ATTORNEY RESTITUTION COLLECTION FEE (D6200)</b>						
District Attorney	-	121.59	1,300.08	44,459.00	43,158.92	2.92%
FUND TOTAL	<u>\$ -</u>	<u>\$ 121.59</u>	<u>\$ 1,300.08</u>	<u>\$ 44,459.00</u>	<u>\$ 43,158.92</u>	<u>2.92%</u>
<b>CRIMINAL DISTRICT ATTORNEY STATE FORFEITURE (D8700)</b>						
Criminal District Attorney	41,306.73	122,553.32	422,424.81	1,250,191.00	827,766.19	33.79%
FUND TOTAL	<u>\$ 41,306.73</u>	<u>\$ 122,553.32</u>	<u>\$ 422,424.81</u>	<u>\$ 1,250,191.00</u>	<u>\$ 827,766.19</u>	<u>33.79%</u>

**TARRANT COUNTY, TEXAS  
BUDGET REPORT  
FOR THE NINE (9) MONTHS ENDED 6/30/2022**

	<u>CURRENT MONTH EXPENDITURES</u>	<u>ENCUMBRANCES AND COMMITMENTS</u>	<u>TOTAL EXPENDITURES &amp; COMMITMENTS</u>	<u>TOTAL BUDGET</u>	<u>UNEXPENDED BUDGET</u>	<u>% BUDGET USED</u>
<b>CRIMINAL DISTRICT ATTORNEY FEDERAL FORFEITURE JUSTICE FUNDS (D8800)</b>						
Criminal District Attorney	2,446.95	-	11,708.93	90,467.00	78,758.07	12.94%
FUND TOTAL	<u>\$ 2,446.95</u>	<u>\$ -</u>	<u>\$ 11,708.93</u>	<u>\$ 90,467.00</u>	<u>\$ 78,758.07</u>	<u>12.94%</u>
<b>CRIMINAL DISTRICT ATTORNEY FEDERAL FORFEITURE TREASURY FUNDS (D8900)</b>						
Criminal District Attorney	-	-	93.00	93.00	-	100.00%
FUND TOTAL	<u>\$ -</u>	<u>\$ -</u>	<u>\$ 93.00</u>	<u>\$ 93.00</u>	<u>\$ -</u>	<u>100.00%</u>
<b>8TH ADMIN JUDICIAL REGION (G1100)</b>						
8TH Admin Judicial Region	10,290.17	10.40	92,159.32	133,000.00	40,840.68	69.29%
FUND TOTAL	<u>\$ 10,290.17</u>	<u>\$ 10.40</u>	<u>\$ 92,159.32</u>	<u>\$ 133,000.00</u>	<u>\$ 40,840.68</u>	<u>69.29%</u>
<b>SHERIFF'S INMATE COMMISSARY (S8700)</b>						
Sheriff - Confinement	271,519.11	244,018.07	2,693,703.05	5,692,268.00	2,998,564.95	47.32%
FUND TOTAL	<u>\$ 271,519.11</u>	<u>\$ 244,018.07</u>	<u>\$ 2,693,703.05</u>	<u>\$ 5,692,268.00</u>	<u>\$ 2,998,564.95</u>	<u>47.32%</u>
<b>COMBINED NARCOTICS ENFORCEMENT TEAM (S9300)</b>						
Sheriff	58,743.77	66,368.40	324,220.60	416,000.00	91,779.40	77.94%
FUND TOTAL	<u>\$ 58,743.77</u>	<u>\$ 66,368.40</u>	<u>\$ 324,220.60</u>	<u>\$ 416,000.00</u>	<u>\$ 91,779.40</u>	<u>77.94%</u>
<b>SHERIFF FEDERAL FORFEITURE-TREASURY (S9500)</b>						
Sheriff	2,700.00	35,960.99	63,626.84	100,144.00	36,517.16	63.54%
FUND TOTAL	<u>\$ 2,700.00</u>	<u>\$ 35,960.99</u>	<u>\$ 63,626.84</u>	<u>\$ 100,144.00</u>	<u>\$ 36,517.16</u>	<u>63.54%</u>
<b>SHERIFF DRUG FORFEITURE-NON DEA (S9600)</b>						
Sheriff	412.14	-	12,230.78	192,592.00	180,361.22	6.35%
FUND TOTAL	<u>\$ 412.14</u>	<u>\$ -</u>	<u>\$ 12,230.78</u>	<u>\$ 192,592.00</u>	<u>\$ 180,361.22</u>	<u>6.35%</u>
<b>SHERIFF FEDERAL FORFEITURE-JUSTICE (S9700)</b>						
Sheriff	1,818.69	22,860.33	26,645.13	145,996.00	119,350.87	18.25%
FUND TOTAL	<u>\$ 1,818.69</u>	<u>\$ 22,860.33</u>	<u>\$ 26,645.13</u>	<u>\$ 145,996.00</u>	<u>\$ 119,350.87</u>	<u>18.25%</u>
<b>PUBLIC HEALTH (T0400)</b>						
<b>T0400-2022 Public Health</b>						
Buildings	13,801.57	550.00	85,027.91	170,000.00	84,972.09	50.02%
Public Health	1,198,084.98	1,458,776.95	11,496,630.85	18,291,425.00	6,794,794.15	62.85%
<b>T0410-2022 Public Health - Cash Match</b>						
Public Health	32,249.47	-	365,386.08	812,525.00	447,138.92	44.97%
<b>T0420-2022 Public Health-Operating Subsidy</b>						
Public Health	48,755.59	6,171.84	445,362.41	4,500,000.00	4,054,637.59	9.90%
<b>T0450-2022 Public Health 1115 Wavier</b>						
Non-Departmental	-	-	-	27,962,168.00	27,962,168.00	0.00%
Public Health	175,034.05	70,275.50	1,958,040.57	8,938,141.00	6,980,100.43	21.91%
FUND TOTAL	<u>\$ 1,467,925.66</u>	<u>\$ 1,535,774.29</u>	<u>\$ 14,350,447.82</u>	<u>\$ 60,674,259.00</u>	<u>\$ 46,323,811.18</u>	<u>23.65%</u>

**TARRANT COUNTY, TEXAS  
BUDGET REPORT  
FOR THE NINE (9) MONTHS ENDED 6/30/2022**

	<u>CURRENT MONTH EXPENDITURES</u>	<u>ENCUMBRANCES AND COMMITMENTS</u>	<u>TOTAL EXPENDITURES ENCUMBRANCES &amp; COMMITMENTS</u>	<u>TOTAL BUDGET</u>	<u>UNEXPENDED BUDGET</u>	<u>% BUDGET USED</u>
<b>SECTION 125 FORFEITURES (T0500)</b>						
Self Insurance	7,818.23	122,858.00	223,895.91	1,703,627.00	1,479,731.09	13.14%
FUND TOTAL	<u>\$ 7,818.23</u>	<u>\$ 122,858.00</u>	<u>\$ 223,895.91</u>	<u>\$ 1,703,627.00</u>	<u>\$ 1,479,731.09</u>	<u>13.14%</u>
<b>CHILDREN'S HOME FUND (T0600)</b>						
Juvenile Services	-	626.38	3,074.04	74,997.00	71,922.96	4.10%
FUND TOTAL	<u>\$ -</u>	<u>\$ 626.38</u>	<u>\$ 3,074.04</u>	<u>\$ 74,997.00</u>	<u>\$ 71,922.96</u>	<u>4.10%</u>
<b>BAIL BOND BOARD (T0700)</b>						
Non-Departmental	1,915.00	-	6,220.00	12,500.00	6,280.00	49.76%
FUND TOTAL	<u>\$ 1,915.00</u>	<u>\$ -</u>	<u>\$ 6,220.00</u>	<u>\$ 12,500.00</u>	<u>\$ 6,280.00</u>	<u>49.76%</u>
<b>TDRPS - TITLE IVE (T0800)</b>						
Child Protective Services	11,889.62	11,839.88	49,406.94	78,261.00	28,854.06	63.13%
FUND TOTAL	<u>\$ 11,889.62</u>	<u>\$ 11,839.88</u>	<u>\$ 49,406.94</u>	<u>\$ 78,261.00</u>	<u>\$ 28,854.06</u>	<u>63.13%</u>
<b>CONSTABLE FORFEITURE (T0900)</b>						
Constable Precinct 7	-	-	-	12,342.00	12,342.00	0.00%
FUND TOTAL	<u>\$ -</u>	<u>\$ -</u>	<u>\$ -</u>	<u>\$ 12,342.00</u>	<u>\$ 12,342.00</u>	<u>0.00%</u>
<b>CONSTABLE FORFEITURE - FEDERAL (T0970)</b>						
Constable Precinct 7	-	577.00	577.00	577.00	-	100.00%
FUND TOTAL	<u>\$ -</u>	<u>\$ 577.00</u>	<u>\$ 577.00</u>	<u>\$ 577.00</u>	<u>\$ -</u>	<u>100.00%</u>
<b>JUVENILE PROBATION DISTRICT (T1000)</b>						
Juvenile Services	817.78	887.02	22,149.20	243,088.00	220,938.80	9.11%
FUND TOTAL	<u>\$ 817.78</u>	<u>\$ 887.02</u>	<u>\$ 22,149.20</u>	<u>\$ 243,088.00</u>	<u>\$ 220,938.80</u>	<u>9.11%</u>
<b>UNCLAIMED JUVENILE RESTITUTION (T1100)</b>						
Juvenile Services	-	-	-	11,357.00	11,357.00	0.00%
FUND TOTAL	<u>\$ -</u>	<u>\$ -</u>	<u>\$ -</u>	<u>\$ 11,357.00</u>	<u>\$ 11,357.00</u>	<u>0.00%</u>
<b>DEFERRED PROSECUTION PROGRAM (T1300)</b>						
Criminal District Attorney	1,740.00	-	10,290.00	22,340.00	12,050.00	46.06%
FUND TOTAL	<u>\$ 1,740.00</u>	<u>\$ -</u>	<u>\$ 10,290.00</u>	<u>\$ 22,340.00</u>	<u>\$ 12,050.00</u>	<u>46.06%</u>
<b>HISTORICAL COMMISSION (T2000)</b>						
Historical Commission	-	-	-	4,282.00	4,282.00	0.00%
FUND TOTAL	<u>\$ -</u>	<u>\$ -</u>	<u>\$ -</u>	<u>\$ 4,282.00</u>	<u>\$ 4,282.00</u>	<u>0.00%</u>
<b>HISTORICAL COMMISSION ARCHIVES (T2100)</b>						
Historical Commission	-	-	-	15,673.00	15,673.00	0.00%
FUND TOTAL	<u>\$ -</u>	<u>\$ -</u>	<u>\$ -</u>	<u>\$ 15,673.00</u>	<u>\$ 15,673.00</u>	<u>0.00%</u>

TARRANT COUNTY, TEXAS  
BUDGET REPORT  
FOR THE NINE (9) MONTHS ENDED 6/30/2022

	CURRENT MONTH EXPENDITURES	ENCUMBRANCES AND COMMITMENTS	TOTAL EXPENDITURES ENCUMBRANCES & COMMITMENTS	TOTAL BUDGET	UNEXPENDED BUDGET	% BUDGET USED
<b>CEMETERY FUND (T2300)</b>						
Historical Commission	-	-	-	41,103.00	41,103.00	0.00%
FUND TOTAL	<u>\$ -</u>	<u>\$ -</u>	<u>\$ -</u>	<u>\$ 41,103.00</u>	<u>\$ 41,103.00</u>	<u>0.00%</u>
<b>UNCLAIMED ELECTRIC COOP CREDITS (T2600)</b>						
Non-Departmental	-	-	-	2,538,804.00	2,538,804.00	0.00%
FUND TOTAL	<u>\$ -</u>	<u>\$ -</u>	<u>\$ -</u>	<u>\$ 2,538,804.00</u>	<u>\$ 2,538,804.00</u>	<u>0.00%</u>
<b>FIRE MARSHAL CODE (T2900)</b>						
Fire Marshal	-	561.27	8,795.90	406,282.00	397,486.10	2.16%
FUND TOTAL	<u>\$ -</u>	<u>\$ 561.27</u>	<u>\$ 8,795.90</u>	<u>\$ 406,282.00</u>	<u>\$ 397,486.10</u>	<u>2.16%</u>
<b>DISTRICT ATTORNEY JPS CONTRACT (T3000)</b>						
Criminal District Attorney	55,092.66	-	486,206.10	677,804.00	191,597.90	71.73%
FUND TOTAL	<u>\$ 55,092.66</u>	<u>\$ -</u>	<u>\$ 486,206.10</u>	<u>\$ 677,804.00</u>	<u>\$ 191,597.90</u>	<u>71.73%</u>
<b>EMERGENCY SERVICES DISTRICT (T3100)</b>						
Fire Marshal	6,942.45	-	60,280.99	94,000.00	33,719.01	64.13%
FUND TOTAL	<u>\$ 6,942.45</u>	<u>\$ -</u>	<u>\$ 60,280.99</u>	<u>\$ 94,000.00</u>	<u>\$ 33,719.01</u>	<u>64.13%</u>
<b>CSCD BOND SUPERVISION UNIT (T3300)</b>						
Community Supervision	359,214.85	118,841.18	3,272,723.03	4,661,235.00	1,388,511.97	70.21%
FUND TOTAL	<u>\$ 359,214.85</u>	<u>\$ 118,841.18</u>	<u>\$ 3,272,723.03</u>	<u>\$ 4,661,235.00</u>	<u>\$ 1,388,511.97</u>	<u>70.21%</u>
<b>CRIMINAL COURTS DRUG PROGRAM (T3400)</b>						
Criminal Court Administration	1,822.50	-	13,441.87	30,000.00	16,558.13	44.81%
FUND TOTAL	<u>\$ 1,822.50</u>	<u>\$ -</u>	<u>\$ 13,441.87</u>	<u>\$ 30,000.00</u>	<u>\$ 16,558.13</u>	<u>44.81%</u>
<b>MEDICAL EXAMINER CONFERENCE (T3700)</b>						
Medical Examiner	-	-	3,100.00	28,296.00	25,196.00	10.96%
FUND TOTAL	<u>\$ -</u>	<u>\$ -</u>	<u>\$ 3,100.00</u>	<u>\$ 28,296.00</u>	<u>\$ 25,196.00</u>	<u>10.96%</u>
<b>PMC INSURED - 340B (T4100)</b>						
Public Health	1,018,374.55	819,494.93	7,416,324.55	18,002,558.00	10,586,233.45	41.20%
FUND TOTAL	<u>\$ 1,018,374.55</u>	<u>\$ 819,494.93</u>	<u>\$ 7,416,324.55</u>	<u>\$ 18,002,558.00</u>	<u>\$ 10,586,233.45</u>	<u>41.20%</u>
<b>MISCELLANEOUS DONATIONS - JUVENILE PROBATION (T5200)</b>						
Juvenile Services	290.34	1,648.26	5,126.37	26,501.00	21,374.63	19.34%
FUND TOTAL	<u>\$ 290.34</u>	<u>\$ 1,648.26</u>	<u>\$ 5,126.37</u>	<u>\$ 26,501.00</u>	<u>\$ 21,374.63</u>	<u>19.34%</u>

**TARRANT COUNTY, TEXAS  
BUDGET REPORT  
FOR THE NINE (9) MONTHS ENDED 6/30/2022**

	<u>CURRENT MONTH EXPENDITURES</u>	<u>ENCUMBRANCES AND COMMITMENTS</u>	<u>TOTAL EXPENDITURES ENCUMBRANCES &amp; COMMITMENTS</u>	<u>TOTAL BUDGET</u>	<u>UNEXPENDED BUDGET</u>	<u>% BUDGET USED</u>
<b>DONATIONS EMERGENCY MANAGEMENT (T5350)</b>						
County Administrator	-	-	-	7,080.00	7,080.00	0.00%
FUND TOTAL	<u>\$ -</u>	<u>\$ -</u>	<u>\$ -</u>	<u>\$ 7,080.00</u>	<u>\$ 7,080.00</u>	<u>0.00%</u>
<b>MISCELLANEOUS DONATIONS - HUMAN SERVICES (T5600)</b>						
Human Services	7,892.98	-	64,036.85	103,228.00	39,191.15	62.03%
FUND TOTAL	<u>\$ 7,892.98</u>	<u>\$ -</u>	<u>\$ 64,036.85</u>	<u>\$ 103,228.00</u>	<u>\$ 39,191.15</u>	<u>62.03%</u>
<b>MISCELLANEOUS DONATIONS - HUMAN SERVICES-RELIANT (T5640)</b>						
Human Services	3,273.80	-	22,151.28	44,335.00	22,183.72	49.96%
FUND TOTAL	<u>\$ 3,273.80</u>	<u>\$ -</u>	<u>\$ 22,151.28</u>	<u>\$ 44,335.00</u>	<u>\$ 22,183.72</u>	<u>49.96%</u>
<b>MISCELLANEOUS DONATIONS - HUMAN SERVICES-CIRRO (T5642)</b>						
Human Services	-	-	-	1,028.00	1,028.00	0.00%
FUND TOTAL	<u>\$ -</u>	<u>\$ -</u>	<u>\$ -</u>	<u>\$ 1,028.00</u>	<u>\$ 1,028.00</u>	<u>0.00%</u>
<b>HUMAN SERVICES-DIRECT ENERGY (T5646)</b>						
Human Services	-	-	4,847.66	5,086.00	238.34	95.31%
FUND TOTAL	<u>\$ -</u>	<u>\$ -</u>	<u>\$ 4,847.66</u>	<u>\$ 5,086.00</u>	<u>\$ 238.34</u>	<u>95.31%</u>
<b>MISCELLANEOUS DONATIONS - CPS (T5700)</b>						
Child Protective Services	671.22	-	6,237.88	11,692.00	5,454.12	53.35%
FUND TOTAL	<u>\$ 671.22</u>	<u>\$ -</u>	<u>\$ 6,237.88</u>	<u>\$ 11,692.00</u>	<u>\$ 5,454.12</u>	<u>53.35%</u>
<b>MISCELLANEOUS DONATIONS - HEALTH DEPT (T5800)</b>						
Public Health	-	-	2,927.54	33,239.00	30,311.46	8.81%
FUND TOTAL	<u>\$ -</u>	<u>\$ -</u>	<u>\$ 2,927.54</u>	<u>\$ 33,239.00</u>	<u>\$ 30,311.46</u>	<u>8.81%</u>
<b>MISCELLANEOUS DONATIONS - VETERAN COURT PROGRAM (T5960)</b>						
Veterans Diversion Court	-	-	10,821.00	24,338.00	13,517.00	44.46%
FUND TOTAL	<u>\$ -</u>	<u>\$ -</u>	<u>\$ 10,821.00</u>	<u>\$ 24,338.00</u>	<u>\$ 13,517.00</u>	<u>44.46%</u>
<b>MISCELLANEOUS DONATIONS - FAMILY COURT SERVICES (T6000)</b>						
Domestic Relations	-	-	-	2,283.00	2,283.00	0.00%
FUND TOTAL	<u>\$ -</u>	<u>\$ -</u>	<u>\$ -</u>	<u>\$ 2,283.00</u>	<u>\$ 2,283.00</u>	<u>0.00%</u>

TARRANT COUNTY, TEXAS  
BUDGET REPORT  
FOR THE NINE (9) MONTHS ENDED 6/30/2022

	CURRENT MONTH EXPENDITURES	ENCUMBRANCES AND COMMITMENTS	TOTAL EXPENDITURES ENCUMBRANCES & COMMITMENTS	TOTAL BUDGET	UNEXPENDED BUDGET	% BUDGET USED
<b>MISCELLANEOUS DONATIONS - CRCG (T6100)</b>						
Public Assistance	-	-	3,295.00	28,438.00	25,143.00	11.59%
FUND TOTAL	<u>\$ -</u>	<u>\$ -</u>	<u>\$ 3,295.00</u>	<u>\$ 28,438.00</u>	<u>\$ 25,143.00</u>	<u>11.59%</u>
<b>MISCELLANEOUS DONATIONS - PEACE OFFICER MEMORIAL (T6200)</b>						
County Administrator	-	-	48.88	15,000.00	14,951.12	0.33%
Buildings	-	1,500.00	3,750.00	74,479.00	70,729.00	5.03%
FUND TOTAL	<u>\$ -</u>	<u>\$ 1,500.00</u>	<u>\$ 3,798.88</u>	<u>\$ 89,479.00</u>	<u>\$ 85,680.12</u>	<u>4.25%</u>
<b>MISCELLANEOUS DONATIONS - LAW ENFORCEMENT (T6300)</b>						
Sheriff	-	-	-	500.00	500.00	0.00%
FUND TOTAL	<u>\$ -</u>	<u>\$ -</u>	<u>\$ -</u>	<u>\$ 500.00</u>	<u>\$ 500.00</u>	<u>0.00%</u>
<b>ATTF RENTAL ASSOC DONATION (T6500)</b>						
Sheriff	-	-	63.95	343.00	279.05	18.64%
FUND TOTAL	<u>\$ -</u>	<u>\$ -</u>	<u>\$ 63.95</u>	<u>\$ 343.00</u>	<u>\$ 279.05</u>	<u>18.64%</u>
<b>SHERIFF'S EMPLOYEE RECOGNITION AND AWARD (T7000)</b>						
Sheriff	-	-	-	1,449.00	1,449.00	0.00%
FUND TOTAL	<u>\$ -</u>	<u>\$ -</u>	<u>\$ -</u>	<u>\$ 1,449.00</u>	<u>\$ 1,449.00</u>	<u>0.00%</u>
<b>CONTRACT ELECTIONS (T7100)</b>						
Elections Administration	1,326,350.59	46,227.44	2,738,320.11	3,145,000.00	406,679.89	87.07%
FUND TOTAL	<u>\$ 1,326,350.59</u>	<u>\$ 46,227.44</u>	<u>\$ 2,738,320.11</u>	<u>\$ 3,145,000.00</u>	<u>\$ 406,679.89</u>	<u>87.07%</u>
<b>ELECTIONS CHAPTER 19 (T7300)</b>						
Elections Administration	6,521.66	-	6,521.66	520,298.00	513,776.34	1.25%
FUND TOTAL	<u>\$ 6,521.66</u>	<u>\$ -</u>	<u>\$ 6,521.66</u>	<u>\$ 520,298.00</u>	<u>\$ 513,776.34</u>	<u>1.25%</u>