

1:09 pm, Oct 02 2025

**TOWN OF WESTLAKE**

Mary Louise Nicholson  
County Clerk

**ORDINANCE NO. 1029** by **ngorena**

**AN ORDINANCE OF THE TOWN COUNCIL OF THE TOWN OF WESTLAKE, TEXAS, ADOPTING THE BUDGET FOR THE TOWN OF WESTLAKE, TEXAS FOR THE FISCAL YEAR BEGINNING OCTOBER 1, 2025 AND ENDING SEPTEMBER 30, 2026, INCLUDING CAPITAL EXPENDITURES; PROVIDING THAT THE BUDGET BE KEPT IN TOWN SECRETARY'S OFFICE; PROVIDING FOR A SEVERABILITY CLAUSE; AND PROVIDING FOR AN EFFECTIVE DATE.**

**WHEREAS**, public notice of a public hearing on the proposed annual budget, stating the date, time, and place and subject matter of the public hearing, was given as required by the laws of the State of Texas; and

**WHEREAS**, a public hearing was duly held, and all interested persons were given an opportunity to be heard for or against any item therein on September 16, 2025; and

**WHEREAS**, as required by Texas Local Government Code 102.002, the budget officer has prepared a municipal budget to cover the proposed expenditures of the municipal government for the succeeding year; and

**WHEREAS**, this budget will raise more revenue from property taxes than last year's budget by an amount of \$607,995, which is a 14.87% decrease from last year's budget. The property tax revenue to be raised from new property added to the tax roll this year is \$369,295; and

**WHEREAS**, the Town Council finds that the passage of this Ordinance is in the best interest of the citizens of Westlake.

**NOW, THEREFORE, BE IT ORDAINED BY THE TOWN COUNCIL OF THE TOWN OF WESTLAKE, TEXAS:**

**SECTION 1:** That, all matters stated in the Recitals hereinabove are found to be true and correct and are incorporated herein by reference as if copied in their entirety.

**SECTION 2:** That the Town Council does hereby approve the proposed operating budget, attached in *Exhibit "A"*, adopting the budget for the fiscal year beginning October 1, 2025, and ending September 30, 2026.

**SECTION 3:** That the Town Council does hereby adopt the presented Capital Improvement Plan, attached in *Exhibit "B"*, and appropriates funds for the fiscal year beginning October 1, 2024, and ending September 30, 2025.

**SECTION 4:** That a copy of the official adopted 2025 budget document shall be kept on file in the office of the Town Secretary.


**SECTION 5:** If any portion of this Ordinance shall, for any reason, be declared invalid by any court of competent jurisdiction, such invalidity shall not affect the remaining provisions hereof and the Council hereby determines that it would have adopted this Ordinance without the invalid provision.

**SECTION 6:** This Ordinance shall take effect immediately from and after its passage as the law in such case provides.

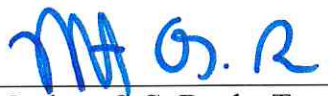
**PASSED AND APPROVED ON THIS 16<sup>th</sup> DAY OF SEPTEMBER, 2025.**

  
\_\_\_\_\_  
Kim Greaves, Mayor

ATTEST:

  
\_\_\_\_\_  
Dianna Buchanan, Town Secretary

APPROVED AS TO FORM:

  
\_\_\_\_\_  
Matthew C.G. Boyle, Town Attorney



# **TOWN OF WESTLAKE**

## **ANNUAL BUDGET FISCAL YEAR 2025-2026**



T H E T O W N O F  
W E S T L A K E

**This budget will raise more total property taxes than last year's budget by \$607,995 or 14.87%, and of that amount \$369,294 is tax revenue to be raised from new property added to the tax roll this year.**

September 17, 2025

Honorable Mayor and Town Council:

In accordance with the Texas Local Government Code, I am pleased to submit the annual budget for the Town of Westlake Fiscal Year 2026. The fiscal year begins October 1, 2025, and ends September 30, 2026.

## BUDGET OVERVIEW

The Fiscal Year 2025-2026 Annual Operating Budget and Capital Improvement Plan totals \$34,973,808 in revenue and \$31,002,720 in expenditures. This is an increase of approximately 5% from the FY2025 adopted budget and includes the following changes:

- Tax rate of \$0.185 per \$100 of property value
- Total full-time equivalent positions of 55.5, which includes a net 3 increase
- Inclusion of \$1,376,500 in capital expenditures and service level adjustments
- Plans for a \$3,971,088 contribution to fund balance across all funds to reduce future debt needs

This budget was carefully prepared through the collective efforts of all departments to balance the identified needs of the Town with a sustainable and sound financial plan. The annual budget is focused on achieving the following goals:

- Continuing high quality services and responsive customer service;
- Leaning out departmental operations budget;
- Preparing a balanced budget that creates a surplus for future CIP and equipment replacements;
- Retaining and attracting employees who support the community's vision; and
- Offering transparency into the financial plans and status of the Town.

## BUDGET STRATEGIES

The annual budget is influenced by the following: State of Texas law and policy, Council direction, fiscal & budgetary policies, recommendations from the Town Manager, input from citizens, Government Finance Officers Association guidelines, and general budgeting principles.

### TOWN COUNCIL POLICIES & PRIORITIES

The Town Council worked with a third party during FY25 to develop a strategic plan for the Town, including the Academy, which includes a financial sustainability plan, influences future capital spending, and provides guidance on future development, programs, and services. The strategic plan was heavily relied upon for the development of the proposed budget.

#### VISION

Westlake will preserve its unique charm and natural beauty, promoting a vibrant community, cultivating strategic partnerships with residents and corporate stakeholders.

#### MISSION

Westlake provides a superior quality of life through excellent municipal service delivery and world-class education.

## FISCAL & BUDGETARY POLICIES

The Town's fiscal and budgetary policies address the Town's operating budgets, revenue management, expenditure control, fund balance/retained earnings, debt management, grants, economic development, audits, internal controls, and asset management. These policies are included in our annual budget document for residents to review and staff to use as a guiding set of principles each year.

## BUDGET PRINCIPLES

The Town's budget principles for sound fiscal management include:

- Plan, manage, and fund debt service and related service delivery programs;
- Maintain fund balance in accordance with the policy and future obligations;
- Oversee facilities and infrastructure;
- Provide exceptional and responsive public services; and
- Provide competitive employee compensation.

## PROPERTY TAX

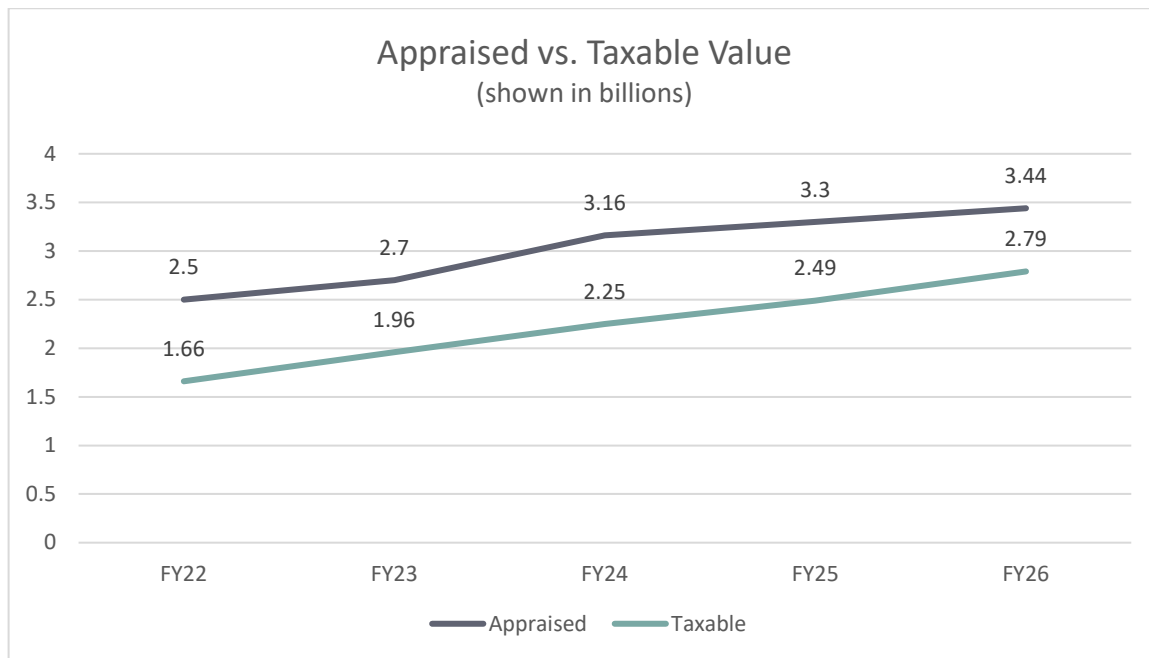
The approved municipal property tax rate (or ad valorem rate) will increase the current adopted rate of \$0.16788 per \$100 of assessed valuation to \$0.18500 per \$100. This rate is slightly higher (by \$0.00597) than the no-new-revenue rate, which is the total tax rate needed to generate the same amount of property tax revenue for the Town from the same properties between the 2025 tax year and the 2026 tax year. This is also the first increase to the rate since 2020.

This budget adheres to direction the Council gave to adjust the tax rate for newly issued certificates of obligation, appropriate and adopt an updated capital improvement plan, and focus on best practices. These directives help ensure we plan for the Town's financial stability and are better prepared to meet the service delivery expectations of our community. Our approach to both revenue estimating and expenditure requests continue to proceed in a fiscally conservative manner and still allow Westlake the ability to exceed expectations of our residents.

The ad valorem tax is allocated between Maintenance and Operations (M&O) in the General Fund and Interest and Sinking (I&S) debt service for the Town. The allocation for M&O is \$0.13000 and the projected revenue totals \$3.3M. The allocation for I&S debt service is \$0.05500 and the projected revenue totals \$1.4M. Please see the tax rate change below:

Tax Rate Change	FY25 Adopted	FY26 Adopted	Variance
M&O	\$0.11788	\$0.13000	\$0.01220
I&S	\$0.05000	\$0.05500	\$0.00500
Total	\$0.16788	\$0.18500	\$ 0.01712

Westlake has experienced rising values due to the market conditions over the past few years. For FY26, the appraised valuations continued to rise, but not at the rate previously experienced.



The appraised value of all real property in Westlake is \$3.44B, which is an increase of \$105M or 3.2%. The certified taxable value is \$2.79B, which is an increase of \$328M or 13.4%. The average taxable value of a homestead is \$2.49M, which is a decrease of \$215K or 8%. Due to the increase in the property tax rate, the average homeowner would see an increase of \$66 to their annual bill.

The difference between the appraised value and the taxable value are the Town's homestead and other exemptions. The Town offers the following exemptions and property tax rate reduction programs to our residents:

- Homestead Exemption
- Additional 65+ or Disabled Exemption
- Additional Tax Ceiling, or Tax Freeze, for 65+ or Disabled
- Property Tax Reduction from \$0.05 Additional Sales & Use Tax

## ANNUAL BUDGET

In FY26, revenues are budgeted at \$35.0M for all funds. This includes a decrease of approximately \$2M in lower development, citation, and transfer activities than budgeted in FY25 and is offset by higher sales tax and utility revenues. Expenditures are budgeted at \$31.0M for all funds. This is almost a 5% increase of \$1.4M from prior year adopted. This increase includes \$400k for a replacement ambulance, addition of 3 full-time equivalent positions, benefit adjustments and raises for Town staff, economic development activity (approved by the Westlake Development Corporation), and necessary investment in the Town's capital improvement plan. The ad valorem-backed debt service fund will include a deficit to account for prior year excess collections.

FUND	Revenues & Other Sources	Expenditures & Other Uses	Net Change to Fund Balance
General Fund	\$16,855,538	\$14,821,258	\$2,034,280
Enterprise Funds	8,066,500	7,508,085	558,415
Internal Service Funds	695,000	695,000	0
Special Revenue Funds	4,463,800	3,224,527	1,239,273
Debt Service Funds	4,692,970	4,753,850	-60,880
Capital Projects Funds	200,000	0	200,000
<b>TOTAL</b>	<b>\$34,973,808</b>	<b>\$31,002,720</b>	<b>\$3,971,088</b>

Of the \$31.0M across all funds, \$4.7M is programmed for Westlake Academy costs, including debt payments, capital maintenance and repairs, and mutually agreed upon shared services personnel. This also includes \$1.5M in direct cash transfer to the Academy to cover standard operating expenses. Due to the scrutiny of staff during budget development, the total amount within the Town's budget has been reduced by \$1.8M.

The FY26 annual budget adds net 3.00 full-time equivalent positions: cut 1 paramedic on campus, add 2 planning and development employees, add 1 project manager in the Town Manager department, and add 1 parks/public works employee. Additional changes to Westlake's compensation package include: 3.5% raises for current employees; implementation of longevity, step up, and certification pays to industry standard; and the adoption of a retroactive cost-of-living element to the pension. No changes in cost for health benefits are planned.

ALL FUNDS	Adopted FY25	Adopted FY26	Change Amount	Change Percent
Payroll & Related	\$7,413,704	\$8,251,914	\$838,210	11%
Operating Expenditures	22,213,864	22,750,806	536,942	2%
<b>TOTAL</b>	<b>\$29,627,568</b>	<b>\$31,002,720</b>	<b>\$1,375,152</b>	<b>5%</b>

## DEBT SERVICE

Westlake does issue debt to fund capital projects. The Town issued \$9.38M during FY25 for campus facilities and utility improvements. Approximately 45% of the newly issued debt will be paid for with the increase to the interest & sinking portion of the property tax rate; the remaining portion will be paid out of utility revenues. As of October 1, 2025, the Town will have \$51.86M outstanding across 11 issuances.

ISSUE	Funding Source	Amount Issued	Amount Outstanding at 10/1/25	FY26 Principal & Interest Requirements
2013 CO	Sales Tax & Utility Fees	\$9,319,820	\$6,860,000	\$508,669
2013 GORB	Sales Tax	2,200,000	485,000	175,063
2014 GORB	Property Tax	8,500,000	1,495,000	68,600
2016 CO	Sales Tax	9,180,000	7,415,000	507,100
2017 GORB	Sales Tax	5,795,000	4,950,000	810,500
2018 CO	Utility Fund	2,100,000	1,545,000	143,638
2021 CO	Property Tax	3,215,000	2,715,000	204,300
2021 GORB	Property Tax	4,430,000	1,475,000	380,351
2022 GORB	Utility Fees	14,920,000	12,910,000	868,900
2023 TTN	Property Tax	3,552,000	2,627,000	573,550
2025 CO	Property Tax & Utility Fees	9,380,000	9,380,000	506,129
<b>TOTAL</b>		<b>\$72,591,820</b>	<b>\$51,857,000</b>	<b>\$4,746,800</b>

T H E T O W N O F  
WESTLAKE



## CLOSING

In summary, we are proud to present a balanced annual budget that includes necessary investments to ensure staff is able to continue to deliver services to our residents and visitors. Throughout FY26 Town staff will:

- Review departmental budget expenditures and communicate needs to Council;
- Monitor revenue sources and make appropriate recommendations;
- Report on the financial standing of the Town;
- Implement the additional resources requested timely and effectively;
- Implement the new adopted capital improvement/replacement plan; and
- Develop a building envelope program for prudent facility maintenance.

In adherence to our fiscal policies, the budget will continue to be monitored monthly and regular updates will be provided to the Town Council. The budget is intended to be a tool that communicates how revenues will be collected in order to meet service delivery needs that may arise within our community. It is expected that these amounts will need to be adjusted during the year, which will be handled in line with the approved budget transfer policy or presented to Council for amendment.

We are very fortunate to work alongside a team of professionals in our academic and municipal areas and to serve with a Town Council who is committed to successful governance. This annual budget is hereby provided for public inspection after the public hearings and Council approval for the tax rate and annual operating budget, held on Tuesday, September 16, 2025, at 4:00 pm in the Council Chambers located at 1500 Solana Boulevard, Building 7, Suite 7100, Westlake, Texas 76262.

We are truly *Distinctive by Design* and are proud to be a part of creating such a wonderful place.

Respectfully submitted,  
Town of Westlake Staff

T H E T O W N O F  
WESTLAKE

# FISCAL YEAR 2025-2026 BUDGET

## All Funds Combined

	FY2024 Actuals	FY2025 Adopted	FY2025 Amended	FY2026 Adopted
<b>Revenue</b>	<b>\$39,578,958</b>	<b>\$33,180,307</b>	<b>\$33,180,307</b>	<b>\$34,973,808</b>
Property Taxes	\$4,008,191	\$4,071,694	\$4,071,694	\$4,696,742
Sales Tax	\$13,498,114	\$12,942,000	\$12,942,000	\$14,542,000
Other Taxes	\$1,530,831	\$1,020,600	\$1,020,600	\$1,110,800
Licenses & Permits	\$6,096,852	\$1,725,825	\$1,725,825	\$1,082,600
Charges for Service	\$8,405,668	\$6,229,800	\$6,229,800	\$7,694,300
Fines & Forfeitures	\$413,336	\$437,185	\$437,185	\$313,625
Miscellaneous Revenue	\$3,681,492	\$1,527,800	\$1,527,800	\$1,542,100
Other Financing Sources	\$1,944,475	\$5,225,403	\$5,225,403	\$3,991,641
<b>Expenditures by Classification</b>	<b>\$25,199,226</b>	<b>\$29,627,568</b>	<b>\$29,627,568</b>	<b>\$31,002,720</b>
Personnel	\$6,002,912	\$7,413,704	\$7,413,704	\$8,251,914
Supplies	\$564,292	\$677,451	\$677,451	\$362,906
Services	\$8,514,719	\$6,386,671	\$6,386,671	\$8,233,486
Repairs & Maintenance	\$1,656,640	\$1,202,819	\$1,202,819	\$1,590,203
Utilities	\$1,120,412	\$1,165,839	\$1,165,839	\$1,112,820
Debt Service	\$4,551,649	\$4,277,097	\$4,277,097	\$4,753,850
Capital Outlay	\$1,026,664	\$1,642,100	\$1,642,100	\$1,205,900
Transfers Out	\$1,761,938	\$6,861,887	\$6,861,887	\$5,491,641
<b>Expenditures by Department</b>	<b>\$25,199,226</b>	<b>\$29,627,568</b>	<b>\$29,627,568</b>	<b>\$31,002,720</b>
General Services	\$9,314,799	\$14,221,546	\$14,221,546	\$11,495,137
Council	\$22,797	\$41,450	\$41,450	\$15,600
Town Manager	\$422,105	\$399,935	\$399,935	\$720,302
Town Secretary	\$174,643	\$178,592	\$178,592	\$188,773
Human Resources	\$243,745	\$321,131	\$321,131	\$336,400
Finance	\$716,846	\$696,072	\$696,072	\$847,838
Information Technology	\$921,702	\$1,265,587	\$1,265,587	\$955,802
Communications	\$370,410	\$300,344	\$300,344	\$488,063
Fire	\$2,934,795	\$4,981,025	\$4,981,025	\$4,294,798
Police	\$1,335,937	\$1,261,969	\$1,261,969	\$1,315,246
Municipal Court	\$335,855	\$420,334	\$420,334	\$399,954
Planning & Development	\$807,024	\$666,277	\$666,277	\$956,787
Public Works	\$6,587,524	\$4,349,156	\$4,349,156	\$7,852,243
Facilities	\$406,306	\$155,750	\$155,750	\$357,750
Parks & Recreation	\$419,869	\$368,400	\$368,400	\$778,027
<b>Contribution to (Use of) Fund Balance</b>	<b>\$14,379,732</b>	<b>\$3,552,739</b>	<b>\$3,552,739</b>	<b>\$3,971,088</b>

# FISCAL YEAR 2025-2026 BUDGET

## General Fund

	FY2024 Actuals	FY2025 Adopted	FY2025 Amended	FY2026 Adopted
<b>Revenue</b>	<b>\$21,545,041</b>	<b>\$17,040,210</b>	<b>\$17,040,210</b>	<b>\$16,855,538</b>
Property Taxes	\$2,175,863	\$2,830,000	\$2,830,000	\$3,300,413
Sales Tax	\$10,139,872	\$9,942,000	\$9,942,000	\$10,942,000
Other Taxes	\$748,849	\$510,600	\$510,600	\$509,800
Licenses & Permits	\$6,027,602	\$1,710,825	\$1,710,825	\$1,067,600
Charges for Service	\$146,050	\$100,000	\$100,000	\$100,000
Fines & Forfeitures	\$413,336	\$437,185	\$437,185	\$313,625
Miscellaneous Revenue	\$1,890,933	\$1,038,100	\$1,038,100	\$622,100
Other Financing Sources	\$2,537	\$471,500	\$471,500	\$0
<b>Expenditures by Classification</b>	<b>\$12,302,437</b>	<b>\$15,472,277</b>	<b>\$15,472,277</b>	<b>\$14,821,258</b>
Personnel	\$5,507,510	\$6,307,343	\$6,307,343	\$7,049,393
Supplies	\$438,587	\$605,301	\$605,301	\$330,706
Services	\$4,395,424	\$2,998,492	\$2,998,492	\$2,940,161
Repairs & Maintenance	\$943,350	\$940,094	\$940,094	\$1,130,778
Utilities	\$748,292	\$808,963	\$808,963	\$870,820
Debt Service	\$18,903	\$5,000	\$5,000	\$5,000
Capital Outlay	\$250,371	\$174,100	\$174,100	\$389,400
Transfers Out	\$0	\$3,632,984	\$3,632,984	\$2,105,000
<b>Expenditures by Department</b>	<b>\$12,302,437</b>	<b>\$15,472,277</b>	<b>\$15,472,277</b>	<b>\$14,821,258</b>
General Services	\$2,990,936	\$5,030,787	\$5,030,787	\$3,688,128
Council	\$22,797	\$41,450	\$41,450	\$15,600
Town Manager	\$404,181	\$399,935	\$399,935	\$518,126
Town Secretary	\$174,643	\$178,592	\$178,592	\$188,773
Human Resources	\$234,644	\$321,131	\$321,131	\$336,400
Finance	\$634,548	\$696,072	\$696,072	\$729,774
Information Technology	\$809,569	\$1,265,587	\$1,265,587	\$955,802
Communications	\$206,167	\$224,844	\$224,844	\$237,534
Fire	\$2,893,513	\$3,681,025	\$3,681,025	\$3,809,798
Police	\$1,335,937	\$1,261,969	\$1,261,969	\$1,315,246
Municipal Court	\$335,855	\$420,334	\$420,334	\$399,954
Planning & Development	\$807,024	\$666,277	\$666,277	\$886,787
Public Works	\$808,490	\$760,124	\$760,124	\$603,559
Facilities	\$119,834	\$155,750	\$155,750	\$357,750
Parks & Recreation	\$339,430	\$368,400	\$368,400	\$778,027
<b>Contribution to (Use of) Fund Balance</b>	<b>\$9,242,604</b>	<b>\$1,567,933</b>	<b>\$1,567,933</b>	<b>\$2,034,280</b>
<b>Ending Fund Balance</b>	<b>\$35,095,531</b>	<b>\$36,663,464</b>	<b>\$36,663,464</b>	<b>\$38,697,744</b>

# FISCAL YEAR 2025-2026 BUDGET

## General Vehicle/Equipment Replacement Fund

	FY2024 Actuals	FY2025 Adopted	FY2025 Amended	FY2026 Adopted
<b>Revenue</b>	<b>\$50,088</b>	<b>\$1,330,000</b>	<b>\$1,330,000</b>	<b>\$605,000</b>
Property Taxes	\$0	\$0	\$0	\$0
Sales Tax	\$0	\$0	\$0	\$0
Other Taxes	\$0	\$0	\$0	\$0
Licenses & Permits	\$0	\$0	\$0	\$0
Charges for Service	\$0	\$0	\$0	\$0
Fines & Forfeitures	\$0	\$0	\$0	\$0
Miscellaneous Revenue	\$50,088	\$30,000	\$30,000	\$0
Other Financing Sources	\$0	\$1,300,000	\$1,300,000	\$605,000
<b>Expenditures by Classification</b>	<b>\$408,897</b>	<b>\$1,300,000</b>	<b>\$1,300,000</b>	<b>\$605,000</b>
Personnel	\$0	\$0	\$0	\$0
Supplies	\$0	\$0	\$0	\$0
Services	\$33,334	\$0	\$0	\$0
Repairs & Maintenance	\$328,811	\$0	\$0	\$0
Utilities	\$126	\$0	\$0	\$0
Debt Service	\$0	\$0	\$0	\$0
Capital Outlay	\$46,627	\$1,300,000	\$1,300,000	\$605,000
Transfers Out	\$0	\$0	\$0	\$0
<b>Expenditures by Department</b>	<b>\$408,897</b>	<b>\$1,300,000</b>	<b>\$1,300,000</b>	<b>\$605,000</b>
General Services	\$0	\$0	\$0	\$50,000
Council	\$0	\$0	\$0	\$0
Town Manager	\$0	\$0	\$0	\$0
Town Secretary	\$0	\$0	\$0	\$0
Human Resources	\$0	\$0	\$0	\$0
Finance	\$0	\$0	\$0	\$0
Information Technology	\$38,805	\$0	\$0	\$0
Communications	\$0	\$0	\$0	\$0
Fire	\$41,282	\$1,300,000	\$1,300,000	\$485,000
Police	\$0	\$0	\$0	\$0
Municipal Court	\$0	\$0	\$0	\$0
Planning & Development	\$0	\$0	\$0	\$70,000
Public Works	\$42,339	\$0	\$0	\$0
Facilities	\$286,472	\$0	\$0	\$0
Parks & Recreation	\$0	\$0	\$0	\$0
<b>Contribution to (Use of) Fund Balance</b>	<b>-\$358,809</b>	<b>\$30,000</b>	<b>\$30,000</b>	<b>\$0</b>
<b>Ending Fund Balance</b>	<b>\$1,142,744</b>	<b>\$1,172,744</b>	<b>\$1,172,744</b>	<b>\$1,172,744</b>

# FISCAL YEAR 2025-2026 BUDGET

## 4B Sales Tax Fund

	FY2024 Actuals	FY2025 Adopted	FY2025 Amended	FY2026 Adopted
<b>Revenue</b>	<b>\$3,523,756</b>	<b>\$3,000,000</b>	<b>\$3,000,000</b>	<b>\$3,775,000</b>
Property Taxes	\$0	\$0	\$0	\$0
Sales Tax	\$3,358,242	\$3,000,000	\$3,000,000	\$3,600,000
Other Taxes	\$0	\$0	\$0	\$0
Licenses & Permits	\$0	\$0	\$0	\$0
Charges for Service	\$0	\$0	\$0	\$0
Fines & Forfeitures	\$0	\$0	\$0	\$0
Miscellaneous Revenue	\$165,514	\$0	\$0	\$175,000
Other Financing Sources	\$0	\$0	\$0	\$0
<b>Expenditures by Classification</b>	<b>\$1,761,938</b>	<b>\$1,943,428</b>	<b>\$1,943,428</b>	<b>\$2,617,778</b>
Personnel	\$0	\$0	\$0	\$0
Supplies	\$0	\$0	\$0	\$350
Services	\$0	\$0	\$0	\$669,850
Repairs & Maintenance	\$0	\$0	\$0	\$0
Utilities	\$0	\$0	\$0	\$0
Debt Service	\$0	\$0	\$0	\$0
Capital Outlay	\$0	\$0	\$0	\$0
Transfers Out	\$1,761,938	\$1,943,428	\$1,943,428	\$1,947,578
<b>Expenditures by Department</b>	<b>\$1,761,938</b>	<b>\$1,943,428</b>	<b>\$1,943,428</b>	<b>\$2,617,778</b>
General Services	\$1,761,938	\$1,943,428	\$1,943,428	\$2,617,778
Council	\$0	\$0	\$0	\$0
Town Manager	\$0	\$0	\$0	\$0
Town Secretary	\$0	\$0	\$0	\$0
Human Resources	\$0	\$0	\$0	\$0
Finance	\$0	\$0	\$0	\$0
Information Technology	\$0	\$0	\$0	\$0
Communications	\$0	\$0	\$0	\$0
Fire	\$0	\$0	\$0	\$0
Police	\$0	\$0	\$0	\$0
Municipal Court	\$0	\$0	\$0	\$0
Planning & Development	\$0	\$0	\$0	\$0
Public Works	\$0	\$0	\$0	\$0
Facilities	\$0	\$0	\$0	\$0
Parks & Recreation	\$0	\$0	\$0	\$0
<b>Contribution to (Use of) Fund Balance</b>	<b>\$1,761,818</b>	<b>\$1,056,572</b>	<b>\$1,056,572</b>	<b>\$1,157,222</b>
<b>Ending Fund Balance</b>	<b>\$2,518,295</b>	<b>\$3,574,867</b>	<b>\$3,574,867</b>	<b>\$4,732,089</b>

# FISCAL YEAR 2025-2026 BUDGET

## Visitors Association Fund

	FY2024 Actuals	FY2025 Adopted	FY2025 Amended	FY2026 Adopted
<b>Revenue</b>	<b>\$807,085</b>	<b>\$505,000</b>	<b>\$505,000</b>	<b>\$631,000</b>
Property Taxes	\$0	\$0	\$0	\$0
Sales Tax	\$0	\$0	\$0	\$0
Other Taxes	\$781,982	\$500,000	\$500,000	\$601,000
Licenses & Permits	\$1,050	\$0	\$0	\$0
Charges for Service	\$0	\$0	\$0	\$0
Fines & Forfeitures	\$0	\$0	\$0	\$0
Miscellaneous Revenue	\$24,052	\$5,000	\$5,000	\$30,000
Other Financing Sources	\$0	\$0	\$0	\$0
<b>Expenditures by Classification</b>	<b>\$335,441</b>	<b>\$569,231</b>	<b>\$569,231</b>	<b>\$561,649</b>
Personnel	\$134,881	\$315,909	\$315,909	\$336,149
Supplies	\$0	\$4,000	\$4,000	\$0
Services	\$92,135	\$137,422	\$137,422	\$149,000
Repairs & Maintenance	\$0	\$0	\$0	\$0
Utilities	\$108,425	\$111,900	\$111,900	\$76,500
Debt Service	\$0	\$0	\$0	\$0
Capital Outlay	\$0	\$0	\$0	\$0
Transfers Out	\$0	\$0	\$0	\$0
<b>Expenditures by Department</b>	<b>\$335,441</b>	<b>\$569,231</b>	<b>\$569,231</b>	<b>\$561,649</b>
General Services	\$171,197	\$493,731	\$493,731	\$151,000
Council	\$0	\$0	\$0	\$0
Town Manager	\$0	\$0	\$0	\$101,088
Town Secretary	\$0	\$0	\$0	\$0
Human Resources	\$0	\$0	\$0	\$0
Finance	\$0	\$0	\$0	\$59,032
Information Technology	\$0	\$0	\$0	\$0
Communications	\$164,244	\$75,500	\$75,500	\$250,529
Fire	\$0	\$0	\$0	\$0
Police	\$0	\$0	\$0	\$0
Municipal Court	\$0	\$0	\$0	\$0
Planning & Development	\$0	\$0	\$0	\$0
Public Works	\$0	\$0	\$0	\$0
Facilities	\$0	\$0	\$0	\$0
Parks & Recreation	\$0	\$0	\$0	\$0
<b>Contribution to (Use of) Fund Balance</b>	<b>\$471,644</b>	<b>-\$64,231</b>	<b>-\$64,231</b>	<b>\$69,351</b>
<b>Ending Fund Balance</b>	<b>\$727,745</b>	<b>\$663,514</b>	<b>\$663,514</b>	<b>\$732,865</b>

# FISCAL YEAR 2025-2026 BUDGET

## Economic Development Fund

	FY2024 Actuals	FY2025 Adopted	FY2025 Amended	FY2026 Adopted
<b>Revenue</b>	<b>\$180,000</b>	<b>\$235,000</b>	<b>\$235,000</b>	<b>\$0</b>
Property Taxes	\$0	\$0	\$0	\$0
Sales Tax	\$0	\$0	\$0	\$0
Other Taxes	\$0	\$10,000	\$10,000	\$0
Licenses & Permits	\$0	\$0	\$0	\$0
Charges for Service	\$0	\$0	\$0	\$0
Fines & Forfeitures	\$0	\$0	\$0	\$0
Miscellaneous Revenue	\$0	\$0	\$0	\$0
Other Financing Sources	\$180,000	\$225,000	\$225,000	\$0
<b>Expenditures by Classification</b>	<b>\$0</b>	<b>\$235,000</b>	<b>\$235,000</b>	<b>\$0</b>
Personnel	\$0	\$0	\$0	\$0
Supplies	\$0	\$0	\$0	\$0
Services	\$0	\$135,000	\$135,000	\$0
Repairs & Maintenance	\$0	\$0	\$0	\$0
Utilities	\$0	\$0	\$0	\$0
Debt Service	\$0	\$0	\$0	\$0
Capital Outlay	\$0	\$0	\$0	\$0
Transfers Out	\$0	\$100,000	\$100,000	\$0
<b>Expenditures by Department</b>	<b>\$0</b>	<b>\$235,000</b>	<b>\$235,000</b>	<b>\$0</b>
General Services	\$0	\$235,000	\$235,000	\$0
Council	\$0	\$0	\$0	\$0
Town Manager	\$0	\$0	\$0	\$0
Town Secretary	\$0	\$0	\$0	\$0
Human Resources	\$0	\$0	\$0	\$0
Finance	\$0	\$0	\$0	\$0
Information Technology	\$0	\$0	\$0	\$0
Communications	\$0	\$0	\$0	\$0
Fire	\$0	\$0	\$0	\$0
Police	\$0	\$0	\$0	\$0
Municipal Court	\$0	\$0	\$0	\$0
Planning & Development	\$0	\$0	\$0	\$0
Public Works	\$0	\$0	\$0	\$0
Facilities	\$0	\$0	\$0	\$0
Parks & Recreation	\$0	\$0	\$0	\$0
<b>Contribution to (Use of) Fund Balance</b>	<b>\$180,000</b>	<b>\$0</b>	<b>\$0</b>	<b>\$0</b>
<b>Ending Fund Balance</b>	<b>\$102,651</b>	<b>\$102,651</b>	<b>\$102,651</b>	<b>\$102,651</b>

**FISCAL YEAR 2025-2026 BUDGET**  
**Public Improvement District Fund**

	<b>FY2024 Actuals</b>	<b>FY2025 Adopted</b>	<b>FY2025 Amended</b>	<b>FY2026 Adopted</b>
<b>Revenue</b>	<b>\$0</b>	<b>\$0</b>	<b>\$0</b>	<b>\$0</b>
Property Taxes	\$0	\$0	\$0	\$0
Sales Tax	\$0	\$0	\$0	\$0
Other Taxes	\$0	\$0	\$0	\$0
Licenses & Permits	\$0	\$0	\$0	\$0
Charges for Service	\$0	\$0	\$0	\$0
Fines & Forfeitures	\$0	\$0	\$0	\$0
Miscellaneous Revenue	\$0	\$0	\$0	\$0
Other Financing Sources	\$0	\$0	\$0	\$0
<b>Expenditures by Classification</b>	<b>\$104,869</b>	<b>\$0</b>	<b>\$0</b>	<b>\$5,000</b>
Personnel	\$0	\$0	\$0	\$0
Supplies	\$0	\$0	\$0	\$0
Services	\$104,869	\$0	\$0	\$5,000
Repairs & Maintenance	\$0	\$0	\$0	\$0
Utilities	\$0	\$0	\$0	\$0
Debt Service	\$0	\$0	\$0	\$0
Capital Outlay	\$0	\$0	\$0	\$0
Transfers Out	\$0	\$0	\$0	\$0
<b>Expenditures by Department</b>	<b>\$104,869</b>	<b>\$0</b>	<b>\$0</b>	<b>\$5,000</b>
General Services	\$104,869	\$0	\$0	\$5,000
Council	\$0	\$0	\$0	\$0
Town Manager	\$0	\$0	\$0	\$0
Town Secretary	\$0	\$0	\$0	\$0
Human Resources	\$0	\$0	\$0	\$0
Finance	\$0	\$0	\$0	\$0
Information Technology	\$0	\$0	\$0	\$0
Communications	\$0	\$0	\$0	\$0
Fire	\$0	\$0	\$0	\$0
Police	\$0	\$0	\$0	\$0
Municipal Court	\$0	\$0	\$0	\$0
Planning & Development	\$0	\$0	\$0	\$0
Public Works	\$0	\$0	\$0	\$0
Facilities	\$0	\$0	\$0	\$0
Parks & Recreation	\$0	\$0	\$0	\$0
<b>Contribution to (Use of) Fund Balance</b>	<b>-\$104,869</b>	<b>\$0</b>	<b>\$0</b>	<b>-\$5,000</b>
<b>Ending Fund Balance</b>	<b>\$339,658</b>	<b>\$339,658</b>	<b>\$339,658</b>	<b>\$334,658</b>



# FISCAL YEAR 2025-2026 BUDGET

## Cemetery Fund

	FY2024 Actuals	FY2025 Adopted	FY2025 Amended	FY2026 Adopted
<b>Revenue</b>	<b>\$85,842</b>	<b>\$45,300</b>	<b>\$45,300</b>	<b>\$57,800</b>
Property Taxes	\$0	\$0	\$0	\$0
Sales Tax	\$0	\$0	\$0	\$0
Other Taxes	\$0	\$0	\$0	\$0
Licenses & Permits	\$0	\$0	\$0	\$0
Charges for Service	\$64,507	\$42,800	\$42,800	\$42,800
Fines & Forfeitures	\$0	\$0	\$0	\$0
Miscellaneous Revenue	\$21,335	\$2,500	\$2,500	\$15,000
Other Financing Sources	\$0	\$0	\$0	\$0
<b>Expenditures by Classification</b>	<b>\$39,655</b>	<b>\$40,100</b>	<b>\$40,100</b>	<b>\$40,100</b>
Personnel	\$0	\$0	\$0	\$0
Supplies	\$0	\$250	\$250	\$850
Services	\$33,148	\$20,725	\$20,725	\$20,125
Repairs & Maintenance	\$5,911	\$17,625	\$17,625	\$17,625
Utilities	\$0	\$0	\$0	\$0
Debt Service	\$596	\$1,500	\$1,500	\$0
Capital Outlay	\$0	\$0	\$0	\$1,500
Transfers Out	\$0	\$0	\$0	\$0
<b>Expenditures by Department</b>	<b>\$39,655</b>	<b>\$40,100</b>	<b>\$40,100</b>	<b>\$40,100</b>
General Services	\$39,655	\$40,100	\$40,100	\$40,100
Council	\$0	\$0	\$0	\$0
Town Manager	\$0	\$0	\$0	\$0
Town Secretary	\$0	\$0	\$0	\$0
Human Resources	\$0	\$0	\$0	\$0
Finance	\$0	\$0	\$0	\$0
Information Technology	\$0	\$0	\$0	\$0
Communications	\$0	\$0	\$0	\$0
Fire	\$0	\$0	\$0	\$0
Police	\$0	\$0	\$0	\$0
Municipal Court	\$0	\$0	\$0	\$0
Planning & Development	\$0	\$0	\$0	\$0
Public Works	\$0	\$0	\$0	\$0
Facilities	\$0	\$0	\$0	\$0
Parks & Recreation	\$0	\$0	\$0	\$0
<b>Contribution to (Use of) Fund Balance</b>	<b>\$46,187</b>	<b>\$5,200</b>	<b>\$5,200</b>	<b>\$17,700</b>
<b>Ending Fund Balance</b>	<b>\$463,079</b>	<b>\$468,279</b>	<b>\$468,279</b>	<b>\$485,979</b>

# FISCAL YEAR 2025-2026 BUDGET

## Public Art Fund

	FY2024 Actuals	FY2025 Adopted	FY2025 Amended	FY2026 Adopted
<b>Revenue</b>	<b>\$0</b>	<b>\$0</b>	<b>\$0</b>	<b>\$0</b>
Property Taxes	\$0	\$0	\$0	\$0
Sales Tax	\$0	\$0	\$0	\$0
Other Taxes	\$0	\$0	\$0	\$0
Licenses & Permits	\$0	\$0	\$0	\$0
Charges for Service	\$0	\$0	\$0	\$0
Fines & Forfeitures	\$0	\$0	\$0	\$0
Miscellaneous Revenue	\$0	\$0	\$0	\$0
Other Financing Sources	\$0	\$0	\$0	\$0
<b>Expenditures by Classification</b>	<b>\$0</b>	<b>\$0</b>	<b>\$0</b>	<b>\$0</b>
Personnel	\$0	\$0	\$0	\$0
Supplies	\$0	\$0	\$0	\$0
Services	\$0	\$0	\$0	\$0
Repairs & Maintenance	\$0	\$0	\$0	\$0
Utilities	\$0	\$0	\$0	\$0
Debt Service	\$0	\$0	\$0	\$0
Capital Outlay	\$0	\$0	\$0	\$0
Transfers Out	\$0	\$0	\$0	\$0
<b>Expenditures by Department</b>	<b>\$0</b>	<b>\$0</b>	<b>\$0</b>	<b>\$0</b>
General Services	\$0	\$0	\$0	\$0
Council	\$0	\$0	\$0	\$0
Town Manager	\$0	\$0	\$0	\$0
Town Secretary	\$0	\$0	\$0	\$0
Human Resources	\$0	\$0	\$0	\$0
Finance	\$0	\$0	\$0	\$0
Information Technology	\$0	\$0	\$0	\$0
Communications	\$0	\$0	\$0	\$0
Fire	\$0	\$0	\$0	\$0
Police	\$0	\$0	\$0	\$0
Municipal Court	\$0	\$0	\$0	\$0
Planning & Development	\$0	\$0	\$0	\$0
Public Works	\$0	\$0	\$0	\$0
Facilities	\$0	\$0	\$0	\$0
Parks & Recreation	\$0	\$0	\$0	\$0
<b>Contribution to (Use of) Fund Balance</b>	<b>\$0</b>	<b>\$0</b>	<b>\$0</b>	<b>\$0</b>
<b>Ending Fund Balance</b>	<b>\$102,651</b>	<b>\$102,651</b>	<b>\$102,651</b>	<b>\$102,651</b>

**FISCAL YEAR 2025-2026 BUDGET**  
**Lone Star Public Facilities Corporation**

	<b>FY2024 Actuals</b>	<b>FY2025 Adopted</b>	<b>FY2025 Amended</b>	<b>FY2026 Adopted</b>
<b>Revenue</b>	<b>\$872</b>	<b>\$200</b>	<b>\$200</b>	<b>\$0</b>
Property Taxes	\$0	\$0	\$0	\$0
Sales Tax	\$0	\$0	\$0	\$0
Other Taxes	\$0	\$0	\$0	\$0
Licenses & Permits	\$0	\$0	\$0	\$0
Charges for Service	\$0	\$0	\$0	\$0
Fines & Forfeitures	\$0	\$0	\$0	\$0
Miscellaneous Revenue	\$872	\$200	\$200	\$0
Other Financing Sources	\$0	\$0	\$0	\$0
<b>Expenditures by Classification</b>	<b>\$0</b>	<b>\$0</b>	<b>\$0</b>	<b>\$0</b>
Personnel	\$0	\$0	\$0	\$0
Supplies	\$0	\$0	\$0	\$0
Services	\$0	\$0	\$0	\$0
Repairs & Maintenance	\$0	\$0	\$0	\$0
Utilities	\$0	\$0	\$0	\$0
Debt Service	\$0	\$0	\$0	\$0
Capital Outlay	\$0	\$0	\$0	\$0
Transfers Out	\$0	\$0	\$0	\$0
<b>Expenditures by Department</b>	<b>\$0</b>	<b>\$0</b>	<b>\$0</b>	<b>\$0</b>
General Services	\$0	\$0	\$0	\$0
Council	\$0	\$0	\$0	\$0
Town Manager	\$0	\$0	\$0	\$0
Town Secretary	\$0	\$0	\$0	\$0
Human Resources	\$0	\$0	\$0	\$0
Finance	\$0	\$0	\$0	\$0
Information Technology	\$0	\$0	\$0	\$0
Communications	\$0	\$0	\$0	\$0
Fire	\$0	\$0	\$0	\$0
Police	\$0	\$0	\$0	\$0
Municipal Court	\$0	\$0	\$0	\$0
Planning & Development	\$0	\$0	\$0	\$0
Public Works	\$0	\$0	\$0	\$0
Facilities	\$0	\$0	\$0	\$0
Parks & Recreation	\$0	\$0	\$0	\$0
<b>Contribution to (Use of) Fund Balance</b>	<b>\$872</b>	<b>\$200</b>	<b>\$200</b>	<b>\$0</b>
<b>Ending Fund Balance</b>	<b>\$16,329</b>	<b>\$16,529</b>	<b>\$16,529</b>	<b>\$16,529</b>

# FISCAL YEAR 2025-2026 BUDGET

## Sales Tax Debt Service Fund

	FY2024 Actuals	FY2025 Adopted	FY2025 Amended	FY2026 Adopted
<b>Revenue</b>	<b>\$1,761,938</b>	<b>\$1,943,428</b>	<b>\$1,943,428</b>	<b>\$1,947,578</b>
Property Taxes	\$0	\$0	\$0	\$0
Sales Tax	\$0	\$0	\$0	\$0
Other Taxes	\$0	\$0	\$0	\$0
Licenses & Permits	\$0	\$0	\$0	\$0
Charges for Service	\$0	\$0	\$0	\$0
Fines & Forfeitures	\$0	\$0	\$0	\$0
Miscellaneous Revenue	\$0	\$0	\$0	\$0
Other Financing Sources	\$1,761,938	\$1,943,428	\$1,943,428	\$1,947,578
<b>Expenditures by Classification</b>	<b>\$1,465,855</b>	<b>\$1,943,428</b>	<b>\$1,943,428</b>	<b>\$1,947,578</b>
Personnel	\$0	\$0	\$0	\$0
Supplies	\$0	\$0	\$0	\$0
Services	\$0	\$0	\$0	\$0
Repairs & Maintenance	\$0	\$0	\$0	\$0
Utilities	\$0	\$0	\$0	\$0
Debt Service	\$1,465,855	\$1,943,428	\$1,943,428	\$1,947,578
Capital Outlay	\$0	\$0	\$0	\$0
Transfers Out	\$0	\$0	\$0	\$0
<b>Expenditures by Department</b>	<b>\$1,465,855</b>	<b>\$1,943,428</b>	<b>\$1,943,428</b>	<b>\$1,947,578</b>
General Services	\$1,465,855	\$1,943,428	\$1,943,428	\$1,947,578
Council	\$0	\$0	\$0	\$0
Town Manager	\$0	\$0	\$0	\$0
Town Secretary	\$0	\$0	\$0	\$0
Human Resources	\$0	\$0	\$0	\$0
Finance	\$0	\$0	\$0	\$0
Information Technology	\$0	\$0	\$0	\$0
Communications	\$0	\$0	\$0	\$0
Fire	\$0	\$0	\$0	\$0
Police	\$0	\$0	\$0	\$0
Municipal Court	\$0	\$0	\$0	\$0
Planning & Development	\$0	\$0	\$0	\$0
Public Works	\$0	\$0	\$0	\$0
Facilities	\$0	\$0	\$0	\$0
Parks & Recreation	\$0	\$0	\$0	\$0
<b>Contribution to (Use of) Fund Balance</b>	<b>\$296,083</b>	<b>\$0</b>	<b>\$0</b>	<b>\$0</b>
<b>Ending Fund Balance</b>	<b>\$0</b>	<b>\$0</b>	<b>\$0</b>	<b>\$0</b>

# FISCAL YEAR 2025-2026 BUDGET

## Property Tax Debt Service Fund

	FY2024 Actuals	FY2025 Adopted	FY2025 Amended	FY2026 Adopted
<b>Revenue</b>	<b>\$1,832,328</b>	<b>\$1,241,694</b>	<b>\$1,241,694</b>	<b>\$1,396,329</b>
Property Taxes	\$1,832,328	\$1,241,694	\$1,241,694	\$1,396,329
Sales Tax	\$0	\$0	\$0	\$0
Other Taxes	\$0	\$0	\$0	\$0
Licenses & Permits	\$0	\$0	\$0	\$0
Charges for Service	\$0	\$0	\$0	\$0
Fines & Forfeitures	\$0	\$0	\$0	\$0
Miscellaneous Revenue	\$0	\$0	\$0	\$0
Other Financing Sources	\$0	\$0	\$0	\$0
<b>Expenditures by Classification</b>	<b>\$1,972,040</b>	<b>\$1,241,694</b>	<b>\$1,241,694</b>	<b>\$1,457,209</b>
Personnel	\$0	\$0	\$0	\$0
Supplies	\$0	\$0	\$0	\$0
Services	\$0	\$0	\$0	\$0
Repairs & Maintenance	\$0	\$0	\$0	\$0
Utilities	\$0	\$0	\$0	\$0
Debt Service	\$1,972,040	\$1,241,694	\$1,241,694	\$1,457,209
Capital Outlay	\$0	\$0	\$0	\$0
Transfers Out	\$0	\$0	\$0	\$0
<b>Expenditures by Department</b>	<b>\$1,972,040</b>	<b>\$1,241,694</b>	<b>\$1,241,694</b>	<b>\$1,457,209</b>
General Services	\$1,972,040	\$1,241,694	\$1,241,694	\$1,457,209
Council	\$0	\$0	\$0	\$0
Town Manager	\$0	\$0	\$0	\$0
Town Secretary	\$0	\$0	\$0	\$0
Human Resources	\$0	\$0	\$0	\$0
Finance	\$0	\$0	\$0	\$0
Information Technology	\$0	\$0	\$0	\$0
Communications	\$0	\$0	\$0	\$0
Fire	\$0	\$0	\$0	\$0
Police	\$0	\$0	\$0	\$0
Municipal Court	\$0	\$0	\$0	\$0
Planning & Development	\$0	\$0	\$0	\$0
Public Works	\$0	\$0	\$0	\$0
Facilities	\$0	\$0	\$0	\$0
Parks & Recreation	\$0	\$0	\$0	\$0
<b>Contribution to (Use of) Fund Balance</b>	<b>-\$139,712</b>	<b>\$0</b>	<b>\$0</b>	<b>-\$60,880</b>
<b>Ending Fund Balance</b>	<b>\$0</b>	<b>\$0</b>	<b>\$0</b>	<b>-\$60,880</b>

**FISCAL YEAR 2025-2026 BUDGET**  
**Municipal Capital Improvement Fund**

	<b>FY2024 Actuals</b>	<b>FY2025 Adopted</b>	<b>FY2025 Amended</b>	<b>FY2026 Adopted</b>
<b>Revenue</b>	<b>\$209,435</b>	<b>\$75,000</b>	<b>\$75,000</b>	<b>\$75,000</b>
Property Taxes	\$0	\$0	\$0	\$0
Sales Tax	\$0	\$0	\$0	\$0
Other Taxes	\$0	\$0	\$0	\$0
Licenses & Permits	\$0	\$0	\$0	\$0
Charges for Service	\$0	\$0	\$0	\$0
Fines & Forfeitures	\$0	\$0	\$0	\$0
Miscellaneous Revenue	\$209,435	\$75,000	\$75,000	\$75,000
Other Financing Sources	\$0	\$0	\$0	\$0
<b>Expenditures by Classification</b>	<b>\$153,767</b>	<b>\$0</b>	<b>\$0</b>	<b>\$0</b>
Personnel	\$0	\$0	\$0	\$0
Supplies	\$0	\$0	\$0	\$0
Services	\$0	\$0	\$0	\$0
Repairs & Maintenance	\$0	\$0	\$0	\$0
Utilities	\$0	\$0	\$0	\$0
Debt Service	\$0	\$0	\$0	\$0
Capital Outlay	\$153,767	\$0	\$0	\$0
Transfers Out	\$0	\$0	\$0	\$0
<b>Expenditures by Department</b>	<b>\$153,767</b>	<b>\$0</b>	<b>\$0</b>	<b>\$0</b>
General Services	\$0	\$0	\$0	\$0
Council	\$0	\$0	\$0	\$0
Town Manager	\$0	\$0	\$0	\$0
Town Secretary	\$0	\$0	\$0	\$0
Human Resources	\$0	\$0	\$0	\$0
Finance	\$0	\$0	\$0	\$0
Information Technology	\$73,328	\$0	\$0	\$0
Communications	\$0	\$0	\$0	\$0
Fire	\$0	\$0	\$0	\$0
Police	\$0	\$0	\$0	\$0
Municipal Court	\$0	\$0	\$0	\$0
Planning & Development	\$0	\$0	\$0	\$0
Public Works	\$0	\$0	\$0	\$0
Facilities	\$0	\$0	\$0	\$0
Parks & Recreation	\$80,440	\$0	\$0	\$0
<b>Contribution to (Use of) Fund Balance</b>	<b>\$55,668</b>	<b>\$75,000</b>	<b>\$75,000</b>	<b>\$75,000</b>
<b>Ending Fund Balance</b>	<b>\$4,209,866</b>	<b>\$4,284,866</b>	<b>\$4,284,866</b>	<b>\$4,359,866</b>

**FISCAL YEAR 2025-2026 BUDGET**  
**Academy Capital Improvement Fund**

	<b>FY2024 Actuals</b>	<b>FY2025 Adopted</b>	<b>FY2025 Amended</b>	<b>FY2026 Adopted</b>
<b>Revenue</b>	<b>\$185,415</b>	<b>\$175,000</b>	<b>\$175,000</b>	<b>\$75,000</b>
Property Taxes	\$0	\$0	\$0	\$0
Sales Tax	\$0	\$0	\$0	\$0
Other Taxes	\$0	\$0	\$0	\$0
Licenses & Permits	\$0	\$0	\$0	\$0
Charges for Service	\$0	\$0	\$0	\$0
Fines & Forfeitures	\$0	\$0	\$0	\$0
Miscellaneous Revenue	\$185,415	\$75,000	\$75,000	\$75,000
Other Financing Sources	\$0	\$100,000	\$100,000	\$0
<b>Expenditures by Classification</b>	<b>\$574,979</b>	<b>\$0</b>	<b>\$0</b>	<b>\$0</b>
Personnel	\$0	\$0	\$0	\$0
Supplies	\$0	\$0	\$0	\$0
Services	\$57,478	\$0	\$0	\$0
Repairs & Maintenance	\$0	\$0	\$0	\$0
Utilities	\$0	\$0	\$0	\$0
Debt Service	\$0	\$0	\$0	\$0
Capital Outlay	\$517,500	\$0	\$0	\$0
Transfers Out	\$0	\$0	\$0	\$0
<b>Expenditures by Department</b>	<b>\$574,979</b>	<b>\$0</b>	<b>\$0</b>	<b>\$0</b>
General Services	\$574,979	\$0	\$0	\$0
Council	\$0	\$0	\$0	\$0
Town Manager	\$0	\$0	\$0	\$0
Town Secretary	\$0	\$0	\$0	\$0
Human Resources	\$0	\$0	\$0	\$0
Finance	\$0	\$0	\$0	\$0
Information Technology	\$0	\$0	\$0	\$0
Communications	\$0	\$0	\$0	\$0
Fire	\$0	\$0	\$0	\$0
Police	\$0	\$0	\$0	\$0
Municipal Court	\$0	\$0	\$0	\$0
Planning & Development	\$0	\$0	\$0	\$0
Public Works	\$0	\$0	\$0	\$0
Facilities	\$0	\$0	\$0	\$0
Parks & Recreation	\$0	\$0	\$0	\$0
<b>Contribution to (Use of) Fund Balance</b>	<b>-\$389,564</b>	<b>\$175,000</b>	<b>\$175,000</b>	<b>\$75,000</b>
<b>Ending Fund Balance</b>	<b>\$3,807,345</b>	<b>\$3,982,345</b>	<b>\$3,982,345</b>	<b>\$4,057,345</b>

# FISCAL YEAR 2025-2026 BUDGET

## Arts & Sciences Capital Improvement Fund

	FY2024 Actuals	FY2025 Adopted	FY2025 Amended	FY2026 Adopted
<b>Revenue</b>	<b>\$174,171</b>	<b>\$50,000</b>	<b>\$50,000</b>	<b>\$50,000</b>
Property Taxes	\$0	\$0	\$0	\$0
Sales Tax	\$0	\$0	\$0	\$0
Other Taxes	\$0	\$0	\$0	\$0
Licenses & Permits	\$0	\$0	\$0	\$0
Charges for Service	\$0	\$0	\$0	\$0
Fines & Forfeitures	\$0	\$0	\$0	\$0
Miscellaneous Revenue	\$174,171	\$50,000	\$50,000	\$50,000
Other Financing Sources	\$0	\$0	\$0	\$0
<b>Expenditures by Classification</b>	<b>\$0</b>	<b>\$0</b>	<b>\$0</b>	<b>\$0</b>
Personnel	\$0	\$0	\$0	\$0
Supplies	\$0	\$0	\$0	\$0
Services	\$0	\$0	\$0	\$0
Repairs & Maintenance	\$0	\$0	\$0	\$0
Utilities	\$0	\$0	\$0	\$0
Debt Service	\$0	\$0	\$0	\$0
Capital Outlay	\$0	\$0	\$0	\$0
Transfers Out	\$0	\$0	\$0	\$0
<b>Expenditures by Department</b>	<b>\$0</b>	<b>\$0</b>	<b>\$0</b>	<b>\$0</b>
General Services	\$0	\$0	\$0	\$0
Council	\$0	\$0	\$0	\$0
Town Manager	\$0	\$0	\$0	\$0
Town Secretary	\$0	\$0	\$0	\$0
Human Resources	\$0	\$0	\$0	\$0
Finance	\$0	\$0	\$0	\$0
Information Technology	\$0	\$0	\$0	\$0
Communications	\$0	\$0	\$0	\$0
Fire	\$0	\$0	\$0	\$0
Police	\$0	\$0	\$0	\$0
Municipal Court	\$0	\$0	\$0	\$0
Planning & Development	\$0	\$0	\$0	\$0
Public Works	\$0	\$0	\$0	\$0
Facilities	\$0	\$0	\$0	\$0
Parks & Recreation	\$0	\$0	\$0	\$0
<b>Contribution to (Use of) Fund Balance</b>	<b>\$174,171</b>	<b>\$50,000</b>	<b>\$50,000</b>	<b>\$50,000</b>
<b>Ending Fund Balance</b>	<b>\$3,083,372</b>	<b>\$3,133,372</b>	<b>\$3,133,372</b>	<b>\$3,183,372</b>



# FISCAL YEAR 2025-2026 BUDGET

## Utility Fund

	FY2024 Actuals	FY2025 Adopted	FY2025 Amended	FY2026 Adopted
<b>Revenue</b>	<b>\$9,217,149</b>	<b>\$6,352,500</b>	<b>\$6,352,500</b>	<b>\$8,066,500</b>
Property Taxes	\$0	\$0	\$0	\$0
Sales Tax	\$0	\$0	\$0	\$0
Other Taxes	\$0	\$0	\$0	\$0
Licenses & Permits	\$68,200	\$15,000	\$15,000	\$15,000
Charges for Service	\$8,195,111	\$6,087,000	\$6,087,000	\$7,551,500
Fines & Forfeitures	\$0	\$0	\$0	\$0
Miscellaneous Revenue	\$953,838	\$250,500	\$250,500	\$500,000
Other Financing Sources	\$0	\$0	\$0	\$0
<b>Expenditures by Classification</b>	<b>\$5,492,840</b>	<b>\$5,696,935</b>	<b>\$5,696,935</b>	<b>\$7,508,085</b>
Personnel	\$360,521	\$790,452	\$790,452	\$866,372
Supplies	\$125,704	\$67,900	\$67,900	\$31,000
Services	\$3,798,331	\$3,095,032	\$3,095,032	\$4,444,350
Repairs & Maintenance	\$378,568	\$245,100	\$245,100	\$441,800
Utilities	\$263,569	\$244,976	\$244,976	\$165,500
Debt Service	\$507,748	\$20,000	\$20,000	\$0
Capital Outlay	\$58,398	\$48,000	\$48,000	\$120,000
Transfers Out	\$0	\$1,185,475	\$1,185,475	\$1,439,063
<b>Expenditures by Department</b>	<b>\$5,492,840</b>	<b>\$5,696,935</b>	<b>\$5,696,935</b>	<b>\$7,508,085</b>
General Services	\$154,972	\$2,107,903	\$2,107,903	\$1,538,344
Council	\$0	\$0	\$0	\$0
Town Manager	\$17,924	\$0	\$0	\$101,088
Town Secretary	\$0	\$0	\$0	\$0
Human Resources	\$9,101	\$0	\$0	\$0
Finance	\$82,297	\$0	\$0	\$59,032
Information Technology	\$0	\$0	\$0	\$0
Communications	\$0	\$0	\$0	\$0
Fire	\$0	\$0	\$0	\$0
Police	\$0	\$0	\$0	\$0
Municipal Court	\$0	\$0	\$0	\$0
Planning & Development	\$0	\$0	\$0	\$0
Public Works	\$5,228,545	\$3,589,032	\$3,589,032	\$5,809,621
Facilities	\$0	\$0	\$0	\$0
Parks & Recreation	\$0	\$0	\$0	\$0
<b>Contribution to (Use of) Fund Balance</b>	<b>\$3,724,310</b>	<b>\$655,565</b>	<b>\$655,565</b>	<b>\$558,415</b>
<b>Ending Fund Balance</b>	<b>\$3,601,520</b>	<b>\$4,257,085</b>	<b>\$4,257,085</b>	<b>\$4,815,500</b>

# FISCAL YEAR 2025-2026 BUDGET

## Utility Debt Fund

	FY2024 Actuals	FY2025 Adopted	FY2025 Amended	FY2026 Adopted
<b>Revenue</b>	<b>\$0</b>	<b>\$1,065,475</b>	<b>\$1,065,475</b>	<b>\$1,349,063</b>
Property Taxes	\$0	\$0	\$0	\$0
Sales Tax	\$0	\$0	\$0	\$0
Other Taxes	\$0	\$0	\$0	\$0
Licenses & Permits	\$0	\$0	\$0	\$0
Charges for Service	\$0	\$0	\$0	\$0
Fines & Forfeitures	\$0	\$0	\$0	\$0
Miscellaneous Revenue	\$0	\$0	\$0	\$0
Other Financing Sources	\$0	\$1,065,475	\$1,065,475	\$1,349,063
<b>Expenditures by Classification</b>	<b>\$586,507</b>	<b>\$1,065,475</b>	<b>\$1,065,475</b>	<b>\$1,349,063</b>
Personnel	\$0	\$0	\$0	\$0
Supplies	\$0	\$0	\$0	\$0
Services	\$0	\$0	\$0	\$0
Repairs & Maintenance	\$0	\$0	\$0	\$0
Utilities	\$0	\$0	\$0	\$0
Debt Service	\$586,507	\$1,065,475	\$1,065,475	\$1,349,063
Capital Outlay	\$0	\$0	\$0	\$0
Transfers Out	\$0	\$0	\$0	\$0
<b>Expenditures by Department</b>	<b>\$586,507</b>	<b>\$1,066,975</b>	<b>\$1,066,975</b>	<b>\$1,349,063</b>
General Services	\$78,357	\$1,065,475	\$1,065,475	\$0
Council	\$0	\$0	\$0	\$0
Town Manager	\$0	\$0	\$0	\$0
Town Secretary	\$0	\$0	\$0	\$0
Human Resources	\$0	\$0	\$0	\$0
Finance	\$0	\$0	\$0	\$0
Information Technology	\$0	\$0	\$0	\$0
Communications	\$0	\$0	\$0	\$0
Fire	\$0	\$0	\$0	\$0
Police	\$0	\$0	\$0	\$0
Municipal Court	\$0	\$0	\$0	\$0
Planning & Development	\$0	\$0	\$0	\$0
Public Works	\$508,150	\$0	\$0	\$1,349,063
Facilities	\$0	\$0	\$0	\$0
Parks & Recreation	\$0	\$0	\$0	\$0
<b>Contribution to (Use of) Fund Balance</b>	<b>-\$586,507</b>	<b>\$0</b>	<b>\$0</b>	<b>\$0</b>
<b>Ending Fund Balance</b>	<b>\$0</b>	<b>\$0</b>	<b>\$0</b>	<b>\$0</b>

# FISCAL YEAR 2025-2026 BUDGET

## Utility Vehicle/Equipment Replacement Fund

	FY2024 Actuals	FY2025 Adopted	FY2025 Amended	FY2026 Adopted
<b>Revenue</b>	<b>\$5,839</b>	<b>\$121,500</b>	<b>\$121,500</b>	<b>\$90,000</b>
Property Taxes	\$0	\$0	\$0	\$0
Sales Tax	\$0	\$0	\$0	\$0
Other Taxes	\$0	\$0	\$0	\$0
Licenses & Permits	\$0	\$0	\$0	\$0
Charges for Service	\$0	\$0	\$0	\$0
Fines & Forfeitures	\$0	\$0	\$0	\$0
Miscellaneous Revenue	\$5,839	\$1,500	\$1,500	\$0
Other Financing Sources	\$0	\$120,000	\$120,000	\$90,000
<b>Expenditures by Classification</b>	<b>\$0</b>	<b>\$120,000</b>	<b>\$120,000</b>	<b>\$90,000</b>
Personnel	\$0	\$0	\$0	\$0
Supplies	\$0	\$0	\$0	\$0
Services	\$0	\$0	\$0	\$0
Repairs & Maintenance	\$0	\$0	\$0	\$0
Utilities	\$0	\$0	\$0	\$0
Debt Service	\$0	\$0	\$0	\$0
Capital Outlay	\$0	\$120,000	\$120,000	\$90,000
Transfers Out	\$0	\$0	\$0	\$0
<b>Expenditures by Department</b>	<b>\$0</b>	<b>\$120,000</b>	<b>\$120,000</b>	<b>\$90,000</b>
General Services	\$0	\$120,000	\$120,000	\$0
Council	\$0	\$0	\$0	\$0
Town Manager	\$0	\$0	\$0	\$0
Town Secretary	\$0	\$0	\$0	\$0
Human Resources	\$0	\$0	\$0	\$0
Finance	\$0	\$0	\$0	\$0
Information Technology	\$0	\$0	\$0	\$0
Communications	\$0	\$0	\$0	\$0
Fire	\$0	\$0	\$0	\$0
Police	\$0	\$0	\$0	\$0
Municipal Court	\$0	\$0	\$0	\$0
Planning & Development	\$0	\$0	\$0	\$0
Public Works	\$0	\$0	\$0	\$90,000
Facilities	\$0	\$0	\$0	\$0
Parks & Recreation	\$0	\$0	\$0	\$0
<b>Contribution to (Use of) Fund Balance</b>	<b>\$5,839</b>	<b>\$1,500</b>	<b>\$1,500</b>	<b>\$0</b>
<b>Ending Fund Balance</b>	<b>\$170,897</b>	<b>\$172,397</b>	<b>\$172,397</b>	<b>\$172,397</b>



## DEBT SERVICE LISTING

Debt Issuance Name	Type	Fund	Funding Source	Purpose	Entity	Rating	Issue Date	Call Date	Term (years)	Maturity	Rate	Original Issue Amount	Current Outstanding Amount	FY2026 P&I Requirement	Agency Fees
SERIES 2013 CO	Certificate of Obligation	510	Utility Fund	UF - Ground Storage Tank	Town	AAA	April 2013	Feb 2023	30	2043	2.00-4.00%	1,025,020	754,600	55,954	550
SERIES 2013 CO	Certificate of Obligation	300	Sales Tax	WA Expansion	Academy	AAA	April 2013	Feb 2023	30	2043	2.00-4.00%	8,294,800	6,105,400	452,715	550
SERIES 2013 GORB	General Obligation-Refunding	300	Sales Tax	WA - Refunding 2008	Academy	AAA	April 2013	Feb 2023	15	2028	2.00-2.50%	2,200,000	485,000	175,063	550
SERIES 2014 GORB	General Obligation-Refunding	310	Property Tax	WA - Refunding 2003 (2nd phase WA)	Academy	AAA	January 2014	Feb 2024	18	2032	2.00-5.00%	8,500,000	1,495,000	68,600	550
SERIES 2016 CO	Certificate of Obligation	300	Sales Tax	Fire Station Complex	Town	AAA	December 2016	Feb 2026	30	2046	3.00-4.00%	9,180,000	7,415,000	507,100	550
SERIES 2017 GORB	General Obligation-Refunding	300	Sales Tax	WA - Refunding 2007 (OG 2002)	Academy	AAA	February 2007	Feb 2027	30	2032	2.00-4.00%	5,795,000	4,950,000	810,500	550
SERIES 2018 CO	Certificate of Obligation (Taxable)	510	Utility Fund	UF - TWDN Water Main Ft Worth	Town	N/A	October, 2018	Aug 2028	20	2038	1.98-3.06%	2,100,000	1,545,000	143,638	550
SERIES 2021 CO	Certificate of Obligation	310	Property Tax	Capital Improvements	Town	AAA	September 2021	Feb 2030	20	2041	2.00-4.00%	3,215,000	2,715,000	204,300	500
SERIES 2021 GORB	General Obligation-Refunding	310	Property Tax	WA 25% Muni 75% - Refunding 2011 CO-GO	WA 25%/Town 75%	AAA	September 2021	Feb 2030	10	2031	2.00-4.00%	4,430,000	1,475,000	380,351	500
SERIES 2022 GORB	General Obligation-Refunding	510	Utility Fund	UF - Refunding Hillwood Debt	Town	AAA	March 2022	Feb 2031	25	2047	3.00-4.00%	14,920,000	12,910,000	868,900	550
SERIES 2023 TX TN	Texas Tax Note	310	Property Tax	WA - Modular Buildings	Academy	N/A	March 2023		7	2030	3.59%	3,552,000	2,627,000	573,550	550
SERIES 2025 CO	Certificate of Obligation	310	Property Tax	WA - Arts & Sciences Expansion	Academy	AAA	August 2025	Feb 2045	30	2055	5.25	4,000,000	4,000,000	227,758	550
SERIES 2025 CO	Certificate of Obligation	510	Utility Fund	UF - Water Improvements	Town	AAA	August 2025	Feb 2045	30	2055	5.25	5,380,000	5,380,000	278,371	550
TOTAL												72,591,820	51,857,000	4,746,800	7,050
TOTAL BUDGETED FY2026														4,753,850	