

Tarrant County Juvenile Services

2023 Annual Prison Rape Elimination Act (PREA) Data Report, Findings and Corrective Action

In accordance with 115.388 Prison Rape Elimination, Tarrant County Juvenile Services (TCJS) is required to collect, aggregate and publish all sexual abuse and sexual harassment data from our Pre-Adjudication facility. Tarrant County Juvenile Services also has the same data requirement for all contracted placement facilities required to be PREA compliant.

Tarrant County Juvenile Services

There were no incidents of youth-on-youth non-consensual sexual conduct allegation reported for our Pre-Adjudication facility for 2023.

The following numbers for CY2023 will be reported to the Bureau of Justice Statistics (BJS) in accordance with the PREA definitions and categories as follows:

- There were 0 allegation of Youth-on-Youth Non-Consensual Sexual Act
- There were 0 allegations of Youth-on-Youth Abusive Sexual Contact
- There were 0 allegations of Youth-on-Youth Sexual Harassment
- There were 0 allegations of Staff Sexual Misconduct
- There were 0 allegations of Staff Sexual Harassment

Progress in the Prevention of Detection of and Response to Sexual Abuse and Sexual Harassment


TCJS mandates zero tolerance toward all forms of sexual abuse and sexual harassment. In a continued effort to maintain compliance with PREA standards and to remain proactive in the prevention of sexual abuse and sexual harassment, TCJS ensures the following:

- TCJS completed its second PREA audit in November 2022. The on-site review was conducted November 7 – 9, 2022 and was certified PREA compliant on December 13, 2022.
- TCJS has implemented the policies, procedures and practices required by PREA Standards.
- We continue to provide PREA training to employees, volunteers and vendors who have contact with residents.
- Department administrators continue to conduct unannounced rounds in all facilities, on all shifts.
- A Behavior Screening is conducted on all residents at intake and throughout the resident's detainment to reduce the risk of sexual abuse by or upon a resident.
- All residents receive comprehensive education on sexual safety and TCJS policies related to sexual abuse and harassment.
- All allegations of sexual abuse and sexual harassment are investigated by specially trained staff investigators. Any conduct that appears to be criminal is reported to law enforcement.

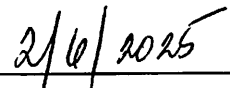
- TCJS maintains an MOU with the Women's Center of Tarrant County to provide supportive services to resident victims of sexual abuse.
- TCJS will undergo a third PREA audit in 2025.

TCJS Contract Residential Facilities

In 2023, TCJS had contracts with 12 residential facilities. All contract facilities are required to comply with PREA Standards in TCJS contract language, if applicable. In July 2016, our agency began obtaining incident-based data on sexual abuse and sexual harassment from our contract facilities. This data will be published on our agency website and a comparison of data will be conducted in the Annual Prison Rape Elimination Act (PREA) Data Report. Tarrant County Juvenile Services will continue to monitor our contract placement facilities in their efforts to comply with PREA standards.

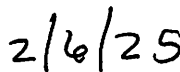

Shelley Aguirre


Deputy Assistant Director Quality Development & PREA Coordinator


Date


Jarreau Grant

Deputy Assistant Director of Institutional Services


Date


Ron Lewis

Deputy Director


Date

**TARRANT COUNTY JUVENILE PROBATION
SEXUAL ABUSE AND SEXUAL HARASSMENT AGGREGATE DATA**

Lynn W. Ross Juvenile Detention Facility

Allegation Type	CY2014	CY2015	CY2016	CY2017	CY2018	CY2019	CY2020
<i>Founded/Substantiated Allegations</i>							
Youth-on-Youth Nonconsensual Sexual Acts	0	0	0	0	0	0	0
Youth-on-Youth Abusive Sexual Contact	0	0	0	0	0	0	0
Youth-on-Youth Sexual Harassment	0	0	0	0	0	0	0
Staff Sexual Misconduct	0	0	0	0	0	0	0
Staff Sexual Harassment	0	0	0	0	0	0	0
<i>Inconclusive/Unsubstantiated Allegations</i>							
Youth-on-Youth Nonconsensual Sexual Acts	0	0	0	0	0	0	0
Youth-on-Youth Abusive Sexual Contact	0	0	0	0	0	0	0
Youth-on-Youth Sexual Harassment	0	0	0	0	0	0	0
Staff Sexual Misconduct	0	0	0	0	0	0	0
Staff Sexual Harassment	0	0	0	0	0	0	0
<i>Unfounded Allegations</i>							
Youth-on-Youth Nonconsensual Sexual Acts	0	0	0	0	0	0	0
Youth-on-Youth Abusive Sexual Contact	0	0	0	0	0	0	0
Youth-on-Youth Sexual Harassment	0	0	0	0	0	0	0
Staff Sexual Misconduct	0	0	0	0	0	0	0
Staff Sexual Harassment	0	0	0	0	0	0	0

CONTRACT RESIDENTIAL PLACEMENTS

Allegation Type		CY2015	CY2016	CY2017	CY2018	CY2019	CY2020
<i>Founded/Substantiated Allegations</i>							
Youth-on-Youth Nonconsensual Sexual Acts		0	0	0	5	4	12
Youth-on-Youth Abusive Sexual Contact		7	4	9	13	1	11
Youth-on-Youth Sexual Harassment		0	5	5	19	3	13
Staff Sexual Misconduct		0	0	0	2	7	17
Staff Sexual Harassment		1	9	2	1	0	4
<i>Inconclusive/Unsubstantiated Allegations</i>							
Youth-on-Youth Nonconsensual Sexual Acts		4	0	1	9	27	8
Youth-on-Youth Abusive Sexual Contact		11	6	22	16	19	5
Youth-on-Youth Sexual Harassment		0	4	5	10	20	7
Staff Sexual Misconduct		0	0	3	14	7	1
Staff Sexual Harassment		0	1	1	0	4	0
<i>Unfounded Allegations</i>							
Youth-on-Youth Nonconsensual Sexual Acts		4	0	0	1	1	4
Youth-on-Youth Abusive Sexual Contact		2	14	9	2	1	6
Youth-on-Youth Sexual Harassment		0	2	6	10	2	2
Staff Sexual Misconduct		1	4	10	15	7	14
Staff Sexual Harassment		0	23	0	3	3	4

Note: Data represents allegations and findings from all facilities TCJS contracts with, within that calendar year.

**TARRANT COUNTY JUVENILE PROBATION
SEXUAL ABUSE AND SEXUAL HARASSMENT AGGREGATE DATA**

Lynn W. Ross Juvenile Detention Facility

Allegation Type	CY2021	CY2022	CY2023	CY2024	CY2025	CY2026	CY2027
<i>Founded/Substantiated Allegations</i>							
Youth-on-Youth Nonconsensual Sexual Acts	0	0	0				
Youth-on-Youth Abusive Sexual Contact	0	0	0				
Youth-on-Youth Sexual Harassment	0	0	0				
Staff Sexual Misconduct	0	2	0				
Staff Sexual Harassment	0	0	0				
<i>Inconclusive/Unsubstantiated Allegations</i>							
Youth-on-Youth Nonconsensual Sexual Acts	1	0	0				
Youth-on-Youth Abusive Sexual Contact	0	0	0				
Youth-on-Youth Sexual Harassment	0	0	0				
Staff Sexual Misconduct	0	0	0				
Staff Sexual Harassment	0	0	0				
<i>Unfounded Allegations</i>							
Youth-on-Youth Nonconsensual Sexual Acts	0	0	0				
Youth-on-Youth Abusive Sexual Contact	0	0	0				
Youth-on-Youth Sexual Harassment	0	0	0				
Staff Sexual Misconduct	0	2	0				
Staff Sexual Harassment	0	0	0				

CONTRACT RESIDENTIAL PLACEMENTS

Allegation Type	CY2021	CY2022	CY2023	CY2024	CY2025	CY2026	CY2027
<i>Founded/Substantiated Allegations</i>							
Youth-on-Youth Nonconsensual Sexual Acts	7	2	2				
Youth-on-Youth Abusive Sexual Contact	5	3	2				
Youth-on-Youth Sexual Harassment	8	1	4				
Staff Sexual Misconduct	4	2	1				
Staff Sexual Harassment	1	2	0				
<i>Inconclusive/Unsubstantiated Allegations</i>							
Youth-on-Youth Nonconsensual Sexual Acts	13	5	10				
Youth-on-Youth Abusive Sexual Contact	12	9	4				
Youth-on-Youth Sexual Harassment	15	10	12				
Staff Sexual Misconduct	10	7	16				
Staff Sexual Harassment	4	2	2				
<i>Unfounded Allegations</i>							
Youth-on-Youth Nonconsensual Sexual Acts	1	1	2				
Youth-on-Youth Abusive Sexual Contact	6	6	0				
Youth-on-Youth Sexual Harassment	4	9	0				
Staff Sexual Misconduct	3	2	0				
Staff Sexual Harassment	1	1	0				

Note: Data represents allegations and findings from all facilities TCJS contracts with, within that calendar year.