

TARRANT COUNTY PUBLIC HEALTH DATA BRIEF



LIVE BIRTHS IN TARRANT COUNTY

- There were **27,100 live births** to Tarrant County residents in 2021
- In 2021 compared to 2012, Tarrant County had **significantly lower percentages of:**
 - Births to mothers with less than a high school education
 - Births to mothers that smoked during pregnancy
- In 2021 compared to 2012, Tarrant County had **significantly higher percentages of:**
 - Preterm births (<37 weeks gestation)
 - Low birth weight births (<2,500g)
 - Births that were first born children
 - Births that were singletons
 - Births in a freestanding birthing center or residence
 - Births to mothers with no prenatal care
 - Births to mothers age 40 years and older
 - Births to mothers with hypertension
 - Births to mothers with diabetes

Figure 1. Race/ethnicity among Tarrant County live births, 2021

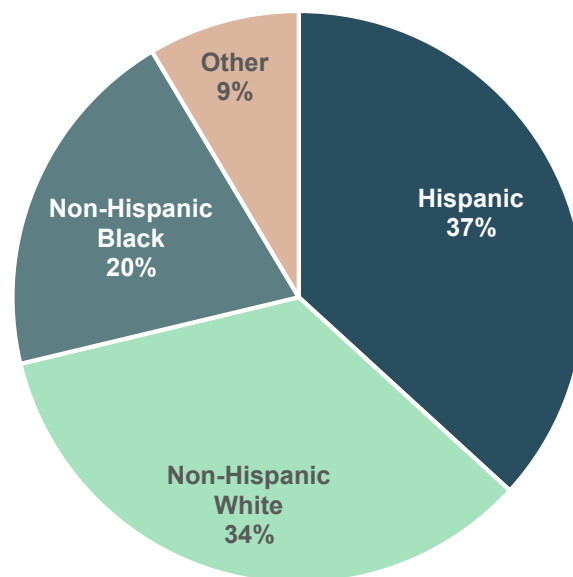
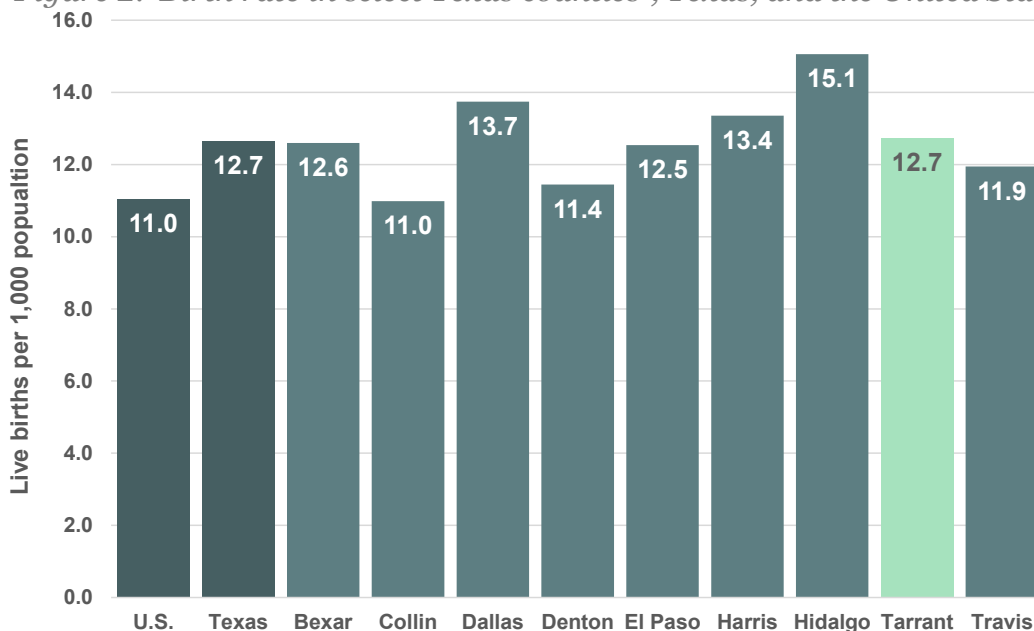


Figure 2. Birth rate in select Texas counties[†], Texas, and the United States, 2021



In 2021 the birth rate in Tarrant County was significantly higher than the United States

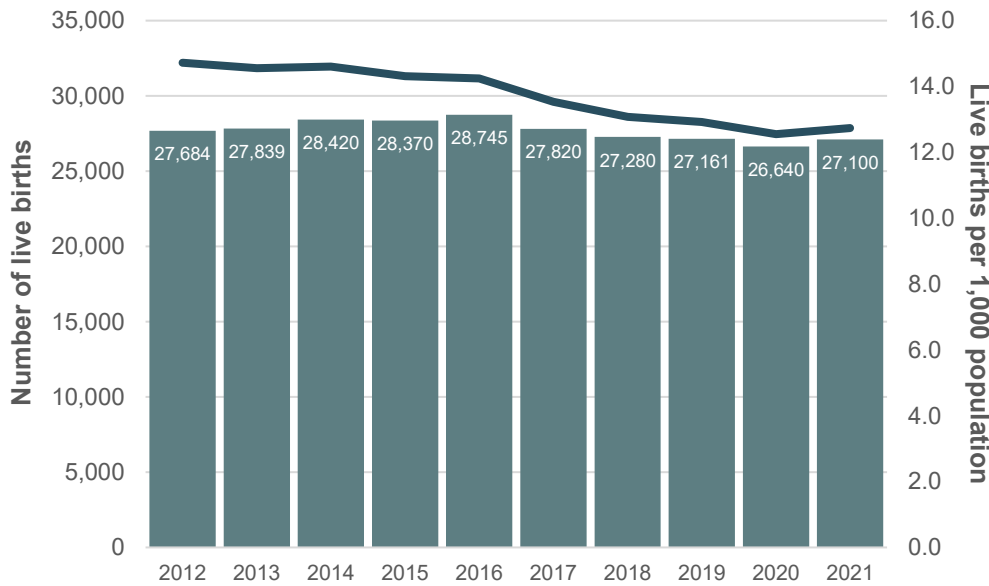
[†]Includes Texas counties with 10,000 or more live births in 2021

All significant differences detected with a p-value <0.05

Data sources: Texas Department of State Health Services, Centers for Disease Control and Prevention

Data Brief provided by: Office of Health Informatics

Figure 3. Live births and crude birth rate among Tarrant County residents, 2012 to 2021



The birth rate in Tarrant County decreased significantly from 2012 to 2021

Figure 4. Birth and maternal characteristics among Tarrant County live births, 2012 and 2021

Birth characteristics	2012	2021	Change
Preterm (<37 weeks gestation)	10.3%	11.2%	↑
Low birth weight (<2,500g)	8.3%	8.8%	↑
1st born child	37.7%	39.5%	↑
Singleton birth	96.5%	96.9%	↑
Cesarean delivery	34.0%	33.9%	↓
Born in birth center or residence	1.5%	2.7%	↑
Maternal characteristics	2012	2021	Change
No prenatal care	5.2%	9.9%	↑
Less than high school education	20.6%	12.1%	↓
Age 40 years and older	2.7%	3.2%	↑
Smoked during pregnancy	4.5%	1.6%	↓
Obese pre-pregnancy (BMI 30+)	23.9%	31.2%	↑
Hypertension (chronic or pregnancy related)	6.5%	10.0%	↑
Diabetes (chronic or pregnancy related)	5.7%	7.0%	↑

Resources available at Tarrant County Public Health
[\[health.tarrantcounty.com\]](http://health.tarrantcounty.com)

- **Nurse Family Partnership:** Home nurse visits for eligible first time moms throughout their pregnancy and until their baby turns 2 years old
- **WIC:** Helps families eat well, learn about nutrition, and stay healthy
- **17P Initiative:** Case management for pregnant women at risk for a repeat preterm birth
- **Health For Me:** Self-management class for persons with diabetes, obesity, hypertension, and other chronic conditions
- **Live Tobacco Free:** Free tobacco cessation class for adults

Note: Any up or down arrows denote statistically significant change from 2012 to 2021 (p<0.05)