

TARRANT COUNTY PUBLIC HEALTH DATA BRIEF



INFANT MORTALITY IN TARRANT COUNTY

- In 2023*, the Tarrant County infant mortality rate was **6.88** per 1,000 live births, a **5% decrease** from 2014 and above the Healthy People 2030 goal of 5.0 per 1,000 live births
- Tarrant County had the **highest** infant mortality rate among the nine Texas counties with at least 10,000 live births in 2023*
- The infant mortality rate among **non-Hispanic black** residents **decreased 22%** from 2014 to 2023*, but still **remained higher** each year than all other race/ethnicity groups in Tarrant County
- Out of the 71 rankable causes of infant death, **five** were responsible for **more than 60%** of all deaths among Tarrant County infants from 2019-2023*
- Birth defects** were the leading causes of infant death in Tarrant County, responsible for over **1 out of 5** infant deaths from 2019-2023*

52 fewer infant deaths in 2023 would lower the Tarrant County infant mortality rate to the Healthy People 2030 goal of 5.0

Figure 1. Infant mortality in Tarrant County, Texas, and United States, 2023*

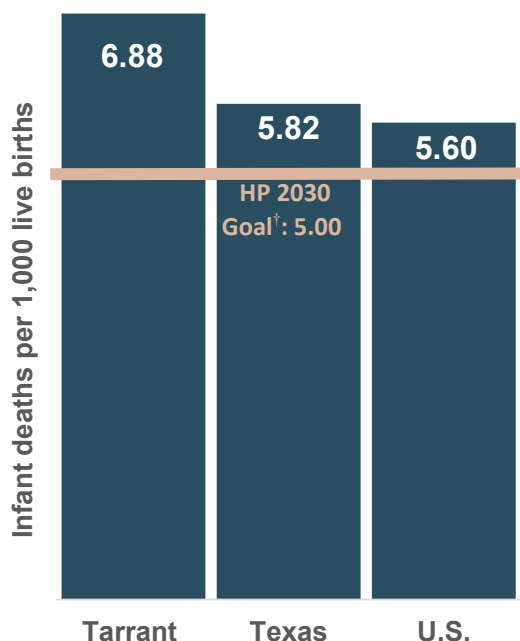
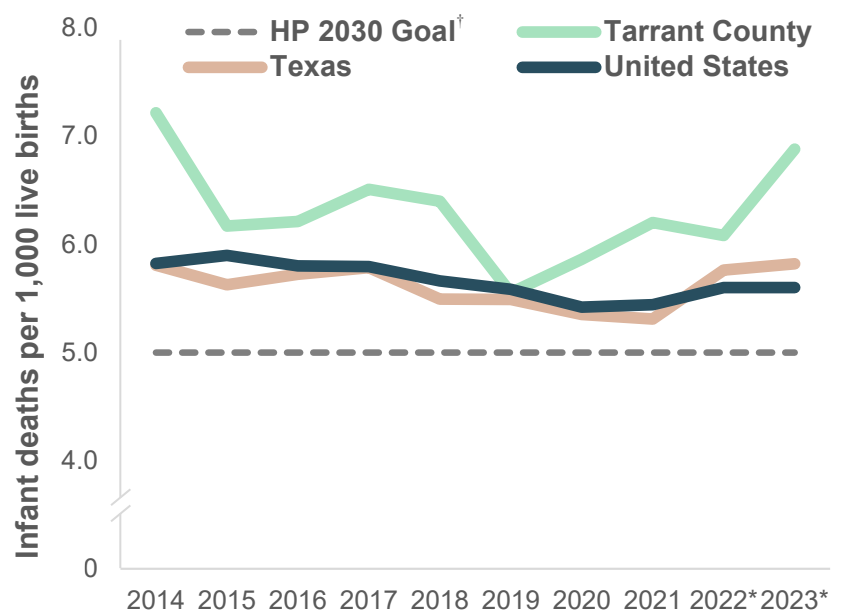


Figure 2. Infant mortality in Tarrant County, Texas, and United States, 2014-2023*



*2022 and 2023 data are provisional and subject to change, IMR = Infant Mortality Rate = number of deaths among infants less than one year of age per 1,000 live births, †HP 2030 Goal = Healthy People 2030 Objective: decrease infant mortality to 5.0 infant deaths per 1,000 live births

Data sources: Texas Department of State Health Services, Centers for Disease Control and Prevention
Data Brief provided by: Statistical Analysis Team

SEPTEMBER 2025
TARRANT COUNTY PUBLIC HEALTH

Figure 3. Infant mortality in Texas counties with 10,000+ live births, 2023*

	2023 IMR	Percent change from 2022
Tarrant	6.88	13.16
Dallas	6.83	0.59
Bexar	6.67	3.73
Harris	6.12	14.39
El Paso	6.06	6.50
Collin	5.11	19.11
Hidalgo	4.73	-26.78
Denton	3.98	-21.03
Travis	2.84	-28.10

Figure 4. Infant mortality by race/ethnicity among Tarrant County residents, 2014-2023*

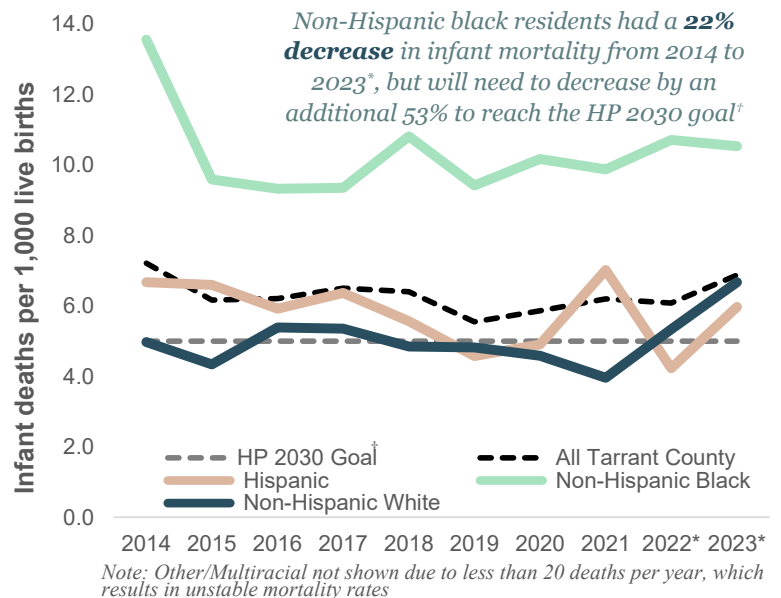
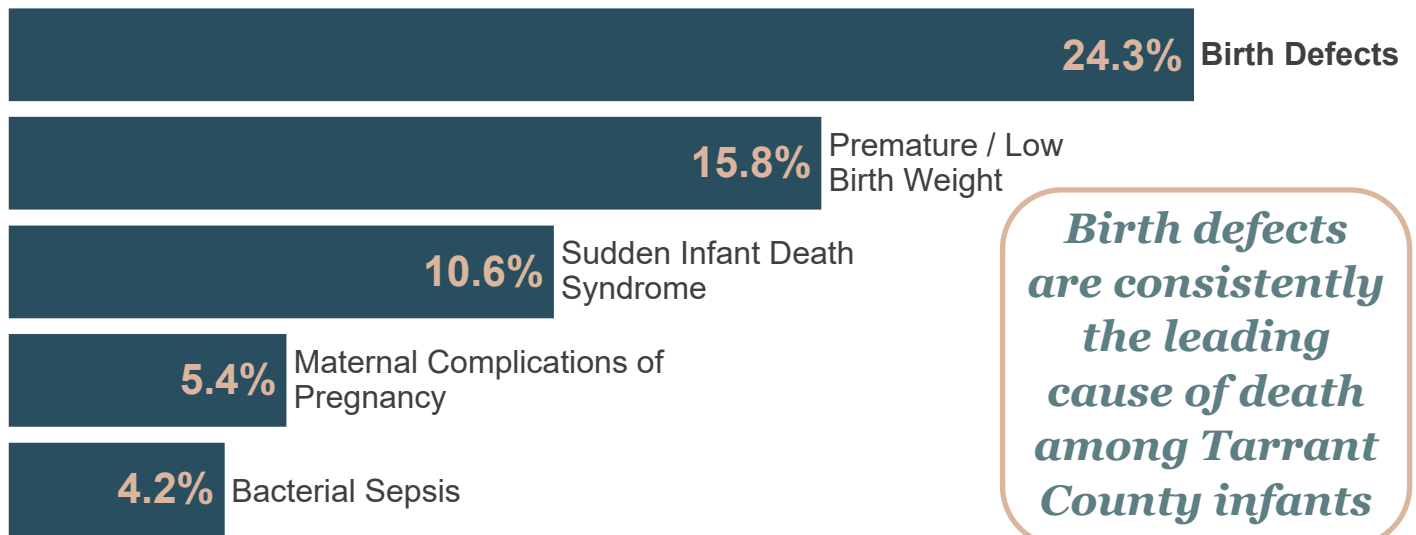


Figure 5. Leading causes of death among Tarrant County infants, 2019-2023*



Resources available at Tarrant County Public Health

Family Health Services:

[\[www.tarrantcountytx.gov/en/public-health/family-health-services.html\]](http://www.tarrantcountytx.gov/en/public-health/family-health-services.html)

- **Nurse Family Partnership:** Home nurse visits for eligible first time moms throughout their pregnancy and until their baby turns 2 years old
- **WIC:** Helps families eat well, learn about nutrition, and stay healthy
- **Pregnancy Risk Reduction:** Connection to community resources, health & wellness education, and stress management classes for any pregnant person who is at risk of having a preterm birth

Health For Me:

[\[www.tarrantcountytx.gov/en/public-health/family-health-services/chronic-disease-prevention/health-for-me.html\]](http://www.tarrantcountytx.gov/en/public-health/family-health-services/chronic-disease-prevention/health-for-me.html)

Self-management class for persons with diabetes, obesity, hypertension, and other chronic conditions

For other community resources: Call 2-1-1

*2022 and 2023 data are provisional and subject to change, IMR = Infant Mortality Rate = number of deaths among infants less than one year of age per 1,000 live births. †HP 2030 Goal = Healthy People 2030 Objective: decrease infant mortality to 5.0 infant deaths per 1,000 live births

Data sources: Texas Department of State Health Services, Centers for Disease Control and Prevention

Data Brief provided by: Statistical Analysis Team