

TARRANT COUNTY PUBLIC HEALTH DATA BRIEF



INFANT MORTALITY IN TARRANT COUNTY

- In 2024, the Tarrant County infant mortality rate was **5.63** per 1,000 live births, a **9% decrease** from 2015 and above the Healthy People 2030 goal of 5.0 per 1,000 live births
- Tarrant County had the **fourth highest** infant mortality rate among the nine Texas counties with at least 10,000 live births in 2024
- Tarrant County would need **18 fewer infant deaths** in 2024 to **meet the Healthy People 2030 Objective** of 5.0 infant deaths per 1,000 live births
- Out of the 71 rankable causes of infant death, **five** were responsible for **more than half** of all deaths among Tarrant County infants from 2020-2024
- Birth defects** were the leading causes of infant death in Tarrant County, responsible for **1 out of 4** infant deaths from 2020-2024

*In 2024, the infant mortality rate among non-Hispanic Black residents was **8.29** per 1,000 live births, which was a **historic low**, but still remained higher than all other race/ethnicity groups in Tarrant County*

Figure 1. Infant mortality in Tarrant County, Texas, and United States, 2024

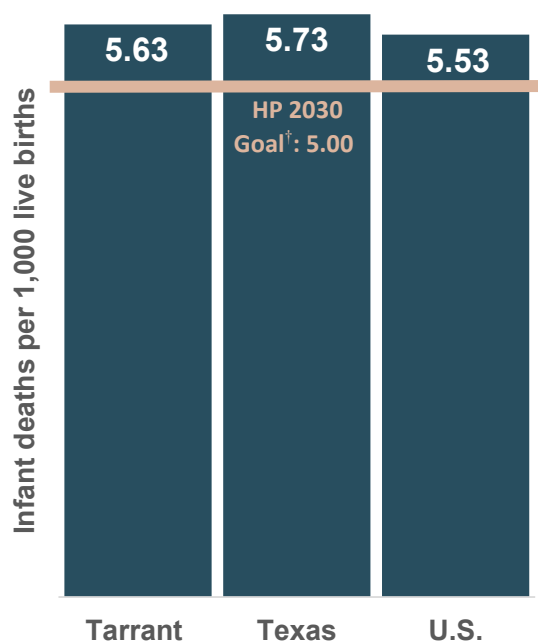
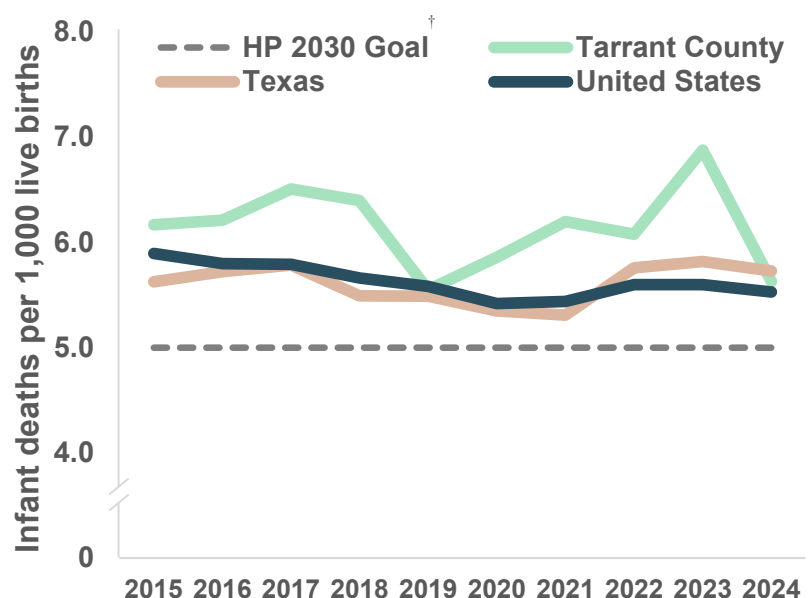


Figure 2. Infant mortality in Tarrant County, Texas, and United States, 2015-2024



2023 and 2024 data are provisional and subject to change, IMR = Infant Mortality Rate = number of deaths among infants less than one year of age per 1,000 live births, †HP 2030 Goal = Healthy People 2030 Objective: decrease infant mortality to 5.0 infant deaths per 1,000 live births

Data sources: Texas Department of State Health Services, Centers for Disease Control and Prevention
Data Brief provided by: Statistical Analysis Team

DECEMBER 2025
TARRANT COUNTY PUBLIC HEALTH

Figure 3. Infant mortality in Texas counties with 10,000+ live births, 2024

	2024 IMR	Percent change from 2023
Bexar	6.79	1.80
Dallas	5.97	-12.59
Harris	5.94	-2.94
Tarrant	5.63	-18.17
El Paso	5.37	-11.39
Collin	5.20	1.76
Hidalgo	5.09	7.61
Travis	4.14	45.77
Denton	4.13	3.77

Figure 4. Infant mortality by race/ethnicity among Tarrant County residents, 2015-2024

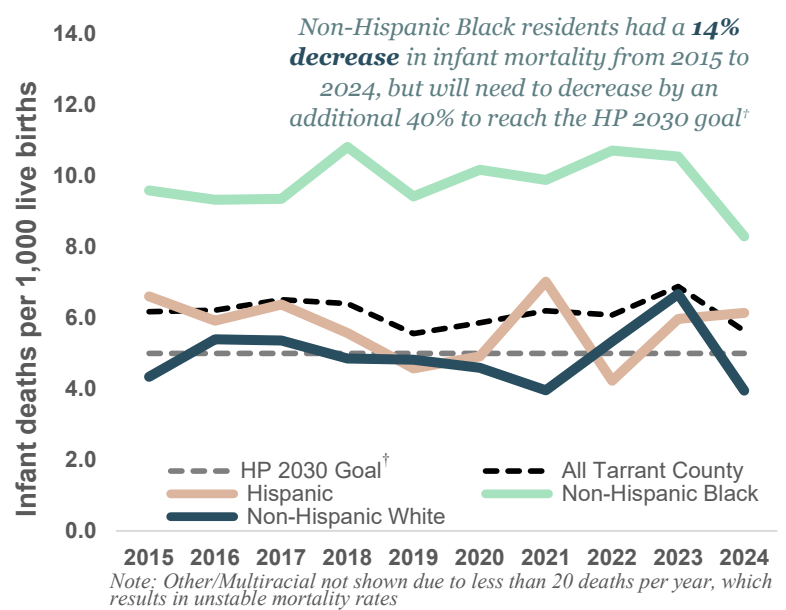
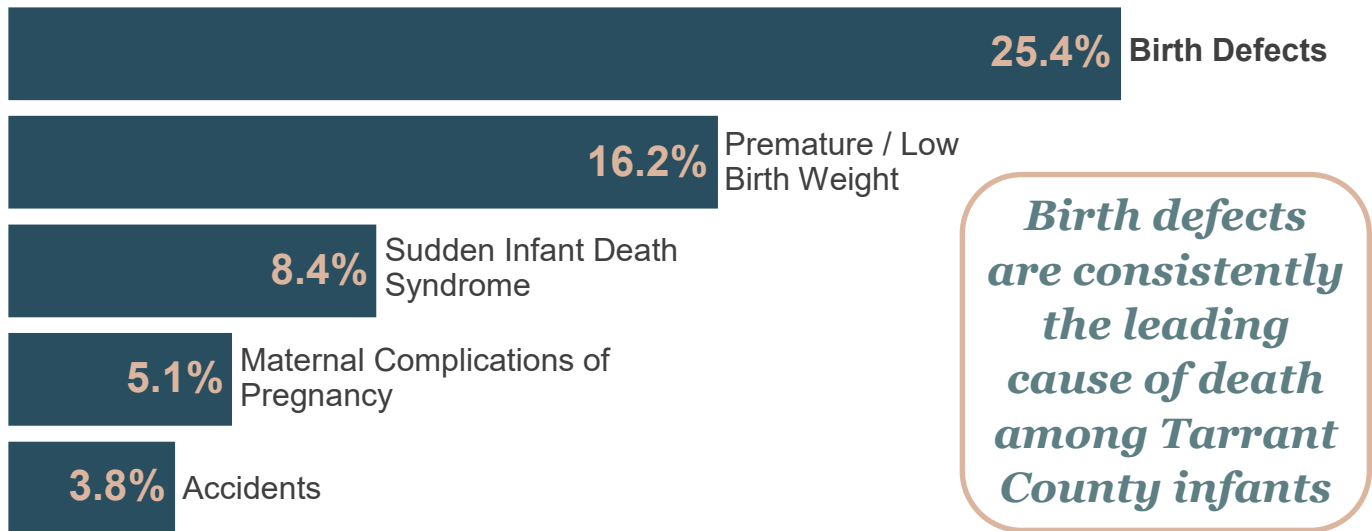


Figure 5. Leading causes of death among Tarrant County infants, 2020-2024



Resources available at Tarrant County Public Health

Family Health Services:

[\[www.tarrantcountytx.gov/en/public-health/family-health-services.html\]](http://www.tarrantcountytx.gov/en/public-health/family-health-services.html)

- **Nurse Family Partnership:** Home nurse visits for eligible first time moms throughout their pregnancy and until their baby turns 2 years old
- **WIC:** Helps families eat well, learn about nutrition, and stay healthy
- **Pregnancy Risk Reduction:** Connection to community resources, health & wellness education, and stress management classes for any pregnant person who is at risk of having a preterm birth

Health For Me:

[\[www.tarrantcountytx.gov/en/public-health/family-health-services/chronic-disease-prevention/health-for-me.html\]](http://www.tarrantcountytx.gov/en/public-health/family-health-services/chronic-disease-prevention/health-for-me.html)

Self-management class for persons with diabetes, obesity, hypertension, and other chronic conditions

For other community resources: Call 2-1-1

2023 and 2024 data are provisional and subject to change, Accidents = Unintentional Injuries, IMR = Infant Mortality Rate = number of deaths among infants less than one year of age per 1,000 live births. †HP 2030 Goal = Healthy People 2030 Objective: decrease infant mortality to 5.0 infant deaths per 1,000 live births

Data sources: Texas Department of State Health Services, Centers for Disease Control and Prevention
Data Brief provided by: Statistical Analysis Team

DECEMBER 2025
TARRANT COUNTY PUBLIC HEALTH