

# Tarrant County Public Health Heat-Related Illnesses and Deaths

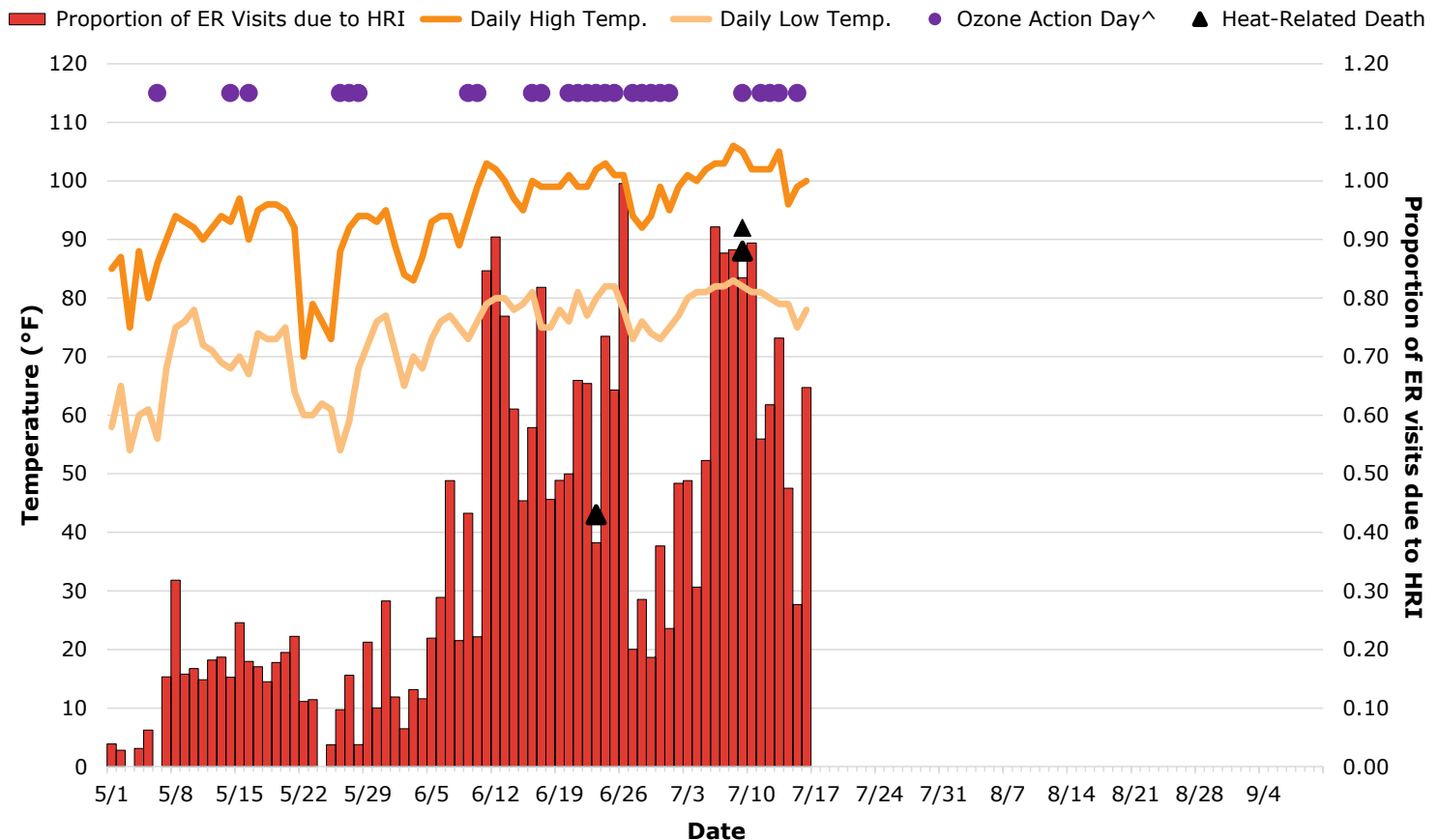


MMWR Week 28 (July 10 – July 16, 2022)

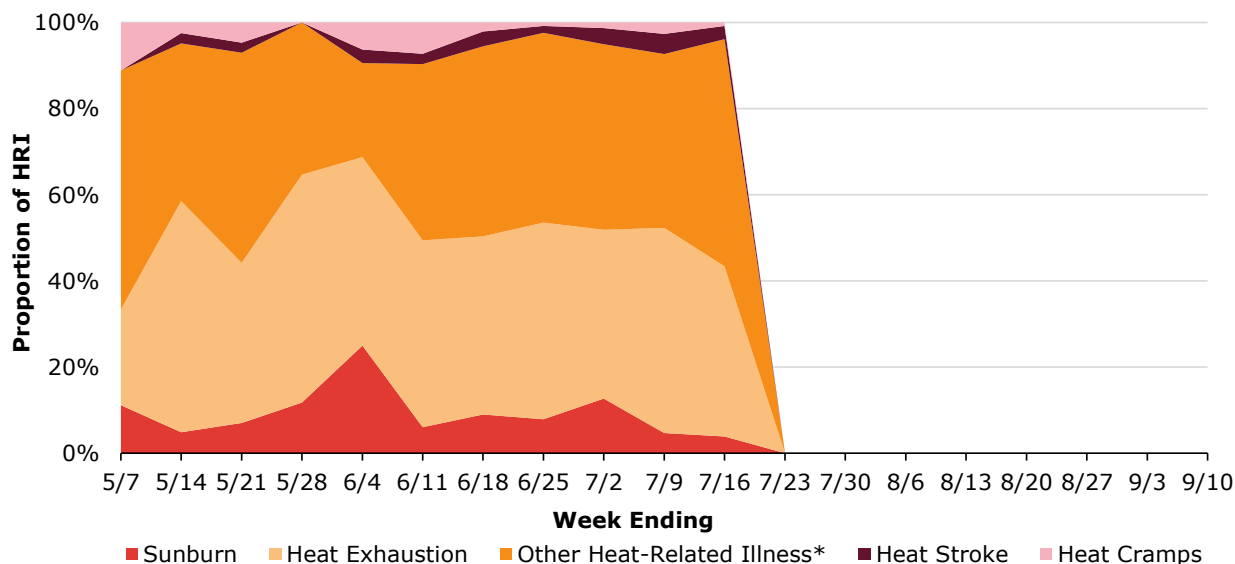
## Summary

- **Other** was the most observed heat-related illness (HRI) category during the week of July 10 – July 16, accounting for **53%** of HRI cases that week
- The most observed HRI categories for the 2022 season so far are **Heat Exhaustion** and **Other**, each accounting for **43%** of all HRI cases
- The highest percentages of HRI cases this season are among **Males (67%)** and adults **aged 25-44 years (36%)**
- As of July 16, there have been **26 Ozone Action Days** reported in the 2022 season. Twenty-four days had an ozone category of '**Unhealthy for Sensitive Groups**' and two days had an ozone category of '**Unhealthy**'
- As of July 16, there have been **three confirmed heat-related deaths** reported in the 2022 season. Two of the deaths were **Female** and all three were in the **65+ year age group**

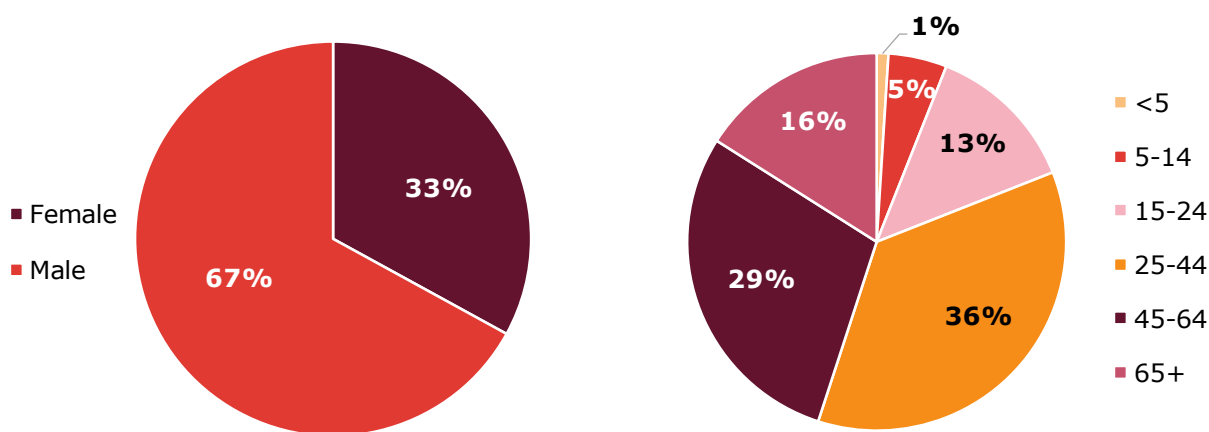
**Figure 1. Daily proportion of ER visits due to HRI with temperature highs and lows and Ozone Action Days, Tarrant County, May 1 – July 16, 2022**



**Figure 2. Weekly proportion of HRI by type, Tarrant County, May 1 – July 16, 2022**




**Figure 3. HRI by gender and age group, Tarrant County, May 1 – July 16, 2022**



\*Other HRI includes heat exposure, rash, sickness/illness, stress, and syncope; overheating; and other HRIs not listed in Figure 2  
 ^Ozone Action Days occur when the ozone category is Unhealthy for Sensitive Groups, Unhealthy, Very Unhealthy, or Hazardous. These categories are determined by the daily air quality index (AQI)  
 Data source: Syndromic Surveillance (NTXSS ESSENCE 1.22) from 100 hospitals that voluntarily provide data based on chief complaints and discharge diagnosis of Tarrant County residents admitted to Emergency Departments in North Central Texas  
 Data source: National Weather Services; daily temperatures reported from the Dallas-Fort Worth International Airport  
 Data source: AirNow.gov (Texas Commission on Environmental Quality and the EPA); daily ozone data based on the AQI and reported from the Dallas-Fort Worth International Airport  
 Data source: Tarrant County Medical Examiner's Office; data subject to change due to on-going investigations

**Populations at greater risk of developing heat-related illnesses:**

- Children and infants
- Households without air conditioning
- Older adults (aged 65+)
- Outdoor workers
- People exercising and playing sports outdoors
- People with chronic health conditions
- Pregnant women



**Learn more about heat-related illnesses and how to prevent them:**

- [access.tarrantcounty.com/en/public-health/disease-control---prevention/when-it-s-hot-as-heck.html](https://access.tarrantcounty.com/en/public-health/disease-control---prevention/when-it-s-hot-as-heck.html)
- [cdc.gov/disasters/extremeheat/index.html](https://cdc.gov/disasters/extremeheat/index.html)
- [epa.gov/natural-disasters/extreme-heat](https://epa.gov/natural-disasters/extreme-heat)
- <https://www.weather.gov/safety/heat>