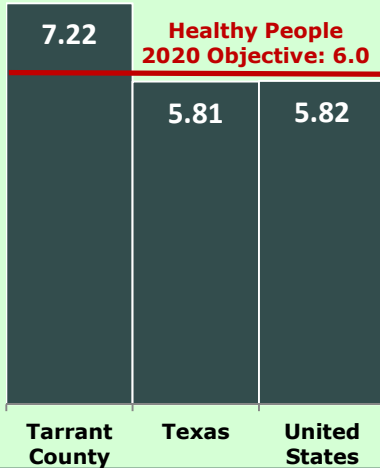


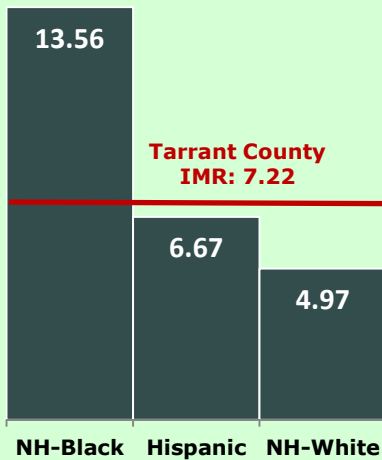
INFANT MORTALITY IN TARRANT COUNTY

2014 Summary

Local, State, & National Infant Mortality Rate, 2014



Tarrant County IMR by Race/Ethnicity, 2014



IN TARRANT COUNTY FROM 2010 TO 2014, THE MORTALITY RATE AMONG NON-HISPANIC BLACK INFANTS **DECREASED 23%.**

IN 2014, TARRANT COUNTY HAD THE **HIGHEST INFANT MORTALITY RATE** AMONG TEXAS COUNTIES WITH 10,000 OR MORE LIVE BIRTHS

Countries with 10,000+ live births

County	2014 IMR	Percent Change from 2013
Tarrant	7.22	1.55
Dallas	6.89	4.08
Harris	6.02	-11.08
Hidalgo	5.21	1.96
El Paso	5.01	7.97
Bexar	5.00	-17.22
Travis	4.94	29.32
Collin	4.59	15.91

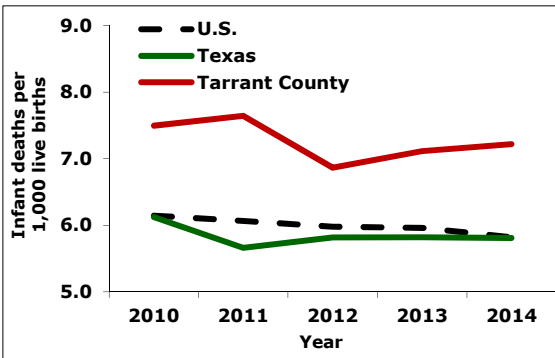
Vertical text: Texas = 5.81, HP 2020 = 6.00

Cities with 5,000+ live births

City	2014 IMR	Percent Change from 2013
Fort Worth	8.51	-0.93
Dallas	7.21	0.42
Laredo	6.69	73.32
Arlington	6.66	44.47
Houston	6.07	-12.41
San Antonio	5.28	-19.27
El Paso	5.10	11.35
Austin	4.43	5.48

Vertical text: Texas = 5.81, HP 2020 = 6.00

34 FEWER INFANT DEATHS A YEAR WOULD LOWER THE TARRANT COUNTY IMR TO THE HEALTHY PEOPLE 2020 OBJECTIVE OF 6.0

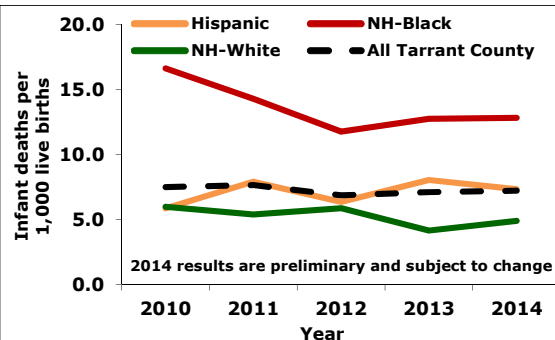


IMR = Infant Mortality Rate = number of infant deaths per 1,000 live births

NH = Non-Hispanic

Data source: Texas Department of State Health Services

Analyses conducted by: Division of Epidemiology and Health Information, Tarrant County Public Health



1101 S. MAIN STREET
FORT WORTH, TEXAS 76104
(817) 321-4700
[HTTP://HEALTH.TARRANTCOUNTY.COM](http://health.tarrantcounty.com)

TARRANT COUNTY PUBLIC HEALTH

[f](#)
[in](#)
[g+](#)

[i](#)
[v](#)

[t](#) @TCPHWETS