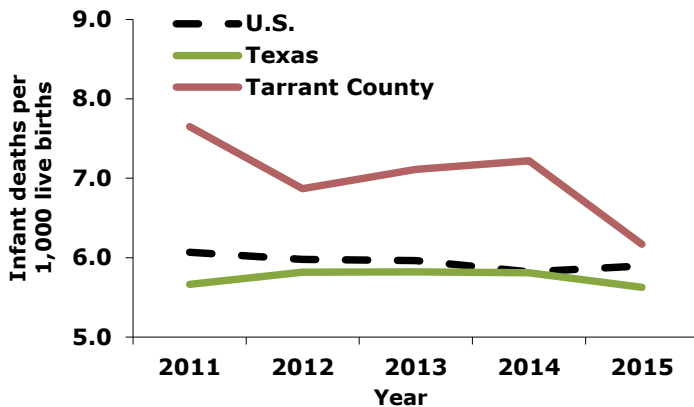


# INFANT MORTALITY IN TARRANT COUNTY

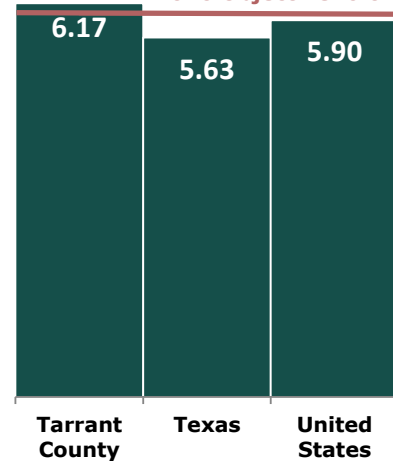
## 2015 Summary

The infant mortality rate for Tarrant County was 6.17 infant deaths per 1,000 live births, a **historic low**



### Local, State, & National Infant Mortality Rate, 2015

Healthy People 2020 Objective: 6.0



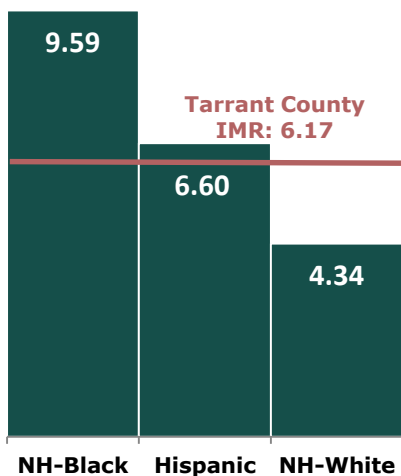
**5** fewer infant deaths a year would lower the Tarrant County IMR to the Healthy People 2020 Objective of 6.0

In 2015, Tarrant County had the **3rd highest infant mortality rate** among Texas counties with 10,000 or more live births

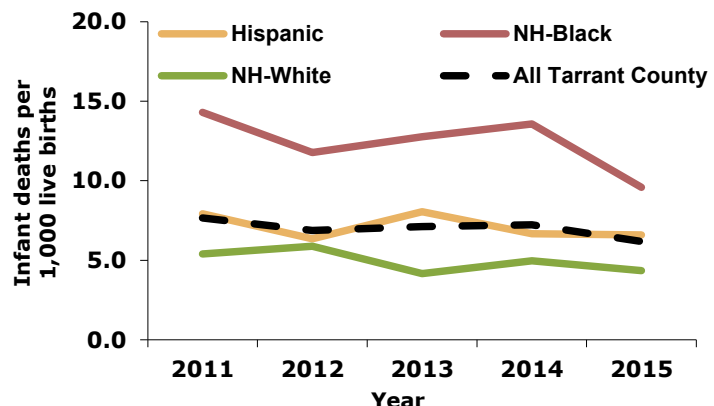
County	2015 IMR	Percent Change from 2014
Dallas	6.81	-1.16
Bexar	6.32	26.40
Tarrant	6.17	-14.54
Harris	5.76	-4.32
Hidalgo	4.66	-10.56
El Paso	4.22	-15.77
Collin	4.03	-12.20
Travis	3.99	-19.23
Denton	3.49	-33.78

Vertical labels: Texas = 5.63, HP 2020 = 6.00

### Tarrant County IMR by Race/Ethnicity, 2015



In Tarrant County from 2011 to 2015, the mortality rate among Non-Hispanic Black infants **decreased 33%**



IMR = Infant Mortality Rate = number of infant deaths per 1,000 live births NH = Non-Hispanic  
 Data source: Texas Department of State Health Services, Centers for Disease Control and Prevention  
 Analyses conducted by: Division of Epidemiology and Health Information, Tarrant County Public Health