

# **Community Themes and Strengths Assessment**

*Results Report for Tarrant County  
January 2013*



**TARRANT COUNTY  
VOICES FOR HEALTH**

Empowered People Living Healthy in a Vibrant and Safe Community

## **About Tarrant County Voices for Health:**

We are representatives from health and human services organizations, neighborhoods, businesses, and local government working together to develop a strategic community health improvement plan for Tarrant County.

## COMMUNITY THEMES AND STRENGTHS ASSESSMENT SUBCOMMITTEE:

In 2012, Tarrant County Public Health gathered a diverse group of community leaders to participate in the Mobilizing Action through Partnership and Planning (MAPP) process. When it came time to conduct the Community Themes and Strengths Assessment (CTSA), a subcommittee of invested community volunteers championed the task.

The CTSA Subcommittee tasks included:

- Identify representative areas in which to conduct research
- Develop timely and effective methods to capturing data
- Establish a means to report key findings back to the MAPP Steering Committee and eventually to the community at-large.

The stated purpose within the MAPP process for the CTSA was to gage community perspective around three main areas:

- 1) What public health driven concerns, opinions, and issues are of interest to residents?
- 2) What is the general perception around quality of life?
- 3) What community assets or resources exists that can improve community health?

Through the CTSA process, the MAPP Steering Committee will learn more about the assets, opinions and potential of our neighborhoods. When combined with the results of other concurrently run assessments, the MAPP Steering Committee should have a robust overview of needs and resources that will help strategically prioritize the next steps for public health in Tarrant County.

The CTSA Subcommittee is comprised of graduate students from the school of public health, non-profit executives, hospital personnel, academic professionals and public health leaders who volunteered their time to collect over 300 responses in 6 key zip code based areas.

- Leslie Casey, (Co-Chair)
- Lisa Cox (Co-Chair)
- Tracie Bryant
- Dawn Dickerson
- Jen Ebel
- Suze Etienne
- Doug Fabio
- Julie Herrmann
- Sandy Asari-Hogan
- Yvette M. Jones (MAPP Coordinator)
- James Lawrence
- Opal Lee
- Marcela Nava
- Debra Rockmore
- Dana Tarter

## METHODOLOGY:

### LOCATION IDENTIFICATION

Recognizing the size and breadth of Tarrant County, the subcommittee divided the county into more accessible regions. Because precincts are commonly used for zoning in research and planning, the committee chose to first divide the county by established precinct lines. A “central city” region was added, totaling 5 sub-county areas. In order to gain a more comprehensive snapshot of the community perspective, a map identifying socioeconomic status of residents was utilized to select zip codes. In addition, the committee sought to have a broad representation of economic status, varying education levels, and population density in each area.

Identified Zip Codes\*:

- 76020: Azle (later omitted)
- 76021: Bedford
- 76105: Central Fort Worth/  
Tarrant County
- 76132: Hulen/South Fort Worth
- 76262: Westlake/Keller
- 76063: Mansfield

\*As the data was compiled from these zip codes, it was found that there was a lack of representation from the Hispanic and Latino community. To accommodate for this, the addition of a sub-county area, 76106 (Northside), was made.

### DATA COLLECTION TOOLS

#### **SURVEYS**

After identifying perspective locations for data collection, two surveys were created. The compiled survey questions were inspired by the National Association of County and City Health Officials (NACCHO). Sample assessments conducted by other communities who have participated in the MAPP process were available for reference. Each survey was reviewed by the subcommittee with adjustments and additions made according to the relevance within Tarrant County.

#### **Community Themes & Strengths Assessment Survey (Long Version):**

A twenty-two question survey established as an assessment tool to conduct evidence-based research in conjunction with focus groups (Attachment A). The length of the survey required a minimum of one hour. Participants were asked to complete the survey which was followed by a facilitated discussion on two pre-identified survey questions. The identified questions were selected as discussion questions due to their relevance in relation to the goals of the committee. By facilitating an open discussion around these questions, participants were able to identify

what was important to them as a community and identify existing assets within their community.

**Discussion Questions:** Obtained from a survey provided by NACCHO, these two questions were used to facilitate a discussion with participants:

Survey Question #1: What three factors did you list as, “The **three most important factors that define a “Healthy Community”**”? (Those factors that most improve the quality of life in the neighborhood in which you reside)

- A. *Experience:* How do you or your neighbors currently participate in this activity? What are the health implications? Is there a lack of “x”? Why do you feel it’s most important?
- B. *Knowledge:* What services are available in your neighborhood to help address this activity?

Survey Question #11: In the following list, what do you think are the **three most important “risky behaviors”** in our community?

(Behaviors that have the greatest impact on overall community health)

- A. *Experience:* How do you or your neighbors currently participate in this activity? What are the health implications? Why do you feel it’s most important?
- B. *Knowledge:* What services are available in your neighborhood to help address this activity? (This is part of the asset mapping portion of our study – Make sure they are specific in telling you organization/person’s name/location.)

### **Community Themes & Strengths Assessment Survey (For Events):**

This survey was created to collect information from individuals attending community events (Attachment B). Recognizing that participants would be preoccupied with the event they were attending, the survey was created to be concise with a completion time of 5 – 10 minutes. Observing the objectives for gathering this information and aligning the data collecting tools, the questions for this survey included the two questions selected for discussion in the long survey, listed above. In addition, participants were asked to list specific assets within their community pertaining to people, places and communication.

### **PHOTOVOICE**

The youth perspective of community was captured in an activity called PhotoVoice; a participatory research method that merges photography and social action. The youth, ages 11-13, were members of the KEEN (Kids Environmental Education Network) Group that bring environmental education, healthy activities and the arts to deserving low-income youth. Participants were asked to take photographs that reflect their point of view and create narratives

to present to their community. Participants expressed their thoughts and opinions in photographs based on two questions:

- How healthy do you think your community is to live in?
- Can you identify people, places and things that help improve the health of the community?

## **DATA COLLECTION**

### **LOCAL PUBLIC HEALTH SYSTEM ASSESSMENT RETREAT**

The subcommittee distributed the survey and conducted an interactive table exercise with 51 key community leaders including those from non-profit and grassroots organizations, hospitals, state and federal agencies, corporations, residents, etc. at a Local Public Health System Assessment Retreat. Attendees were asked to fill out the 22-question survey through the course of the morning. During their lunch break, subcommittee members guided groups of 6-8 individuals through a process identifying assets within their community using the same asset questions from the event survey.

### **WEB-BASED SURVEYS**

Three (3) community organizations were identified and asked to distribute an electronic version of the event survey to their networks/contacts.

### **COMMUNITY DIALOGUE SESSIONS**

The subcommittee's goal was to conduct nine (9) listening sessions within the five (5) identified regions. Each subcommittee member identified at least one existing community organization or group that met regularly within one of the regions. The subcommittee targeted groups that were currently meeting so that a minimum number of participants could be ensured. Organizations and groups included churches, homeowners associations, community centers and activist groups. Subcommittee members were responsible for contacting the group lead or director and request one hour to conduct the survey and listening session.

Two-four subcommittee members conduct sessions:

- Facilitator (1): Read survey, if necessary; guided discussion around perceptions of healthy communities and identifying community assets.
- Note Taker (1-2): Recorded responses and non-verbal reactions to the discussion.
- General Support (1-2): Offering participants assistance in filling out the surveys; set up/tear down; available for questions.

The subcommittee conducted six (6) dialogue/listening sessions over the course of five (5) months September 2012 – January 2013.

### EVENT SURVEYS

Three (3) large community events and festivals were used as sites to capture survey data. These events included: a community street festival (76112), a school carnival, Rock the Park (76248) and a youth fun-run event and community event (76132). A group of 2-4 subcommittee members sought voluntary participation from those attending and working the events.

### KEEN PHOTOVOICE PROJECT

Youth specific assessment program was conducted over a 4-week period. Each weekend the group would explore their neighborhood in central Fort Worth taking photographs addressing two questions:

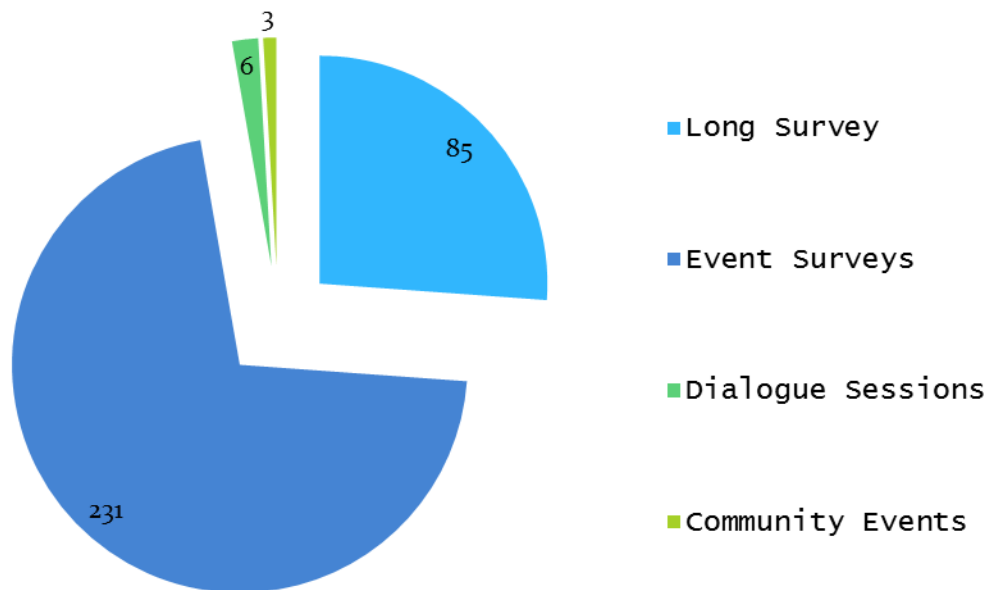
- How healthy do you think your community is to live in?
- Can you identify people, places and things that help improve the health of the community?

## COMMUNITY-BASED RESULTS:

Results for the Community Themes and Strengths Assessment are categorized into community snapshots. Each identified and surveyed community has a different perspective on healthy factors and risky behaviors. The overall perception of health and quality, however, seemed unified and applicable across the spectrum of participants. The asset inventory is kept general as specific neighborhoods have different vehicles that can be further expanded upon identification of focus/target areas and needs at the end of the MAPP process.

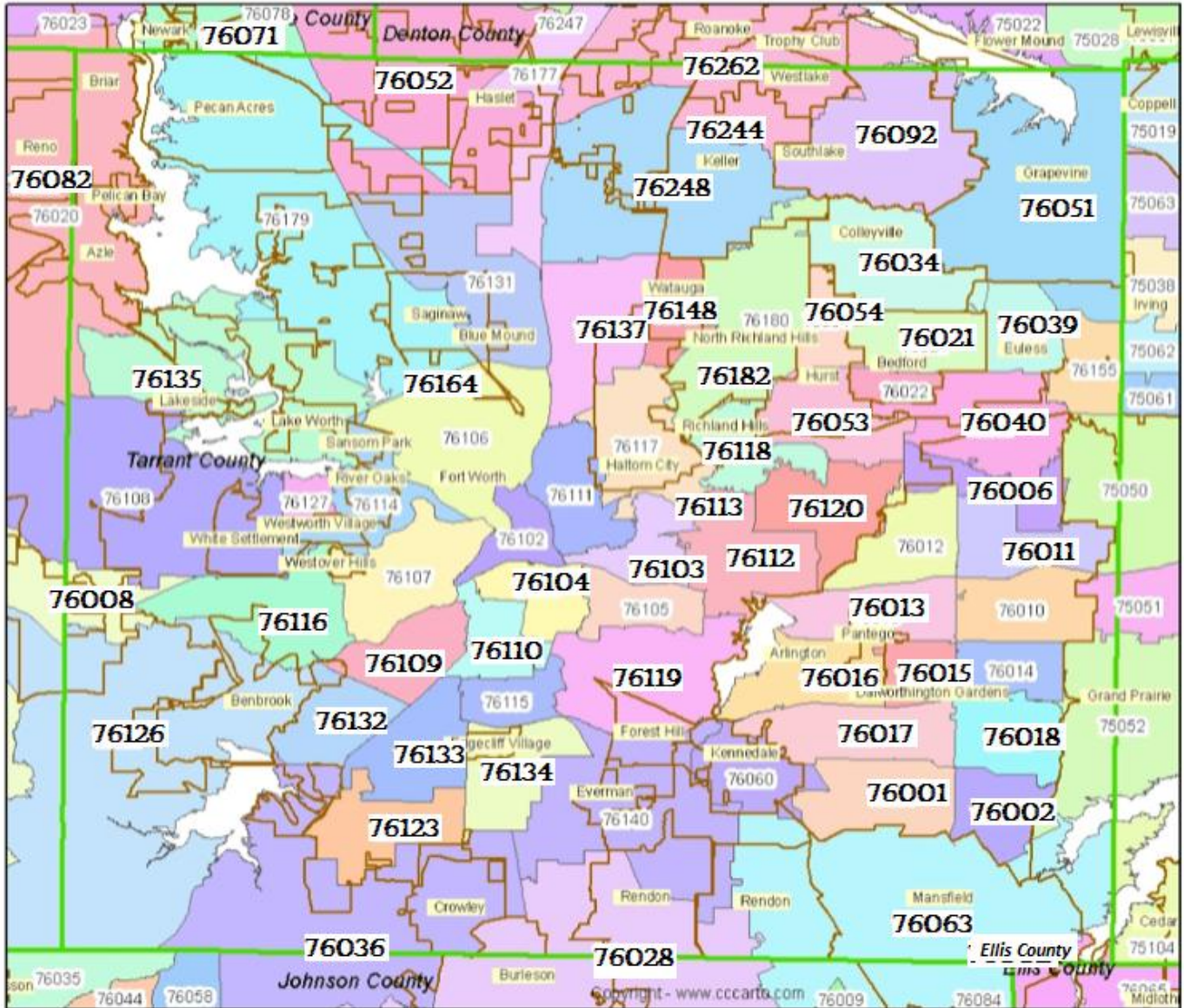
## PARTICIPANT STATS:

Total Surveys: 316



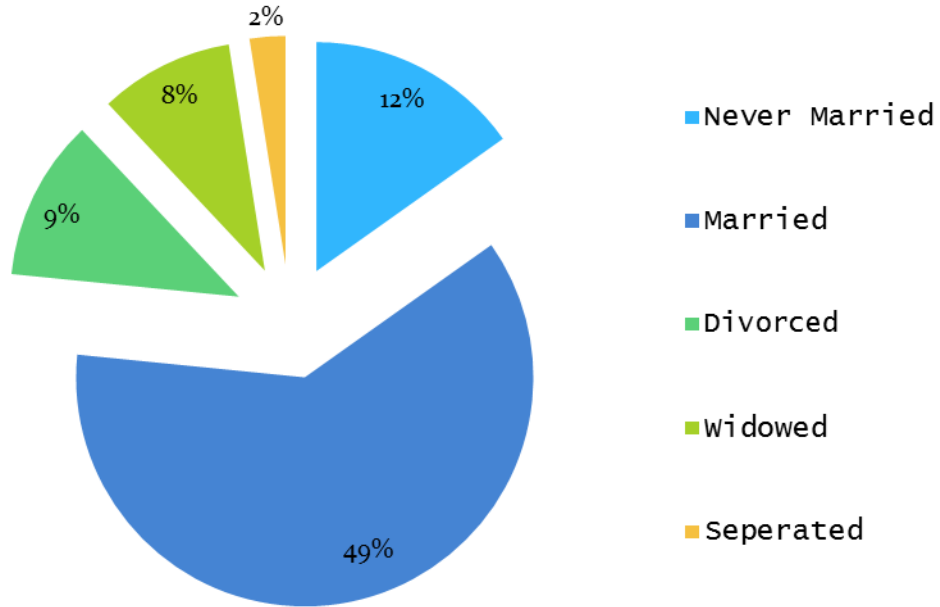


**RESULTS INCLUDE RESPONSES FROM THE FOLLOWING ZIP CODES:**

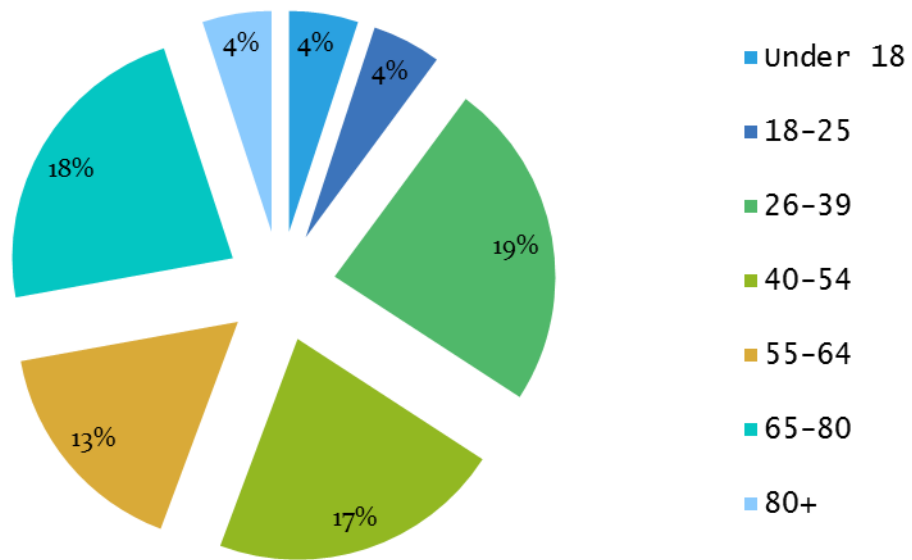




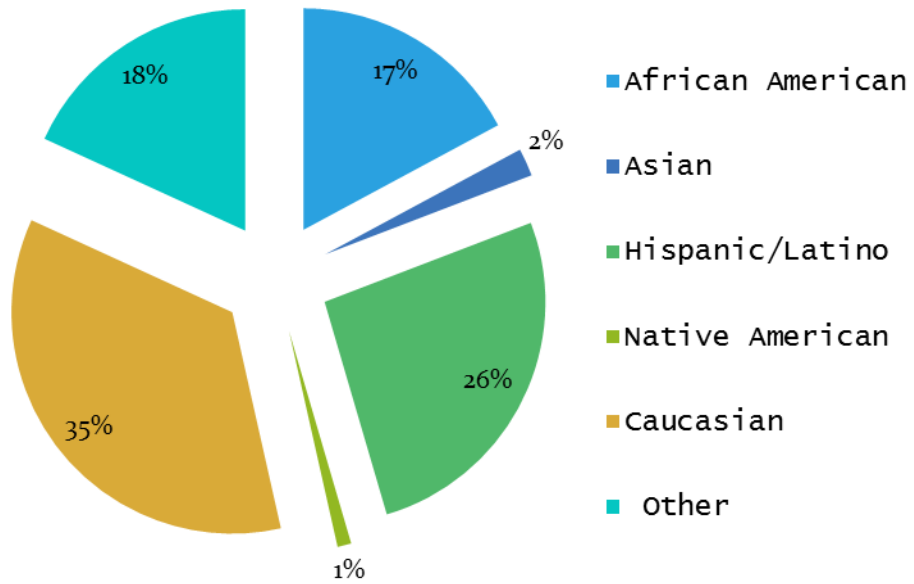
### MARITAL STATUS:



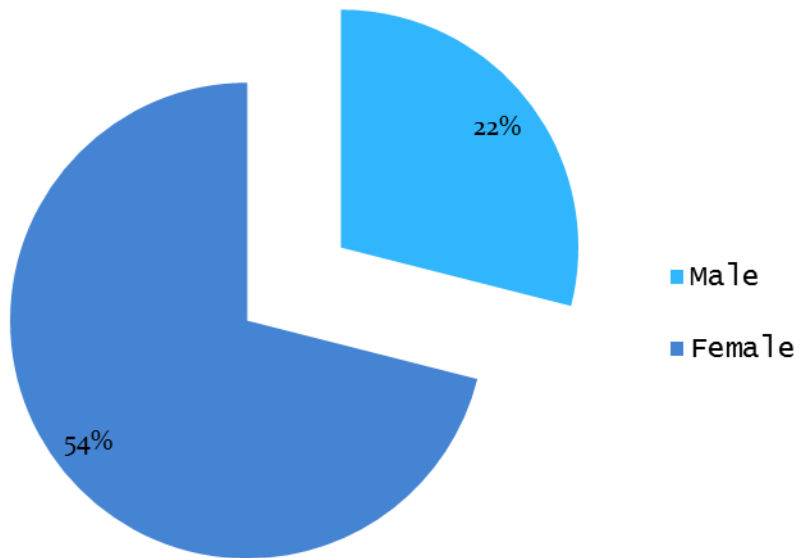
### AGE:



**ETHNICITY:**



**GENDER:**



## FACTORS THAT DETERMINE A HEALTHY COMMUNITY:

Similar factors were identified by each of the sub-county areas, however, the relative importance varied depending on the location within Tarrant County. In Bedford, for example, access to care dominated other important factors that define a healthy community. In all other instances, low crime was the main element of perceived need by respondents followed closely by the need for good jobs, good schools and healthy behaviors.

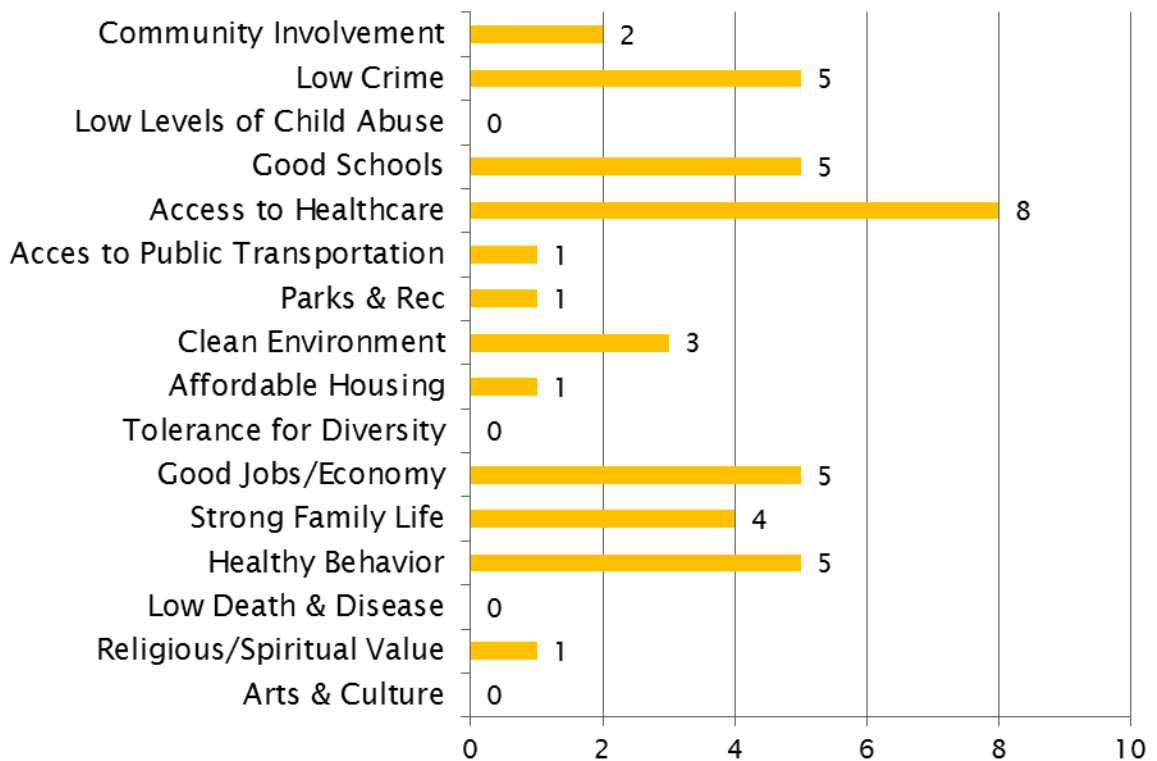
Note the relative high prioritization of religions and spiritual values in several community results charts. This may be of particular interest for strategic planning and validate faith leaders as a resource tool. If good spiritual values are respected and the number of faith-based institutions is high in any given community, they will likely be good messaging partners for outreach and implementation.

---

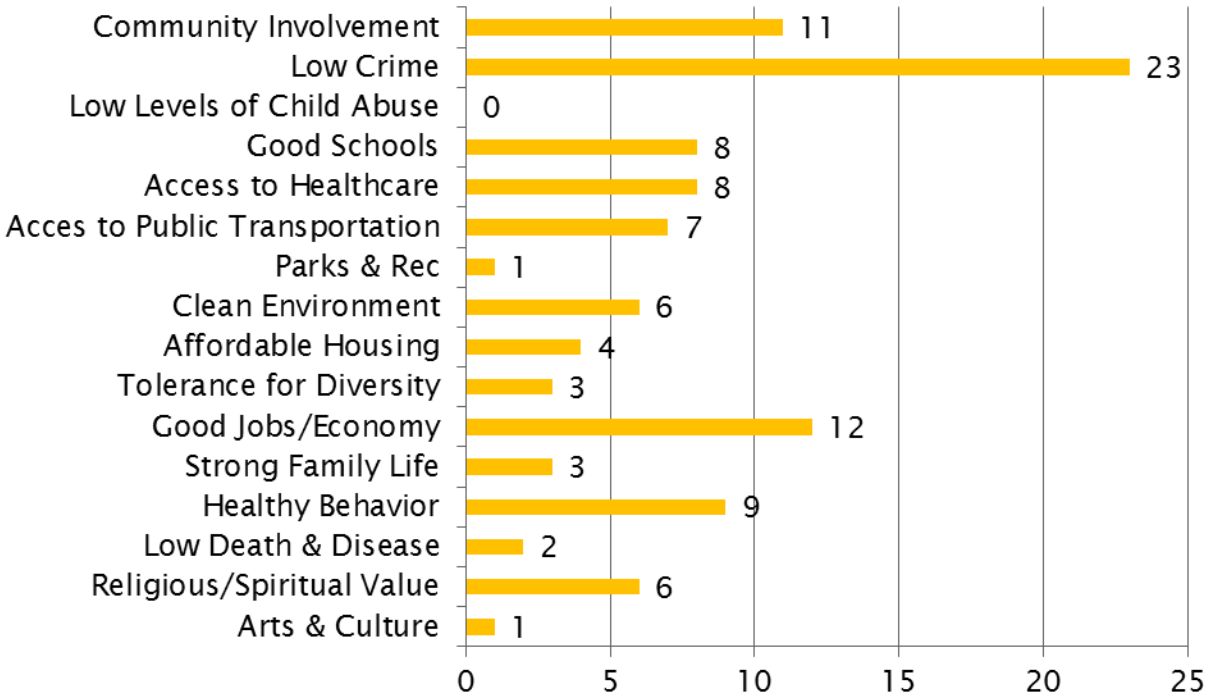
### The following tables outline the results from the question:

In the list provided, what do you think are the three most important “health issues” in your community?

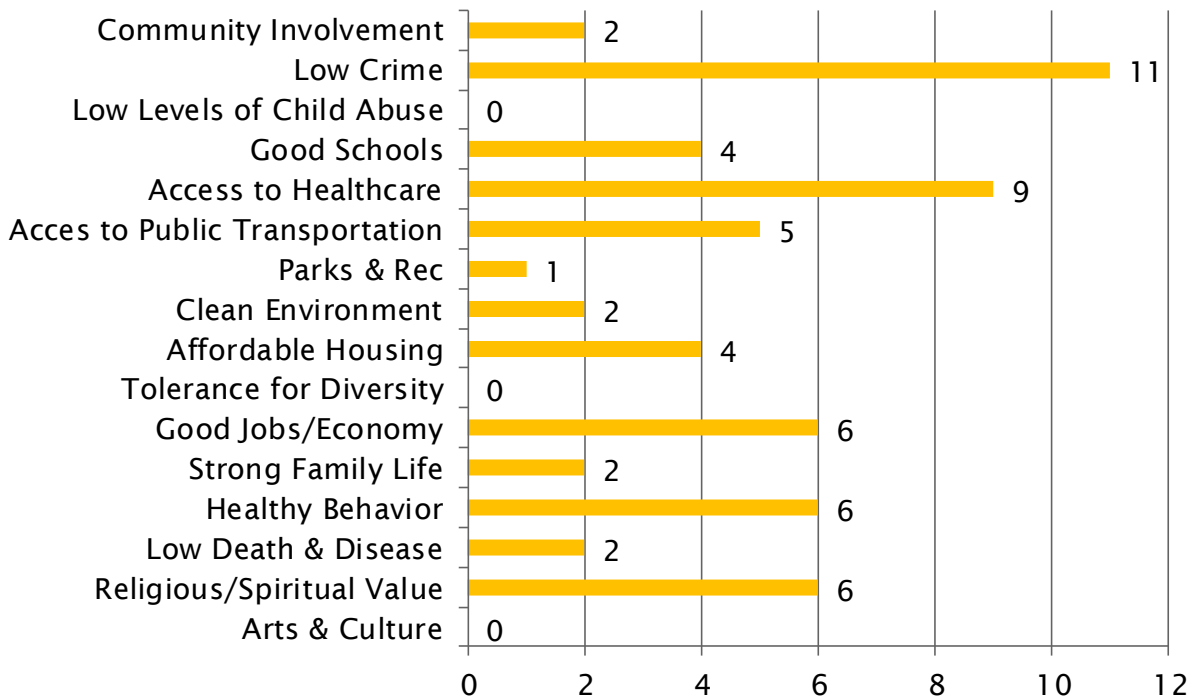
#### BEDFORD/MID-CITIES



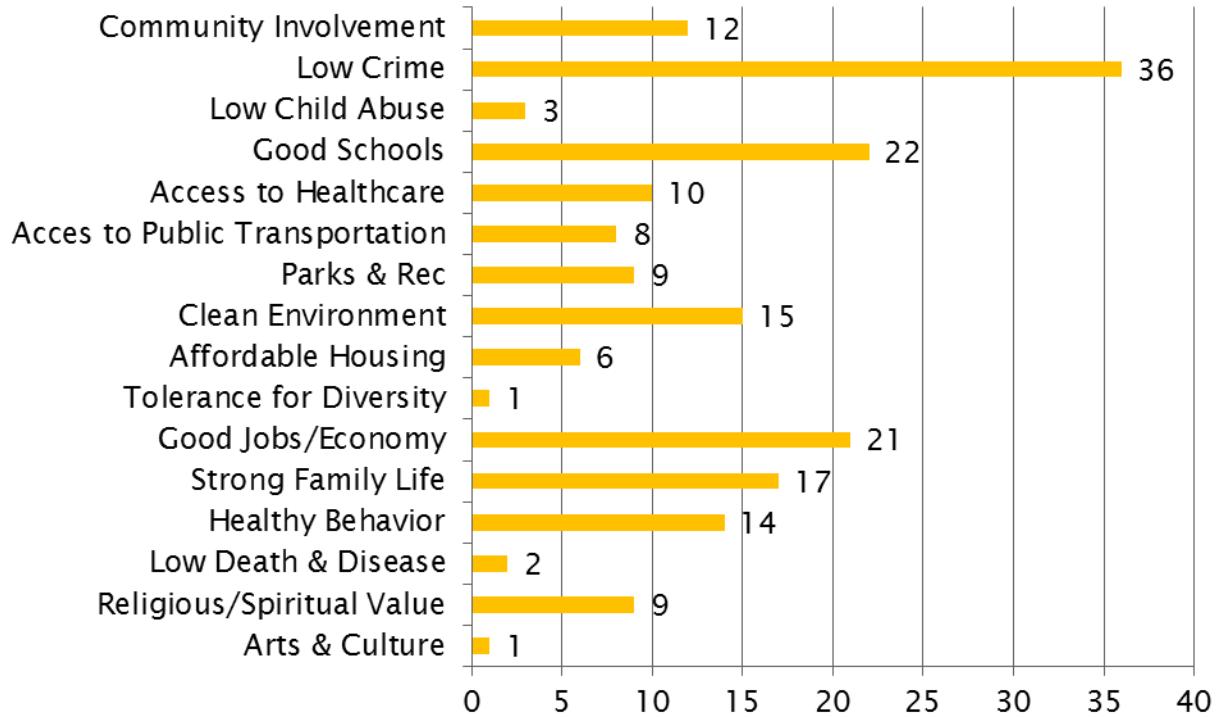
## CENTRAL FORT WORTH/TARRANT COUNTY



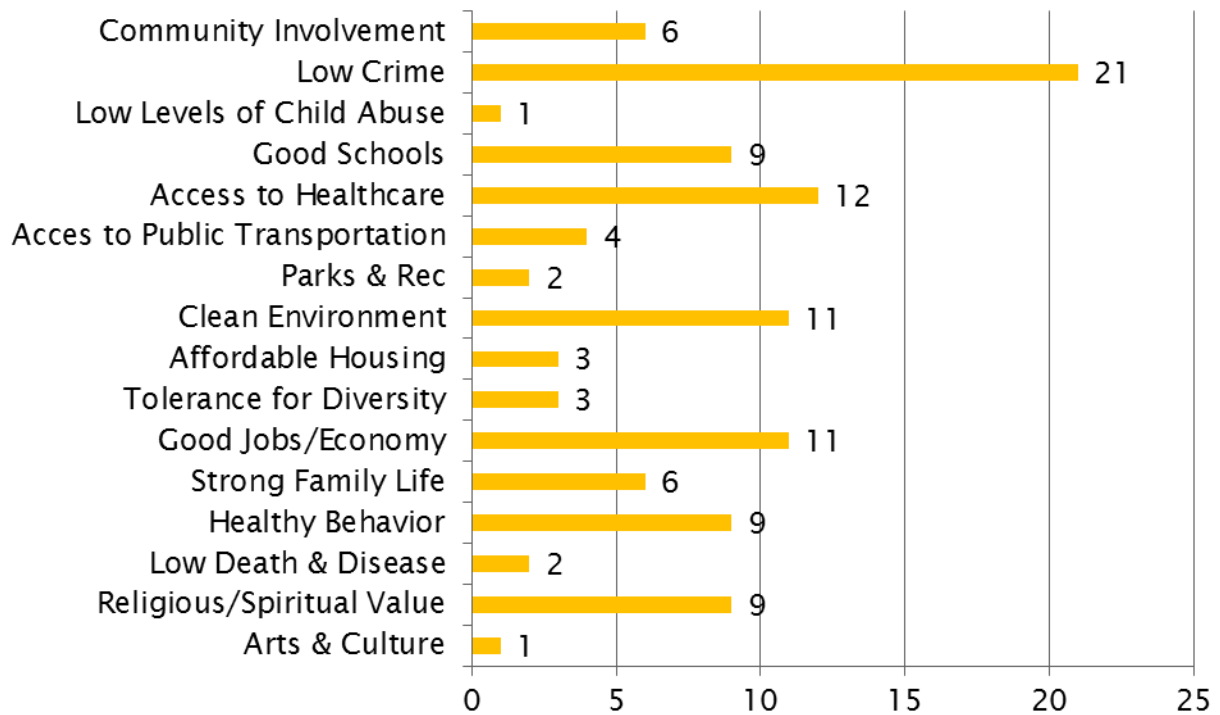
## HULEN/ SOUTH FORT WORTH



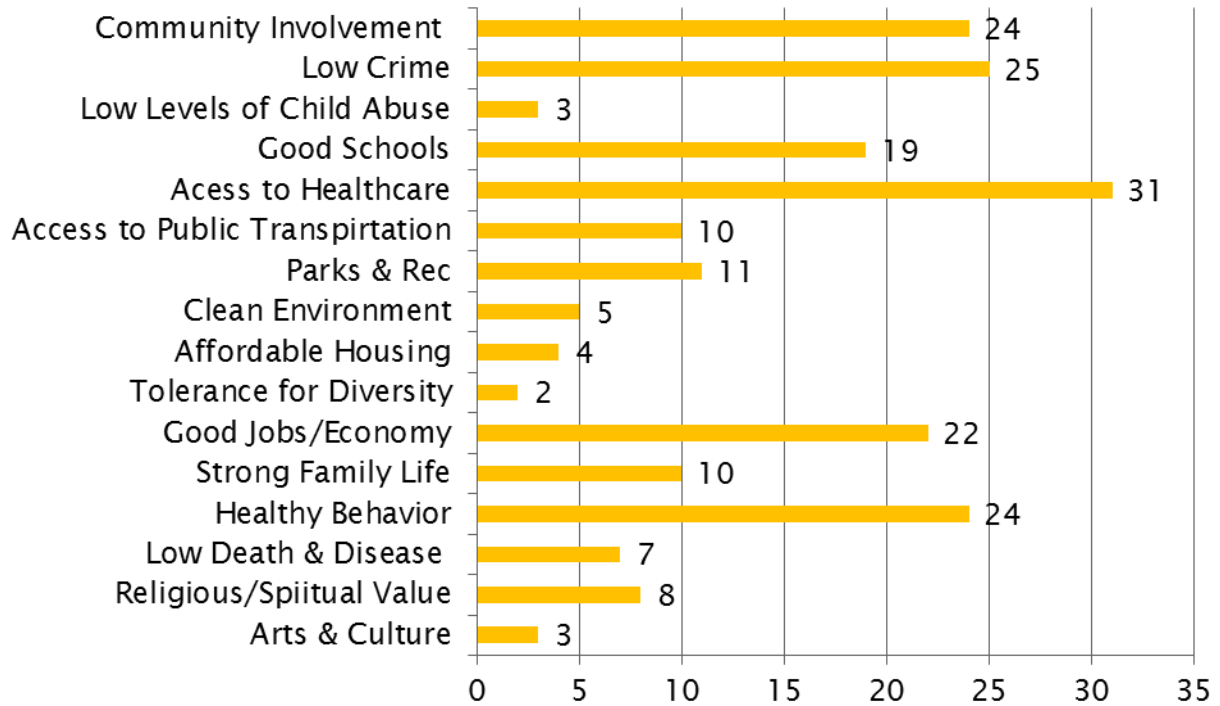
## WESTLAKE/KELLER



## MANSFIELD



## NORTH FORT WORTH/NORTH SIDE





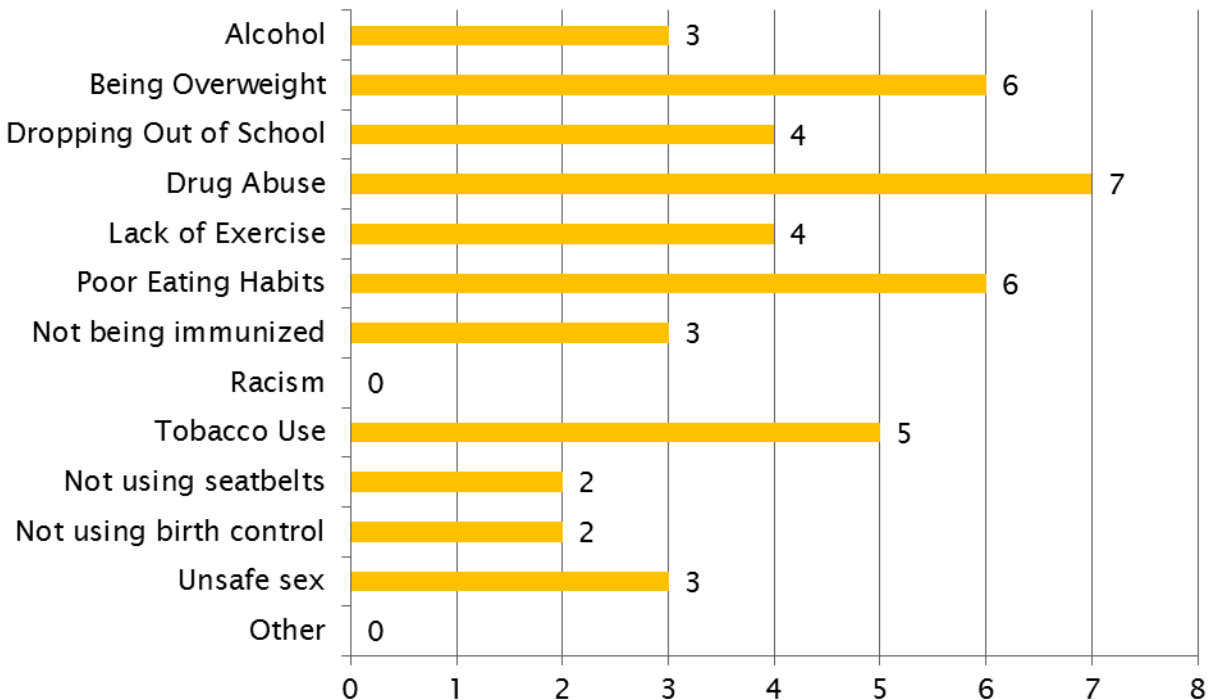
## FACTORS CONSIDERED RISKY BEHAVIORS:

Community respondents were again fairly unified in recognizing risky behaviors that have the greatest impact on the health of a given community, but the prioritization varied from community to community. Alcohol and drug abuse were almost always considered to be of highest risk for causing a community to be considered unhealthy. In line with today’s research, being overweight, having poor eating habits and a general lack of physical activity closely followed. To correlate the two main questions addressed by our methodology, crime has a potential impact on the obvious risk factors of drugs and alcohol, but it can also limit access to places where physical activity is fostered or degrade the availability of good food stores. Good schools and good jobs can also correlate to the risky behaviors through education, adequate compensation to allow for healthy food purchases, stress levels, community involvement and overall morale. Weight loss and smoking cessation may also be risk factors to address in a strategic plan for public health, while not always top priority for each of the communities we interviewed, both behaviors are high on the results list and therefore warrant consideration.

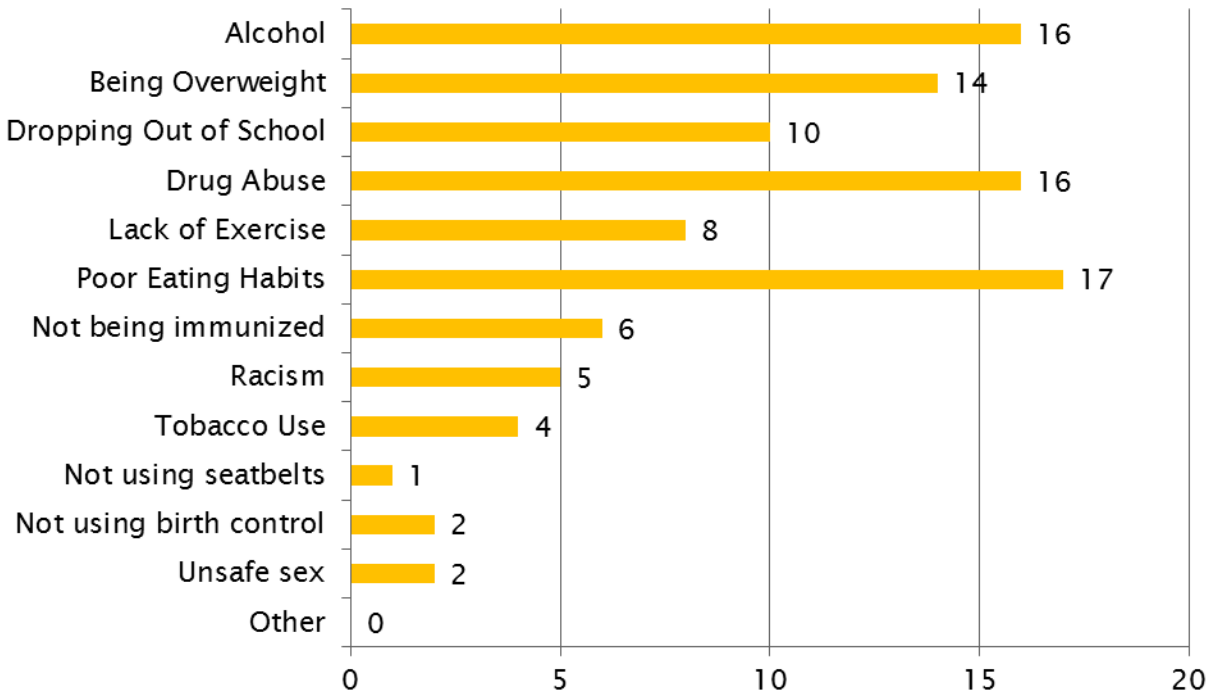
### The following tables outline the results from the question:

What do you think are the three most important “risky behaviors” in our community?

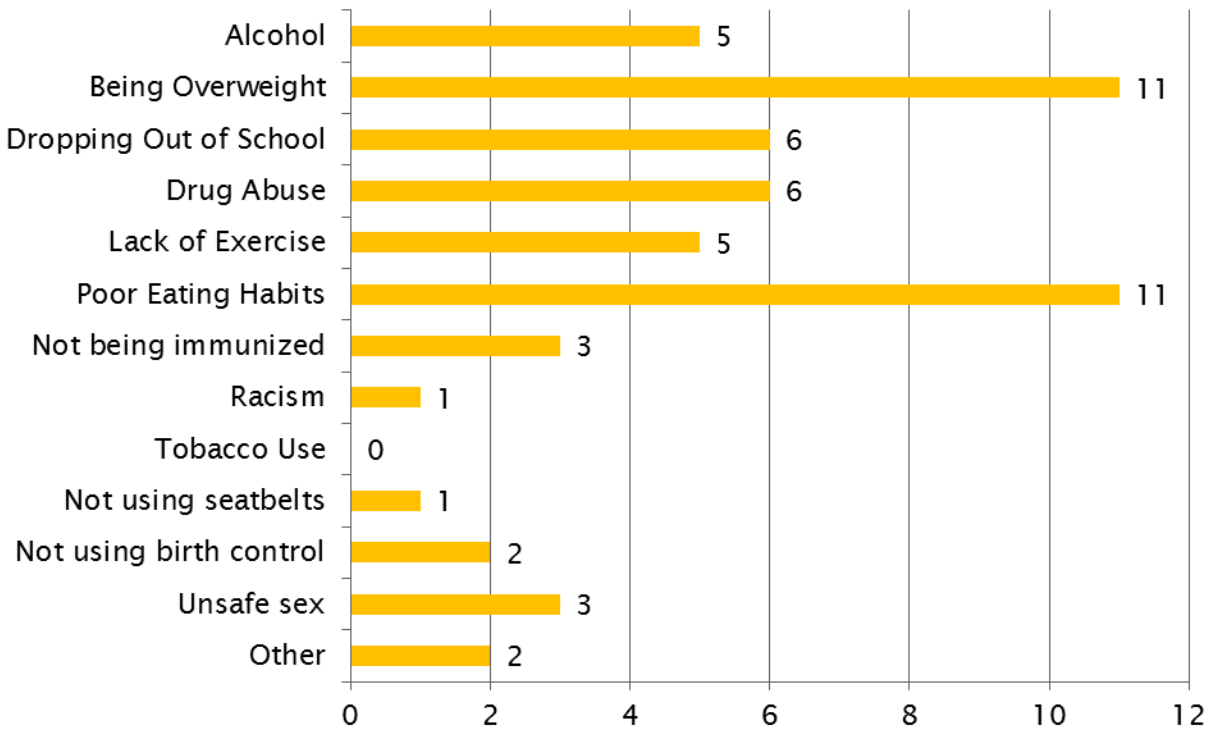
#### BEDFORD/MID-CITIES



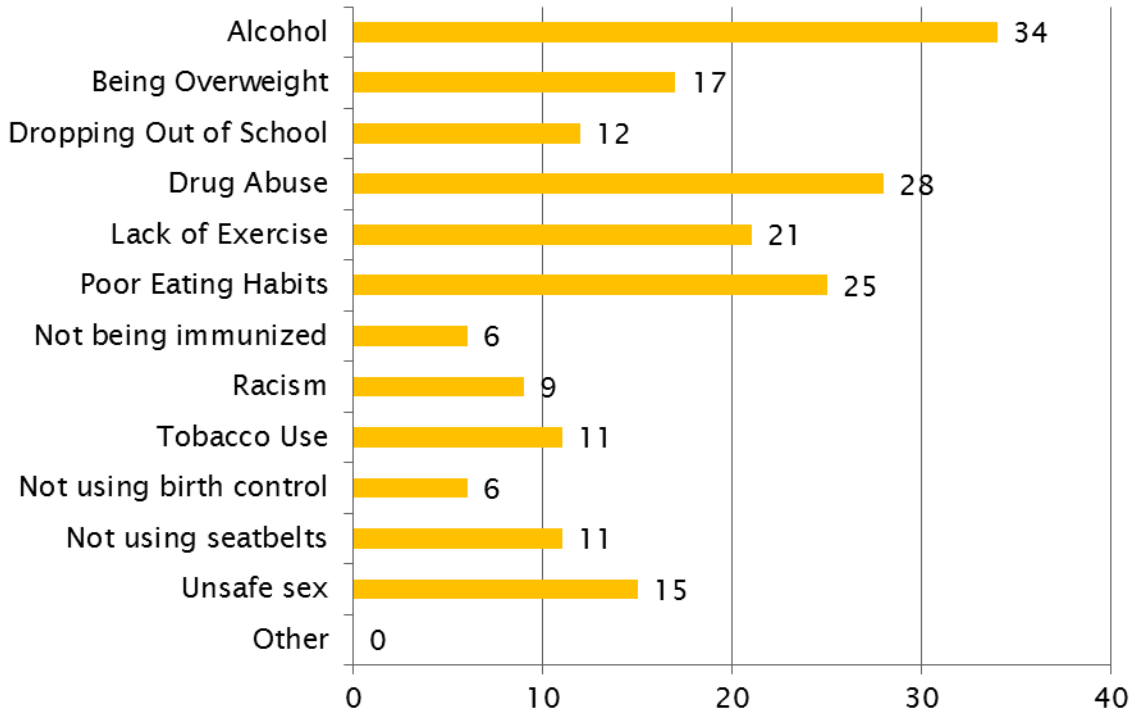
## CENTRAL FORT WORTH/TARRANT COUNTY



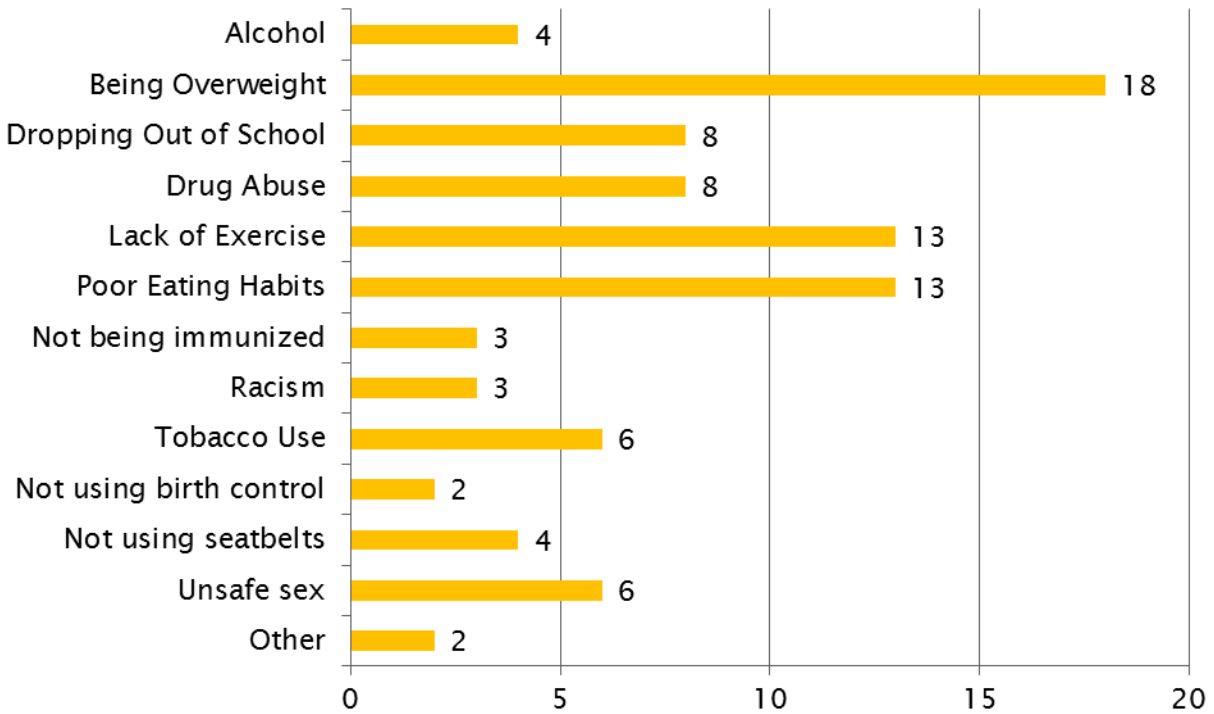
## HULEN/SOUTH FORT WORTH



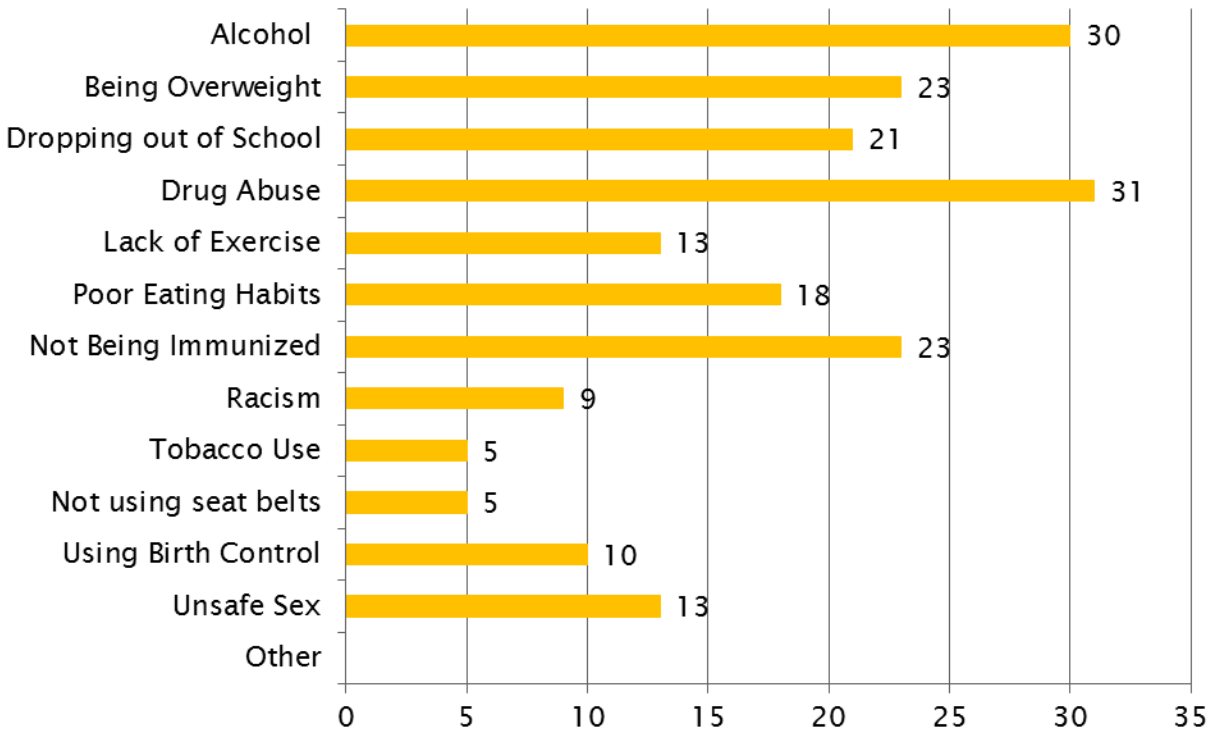
## WESTLAKE/KELLER



## MANSFIELD



## NORTH FORT WORTH/NORTH SIDE



## KEEN PHOTOVOICE PROJECT RESULTS:

Youth specific assessment program, ages 11-13, conducted over 4 weeks in central Fort Worth.

The PHOTOVOICE FOCUS Project encouraged photographers to use their cameras to answer two questions :

- How healthy do you think your community is to live in?
- Can you identify people, places and things that help improve the health of the community?


## IDENTIFIED CHALLENGES/BARRIERS TO HEALTH

- Lack of Friends or a sense of neighborhood
- Lack of access to nutritious food
- Unsafe/Unkept areas for physical activity
- Graffiti – lack of respect and safety

## IDENTIFIED OPPORTUNITIES/RESOURCES

- Community Gardens
- Well-kept landscaping around homes & common areas.
- Recycling
- Water collection efforts
- Well-supported spiritual health
- Social support system
- Sense of neighborhood

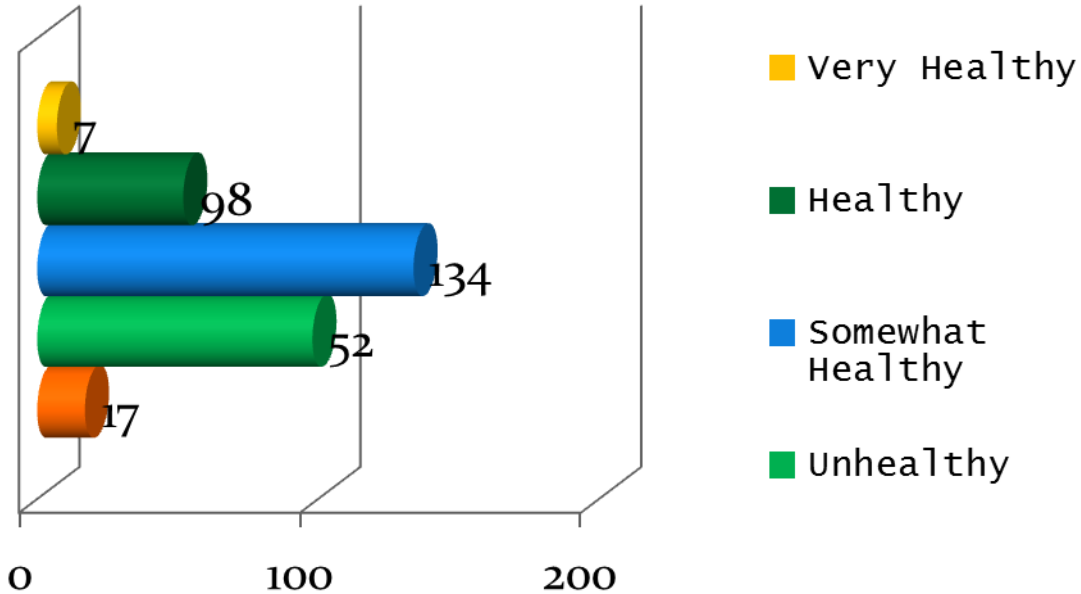
COMMUNITY THEMES AND STRENGTHS ASSESSMENT  
2012-2013 RESULTS REPORT FOR TARRANT COUNTY





## OVERALL PERCEPTION OF HEALTH:

How would you rate your *community* as a healthy community to live in? The table reflects the average answer of all communities.



## COMMUNITY ASSETS:

### ORGANIZATIONS

- Business Organizations
- City Service (trash collection, code enforcement)
- Collations (TC CHIP)
- Community Centers / Recreation Centers
- Cultural Centers
- Emergency Services (police, fire, ems)
- Faith based
- Fitness clubs
- Higher education
- Home Owner Assoc.
- Hospitals and Clinics
- Libraries
- Media (Radio and TV)
- Neighborhood Assoc.
- Parks, Trails, and Nature Centers
- Public Health Services and Resource Databases
- Regulatory Agencies
- Schools
- Social and Civic and Volunteer clubs/ groups
- Social Service Agencies (Mission Arlington, Salvation Army, parenting center)
- Youth Development Programs (Girl Scouts, Boy Scouts, ROTC)

## PLACES

- Arts & Culture
- Churches
- Emergency Services
- Fitness Club or Recreation Center
- Access to Food (Grocery, Farmer's Market, Restaurant)
- Healthcare Organizations/ Providers
- Community Centers
- Clinics
- Library
- Non-Profit, Social Services
- Parks
- Pharmacy
- Political Offices
- School
- Senior Centers
- Tarrant County Public Health Dept

## PEOPLE

- Healthcare Providers
- Community Leaders
- Educators
- Safety / Emergency Services
- Community Organizers

## COMMUNICATION

- Paper
  - Newsletter, Flyers, Inserts, Door Tags, Mailers
- People/ Groups
  - Church, Professional Assoc., Neighbors, Chamber
- Internet
  - Email and Websites
- Media
  - TV, Radio, Magazines, Newspaper
- Social Media
  - Facebook, Twitter
- Community Resource
  - Library, YMCA, Schools, Civic Center, Health Dept.
- Social Marketing
  - Anti-Tobacco ads, PSAs

## FINDINGS AND IMPLICATIONS:

Throughout the process the subcommittee was able to engage key leaders, a significant elder population, urban area youth and suburban residents in order to obtain the perceptions of their communities. More time to conduct additional listening sessions may have yielded more respondents and statistically significant data that could be extrapolated over the entire county. For the purposes of this snapshot study, this subcommittee finds key elements and findings to be both useful and relevant to the MAPP process.

According to the data collected, it appears our residents are most concerned with:

- Access to Healthcare
- Low Crime
- Good Schools
- Good Economy

Our residents generally consider the greatest risks to be around:

- Drug Abuse
- Alcohol Use
- Dropping out of school
- Being Overweight
  - Poor Eating Habits
  - Lack of Exercise

The CTSA process availed us with multiple ways to leverage existing organizations, people and communication vehicles. We have a better sense of where our neighborhoods turn for expertise and guidance on issues of health that is an essential element of any change. By using the respected and community-based structures, solicitations may be more readily and comprehensively accepted as the MAPP Steering Committee and its community outreach sessions determine main areas of need and focus for future efforts.

# ATTACHMENTS A and B: SURVEYS

# TARRANT COUNTY VOICES FOR HEALTH

Vision: *Empowered people living healthy in a vibrant and safe community.*

## Community Themes & Strengths Assessment Survey

Tarrant County Public Health and community partners are assessing the health of the community to develop a community health improvement plan. The purpose of this survey is to gather opinions from community members about existing assets that help address issues affecting the health of the community overall. You are being invited to voluntarily participate in this assessment survey. If you choose to complete this survey, then you are giving us permission to use the information in aggregate format for publication. Also, you can quit anytime you choose to without any reservations. The survey results and other information will be used to help identify important issues that can be addressed through community action. We appreciate your time. Your voice is important...Because Health Matters!

As you fill out this survey, please note that **“community”** is defined as *the area in which you reside/live*.

1. In the following list, what do you think are the **three most important factors that define a “Healthy Community”**(Those factors that most improve the quality of life in the neighborhood in which you reside)?

- |   |  |   |
|---|--|---|
| <input type="checkbox"/> Community Involvement                  | <input type="checkbox"/> Access to Public Transportation | <input type="checkbox"/> Strong family life               |
| <input type="checkbox"/> Low crime / safe neighborhoods         | <input type="checkbox"/> Parks and recreation            | <input type="checkbox"/> Healthy behaviors and lifestyles |
| <input type="checkbox"/> Low level of child abuse               | <input type="checkbox"/> Clean environment               | <input type="checkbox"/> Low death and disease rates      |
| <input type="checkbox"/> Good Schools                           | <input type="checkbox"/> Affordable housing              | <input type="checkbox"/> Religious or spiritual values    |
| <input type="checkbox"/> Access to health care & other services | <input type="checkbox"/> Tolerance for diversity         | <input type="checkbox"/> Arts and cultural events         |
|   | <input type="checkbox"/> Good jobs and healthy economy   | <input type="checkbox"/> Other _____                      |

2. In the following list, what do you think are the **three most important “health issues”** in your community? (Those issues that have the greatest impact on overall community health.)

- |   |  |  |
|---|--|--|
| <input type="checkbox"/> Motor vehicle crashes                  | <input type="checkbox"/> Infectious Diseases (hepatitis, TB, etc.) | <input type="checkbox"/> High blood pressure   |
| <input type="checkbox"/> Rape / sexual assault                  | <input type="checkbox"/> Poor Diet                                 | <input type="checkbox"/> Aging problems (e.g., arthritis, hearing/vision loss, etc.) |
| <input type="checkbox"/> Mental health issues                   | <input type="checkbox"/> Inactivity                                | <input type="checkbox"/> Tobacco Use   |
| <input type="checkbox"/> Homicide                               | <input type="checkbox"/> Alcohol                                   | <input type="checkbox"/> Homelessness  |
| <input type="checkbox"/> Child abuse / neglect                  | <input type="checkbox"/> Drug abuse                                | <input type="checkbox"/> Safe affordable & adequate housing                          |
| <input type="checkbox"/> Suicide                                | <input type="checkbox"/> Lack of Walkability                       | <input type="checkbox"/> Dental  |
| <input type="checkbox"/> Teenage pregnancy                      | <input type="checkbox"/> Lack of access to health care             | <input type="checkbox"/> Infant mortality/death                                      |
| <input type="checkbox"/> Domestic violence                      | <input type="checkbox"/> Cancer                                    | <input type="checkbox"/> Other _____   |
| <input type="checkbox"/> Firearm-related injuries               | <input type="checkbox"/> Heart Disease and Stroke                  |  |
| <input type="checkbox"/> Hunger                                 | <input type="checkbox"/> Respiratory /Lung Disease                 |  |
| <input type="checkbox"/> Sexually Transmitted Disease (HIV,STD) | <input type="checkbox"/> Diabetes                                  |  |

Of the problems you marked above, which one would you most likely work on? \_\_\_\_\_

3. What makes you most proud of your community? \_\_\_\_\_

4. How would you rate your *community* as a healthy community to live in?

Very Unhealthy     Unhealthy     Somewhat Healthy     Healthy     Very Health

5. Approximately how many hours per month do you volunteer your time to community service? ( e.g. schools, voluntary organizations, churches, hospitals, etc.)
- None                       1-5 hours                       6-10 hours                       Over 10 hours

What would excite you enough to become involved (or more involved) in improving our community?

---

6. Consider the following:

a. The community has adequate health and wellness activities  
 Strongly Disagree                       Disagree                       Neutral                       Agree                       Strongly Agree

b. The community has adequate meeting spaces for groups, clubs and large events.  
 Strongly Disagree                       Disagree                       Neutral                       Agree                       Strongly Agree

c. I am satisfied with the number and type of cultural events in my community (music, plays, art shows, etc.)  
 Strongly Disagree                       Disagree                       Neutral                       Agree                       Strongly Agree

d. After having answered the above questions, I am satisfied with the *overall* quality of life in our community (considering my sense of safety and well-being).  
 Strongly Disagree                       Disagree                       Neutral                       Agree                       Strongly Agree

7. I have adequate access to stores for my daily needs (household supplies, personal supplies)

Strongly Disagree                       Disagree                       Neutral                       Agree                       Strongly Agree

a. I have access to healthy foods.  
 Strongly Disagree                       Disagree                       Neutral                       Agree                       Strongly Agree

b. I have access to healthy foods at a reasonable cost.  
 Strongly Disagree                       Disagree                       Neutral                       Agree                       Strongly Agree

8. Consider the following:

a. I can find adequate information and assistance in how to parent.  
 Strongly Disagree                       Disagree                       Neutral                       Agree                       Strongly Agree

b. I have access to safe and affordable day care/child care.  
 Strongly Disagree                       Disagree                       Neutral                       Agree                       Strongly Agree

c. I am very satisfied with the school system in my community.  
 Strongly Disagree                       Disagree                       Neutral                       Agree                       Strongly Agree

d. There are adequate after school programs for students to attend.  
 Strongly Disagree                       Disagree                       Neutral                       Agree                       Strongly Agree

e. There are plenty of recreation opportunities for children in my community that include non-sports related activities.

Strongly Disagree                       Disagree                       Neutral                       Agree                       Strongly Agree

f. After having answered the above questions, I feel this community is a good place to raise children.  
 Strongly Disagree                       Disagree                       Neutral                       Agree                       Strongly Agree

9. The community is a safe place to live (considering residents' perception of safety in the home, the workplace, schools, playgrounds, parks, shopping areas). Neighbors know and trust one another and look out for one another.

Strongly Disagree                       Disagree                       Neutral                       Agree                       Strongly Agree



10. In the following list, what do you think are the **three most serious safety issues** for people in your *community*?

- |   |   |  |
|---|---|--|
| <input type="checkbox"/> Unsafe driving                                   | <input type="checkbox"/> Unsafe/unprotected sex           | <input type="checkbox"/> School violence         |
| <input type="checkbox"/> Alcohol  | <input type="checkbox"/> Unsafe roads/sidewalk conditions | <input type="checkbox"/> Child abuse and neglect |
| <input type="checkbox"/> Drug abuse                                       | <input type="checkbox"/> Access to firearms by children   | <input type="checkbox"/> Domestic violence       |
| <input type="checkbox"/> Racism & intolerance                             | <input type="checkbox"/> Manufacturing of                 | <input type="checkbox"/> Gang-related activity   |
| <input type="checkbox"/> Not using seat belts, safety seats<br>or helmets | <input type="checkbox"/> methamphetamines                 | <input type="checkbox"/> Other _____             |
|   | <input type="checkbox"/> Growing Marijuana                |  |

11. In the following list, what do you think are the **three most important “risky behaviors”** in our community? (Those behaviors that have the greatest impact on overall community health)

- |   |  |  |
|---|--|--|
| <input type="checkbox"/> Alcohol abuse          | <input type="checkbox"/> Poor eating habits                        | <input type="checkbox"/> Not using seat belts and/or child<br>safety seats |
| <input type="checkbox"/> Being overweight       | <input type="checkbox"/> Not getting “shots” to prevent<br>disease | <input type="checkbox"/> Unsafe sex  |
| <input type="checkbox"/> Dropping out of school | <input type="checkbox"/> Racism                                    | <input type="checkbox"/> Other _____                                       |
| <input type="checkbox"/> Drug abuse             | <input type="checkbox"/> Tobacco use                               |  |
| <input type="checkbox"/> Lack of exercise       | <input type="checkbox"/> Not using birth control                   |  |

12. Within the past year, what type of mental health services did you or anyone in your household need? **Check all that apply:**

- None       Crisis Care       Hospitalization       Counseling/Therapy

If you needed services, were you able to get these services in your *community*?  Yes  No

If no, please describe / explain. \_\_\_\_\_  
\_\_\_\_\_

13. There are support networks for individuals and families (neighbors, support groups, faith community outreach, agencies, and organizations) during times of stress and need.

- Strongly Disagree       Disagree       Neutral       Agree       Strongly Agree

Please identify: \_\_\_\_\_

14. Within the past year, what type of social service benefits did you or anyone in your family need? **Check all that apply:**

- |   |  |   |
|---|--|---|
| <input type="checkbox"/> None             | <input type="checkbox"/> Housing assistance    | <input type="checkbox"/> Transportation |
| <input type="checkbox"/> Food stamps      | <input type="checkbox"/> Respite care          | <input type="checkbox"/> Other _____    |
| <input type="checkbox"/> Welfare payments | <input type="checkbox"/> Subsidized child care |   |

If you needed benefits, were you able to get them in your *community*?  Yes  No



22. Zip code where you live:

23. Your Gender:  Male  Female

25. How do you pay for health care?

(Check all that apply)

24. Marital Status:

- Never Married
- Married/Cohabiting
- Divorced
- Widowed
- Separated

- Pay Cash (no Insurance)
- Health Insurance
- Medicare
- Medicaid
- Veterans' Administration
- Other \_\_\_\_\_

26. Your age:

- Under 18 years
- 18 - 25 years
- 26 - 39 years
- 40 - 54 years
- 55 - 64 years
- 65 - 80 years
- Over 80 years

27. Annual Household Income:

- Less than \$20,000
- \$20,000 to \$29,999
- \$30,000 to \$49,999
- \$50,000 to \$75,000
- Over \$100,000

Number of people in your household: \_\_\_\_

28. Ethnic group you most identify with:

- African American / Black
- Asian
- Hispanic / Latino
- Native American
- White / Caucasian
- Other \_\_\_\_\_

29. Your highest educational level:

- Less than High School graduate
- High School Diploma or GED
- College degree or higher
- Other \_\_\_\_\_



***Thank you very much for your time and response!***  
***Tarrant County Voices for Health***  
***Because Health Matters***



# Tarrant County Voices for Health

## Because Health Matters

**Vision: Empowered people living healthy in a vibrant and safe community**

Mobilizing for Action through Planning and Partnerships (MAPP) is a community-wide strategic planning tool for improving community health. Facilitated by public health leadership, this tool helps communities prioritize public health issues and identify resources for addressing them.

Broad community participation is essential because a wide range of organizations and individuals contribute to the public's health. Public, private, and voluntary organizations join community members and informational associations in the provision of local public health services. The MAPP process brings these diverse interests together to collaboratively determine the most effective way to conduct public health activities.

The CTSA Subcommittee is working toward gaining a deeper understanding of the issues residents feel are important by addressing three key questions:

- What is important to our community?
- How is quality of life perceived in our community?
- What assets do we have that can be used to improve community health?

In collecting community thoughts, opinions and concerns we gather insight to the issues important to the community. This information leads to a portrait of the community as seen through the eyes of its residents.

**We ask that you take just a few minutes to answer the following questions so that we are able to identify the opinions, concerns, and resources that are important to you.**

In the following list, what do you think are the **three most important factors that define a "Healthy Community"**(Those factors that most improve the quality of life in the neighborhood in which you reside)?

- |   |  |   |
|---|--|---|
| <input type="checkbox"/> Community Involvement                  | <input type="checkbox"/> Access to Public Transportation | <input type="checkbox"/> Strong family life               |
| <input type="checkbox"/> Low crime / safe neighborhoods         | <input type="checkbox"/> Parks and recreation            | <input type="checkbox"/> Healthy behaviors and lifestyles |
| <input type="checkbox"/> Low level of child abuse               | <input type="checkbox"/> Clean environment               | <input type="checkbox"/> Low death and disease rates      |
| <input type="checkbox"/> Good Schools                           | <input type="checkbox"/> Affordable housing              | <input type="checkbox"/> Religious or spiritual values    |
| <input type="checkbox"/> Access to health care & other services | <input type="checkbox"/> Tolerance for diversity         | <input type="checkbox"/> Arts and cultural events         |
|   | <input type="checkbox"/> Good jobs and healthy economy   | <input type="checkbox"/> Other_____                       |

In the following list, what do you think are the **three most important "risky behaviors"** in our community? (Behaviors that have the greatest impact on overall community health)

- |   |   |   |
|---|---|---|
| <input type="checkbox"/> Alcohol abuse          | <input type="checkbox"/> Poor eating habits                     | <input type="checkbox"/> Not using seat belts and/or child safety seats |
| <input type="checkbox"/> Being overweight       | <input type="checkbox"/> Not getting "shots" to prevent disease | <input type="checkbox"/> Unsafe sex                                     |
| <input type="checkbox"/> Dropping out of school | <input type="checkbox"/> Racism                                 | <input type="checkbox"/> Other_____                                     |
| <input type="checkbox"/> Drug abuse             | <input type="checkbox"/> Tobacco use                            |   |
| <input type="checkbox"/> Lack of exercise       | <input type="checkbox"/> Not using birth control                |   |

How would you rate your *community* as a healthy community to live in?

- Very Unhealthy     Unhealthy     Somewhat Healthy     Healthy     Very Health

In the space below, list THREE resources/assets for each category. Please be as specific as possible:

<p><b>ORGANIZATIONS:</b> Those making a difference in community health. How/Why? (Ex. For profit, non-profit, schools, service providers, police dept, neighborhood association etc.)</p>			
<p><b>PEOPLE:</b> Names and roles of those individuals making a difference in your community. How/Why? (EX: Malcom Davis, leads up the community watch program in my neighborhood)</p>			
<p><b>PLACES:</b> Locations in your community that help sustain or educate on health matters. How/Why? (Parks, swimming pool, community center, walking trail, school, etc.)</p>			
<p><b>COMMUNICATION:</b> Ways you receive information on organizations, people, places and events in your neighborhood (email lists you subscribe to, local papers or magazines; websites you frequent</p>			

Zip code where you live:

Marital Status:

- Never Married
- Married/Cohabiting
- Divorced
- Widowed
- Separated

Age:

- Under 18 years
- 18 - 25 years
- 26 - 39 years
- 40 - 54 years
- 55 - 64 years
- 65 - 80 years
- Over 80 years

Ethnic group you identify with:

- African American / Black
- Asian
- Hispanic / Latino
- Native American
- White / Caucasian
- Other \_\_\_\_\_

Gender:  Male  Female

How do you pay for health care? Check all that apply)

- Pay Cash (no Insurance)
- Health Insurance
- Medicare
- Medicaid
- Veterans' Administration

Other \_\_\_\_\_

Annual Household Income:

- Less than \$20,000
- \$20,000 to \$29,999
- \$30,000 to \$49,999
- \$50,000 to \$75,000
- Over \$100,000

# of people in your household: \_\_\_\_

Your highest educational level:

- Less than High School graduate
- High School Diploma or GED
- College degree or higher
- Other \_\_\_\_\_



To learn more about our efforts in Tarrant County, go to the [MAPP Webpage](http://www.tarrantcounty.com) located on the Tarrant County Public Health's website at <http://www.tarrantcounty.com>.

